

3-6 | October 26

Today's Bible Story: The Kings • 1 & 2 Kings

Conversation Starter: Why do your choices matter?

Today's Bottom Line: Be wise because your choices matter.

Monthly Memory Verse: *It is much better to get wisdom than gold. It is much better to choose understanding than silver.* Proverbs 16:16 (NIRV)

1. Opening Activity

What You Need:

- ☐ Offering container
- ☐ "Get to Know You" Activity Page x2
- ☐ Die x7

Pray for your group before they arrive. Thank God for the opportunity to speak into the lives of future leaders! Ask God to help your preteens recognize the power of their choices—not just big ones, but in how they speak, treat others, and lead themselves. Ask God to help you create a group environment where it's okay to be honest, ask hard questions, and even mess up sometimes. Ask God to help you lead with grace and clarity, and to help your preteens realize that wisdom starts with trusting Him and His Word!

What You Do:

- Welcome kids by name as they arrive with a high five, fist bump, or a wave.
- Invite any kids who brought an offering to place it in the offering container.
- Divide the kids into groups of 2-3.
- Give each group a "Get to Know You" Activity Page and a die.

Connect:

- Explain that the number on the die matches a question from the "Get to Know You" Activity Page.
- Instruct the kids to take turns rolling the die, reading the matching question aloud, and answering it.
- After several rounds, gather the kids together.

What You Say:

"I love watching you share your answers with each other! All of those things ...

who you hang out with,
what you watch,
what you love to do.

"They're part of the choices you make every day. And guess what? Your choices really matter.

"In fact, today's true story from the Bible is all about a time when the kings who led God's people had to make big choices about who to follow and how to live. Some kings chose wisdom, and some ... didn't. Let's go see how their wisdom (or lack of it) changed everything!"

Inclusive Pro-Tip

- If it works better for your group, offer to read the questions aloud instead of having the kids read the questions in their groups.

[Lead your group to watch today's video lesson and do worship]

2. Seeds of Wisdom

What You'll Need:

- ☐ Seeds of Wisdom, Seeds, and Flower Activity Pages
- ☐ Seed and flower shapes for kids to cut out
- ☐ Markers, crayons, or colored pencils
- ☐ Glue sticks

Let's Create Together!


Gather the kids in a circle or around tables.

Say:


"Today we're planting something special—a **garden of WISE choices!** Each part of our craft will show how our choices help us grow stronger on the inside."

Step-by-Step Instructions:


1. Design Your Seed

 *"This seed is like the beginning of a wise choice. Think about a time you made a good choice—or want to! Draw or write something inside your seed that shows wisdom (like listening, being honest, or asking for help)."*


2. Glue It to the Bottom of Your Page

 *"Now place your seed near the bottom—it's just starting out, like we all are when learning how to be wise."*


3. Add What Helps It Grow

 *"What helps a seed grow? Sunshine, water, and care! What helps YOU grow wise? Maybe prayer, teachers, reading the Bible, or friends who love Jesus. Draw or write those things around your seed!"*

4. Grow the Flower

 *"Time to grow! Draw a stem coming up from your seed. Now glue your flower to the top. On each petal, write a wise choice you can make—like forgiving someone, telling the truth, or doing the right thing even when it's hard."*

5. Decorate Your Garden

 *"Now make it your own! Add butterflies, hearts, bees, or anything fun around your plant. This is YOUR wisdom garden!"*

Talk Time – While You Craft or After:

Ask:

- "What's one wise choice you've made recently?"
- "Why do you think it's sometimes hard to make the right choice?"
- "Who helps you make wise choices?"
- "What do you think wisdom looks like at school? At home?"

Tie-In to the Bible Story:

Say:

"In the Bible, we learned that some kings made wise choices—like Solomon asking God for wisdom. But other kings didn't listen to God, and that caused a lot of problems."

Ask:

- "What happened when kings made wise choices?"
- "What made a king wise in God's eyes?"
- "Do you think YOU can be wise like Solomon? How?"

What You Say:

"Your flower shows how wise choices help us grow strong inside—just like seeds grow into beautiful plants. The more we ask God for wisdom, the more we grow into people who love others, do what's right, and make a difference!"

"Even when we mess up, God gives us grace and helps us try again. He doesn't expect us to be perfect—but He loves when we ask Him for help and try to live wisely."

[Make It Personal]:

Take a moment to briefly share your own example:

"When I had to decide whether to stand up for someone being bullied, I remembered a verse about loving others like Jesus. It was hard—but I felt stronger for doing what was right. That's wisdom in real life."

Teacher Tips:

- **Model each step as you go.** Hold up examples.
- **Encourage creativity.** Let kids come up with their own "wise choices" and "growth helpers."

3. Bible Story Extension

What You Need:

- ☐ Timer
- ☐ Brick blocks

What You Do:

- Divide the kids into groups of 2-3.
- Give each group enough blocks to build a base.
- Instruct all of the teams to build a base with their blocks.
- Place the remaining blocks in a pile in your group area, an equal distance away from all teams' bases.
- Say, "Each of you is part of a team of builders. Your goal is to build the tallest, strongest tower. But there's a twist. On your turn, you can either: run and take a block from the center pile, OR steal one block from another team's tower."
- Explain that during each round, kids are to take turns one at a time, and on their turn they can:
 - Take a block from the center to build.
 - Or, take one block from another team.
- Set the timer (for two minutes) and start the game.
- When the time is up, signal the kids to freeze and examine the towers.
- Use the Bible Story Talk below to recap in between each round.
- Play several rounds of the game.
- After all of the rounds are completed, pause and discuss.
 - How did it feel when someone stole your team's block?
 - What were you focused on: winning or building wisely?

Bible Story Talk

- Invite several kids to recap the Bible Story in three words.
 - *Example: Kings, selfish, unwise, wise*
- Say: "Today's Bible Story showed us ups and downs of kings who had choices to make. Some chose to follow God and God's ways, and the people they reigned over were blessed! Other kings didn't, and it caused a lot of trouble. God's way is always the best way to live."
- Ask: "Our lives are built on choices. When we choose to think only about ourselves or too much about others (like when you went to take blocks from the other team), what are the consequences?"

Inclusive Pro Tips:

- Instead of running to get blocks, place a center pile within reach of everyone at a table or on the floor.
- To adapt to the sensory needs of your group, consider using foam blocks.

4. Pray

God, thank You so much for bringing people into our lives. Thank You for friends, leaders, and others who remind us and challenge us to live more like Your Son, Jesus. When we say yes to Jesus, You welcome us into Your family, and that means we're all connected! Help us to find friends who follow You and love You, friends who show their faith in You by how they live and treat others. Help us to ultimately be that friend for others too. You know best, so help us to seek You for wisdom about our lives. We love You so much, God. We pray these things in Jesus' name. Amen.