



Worthington Presbyterian Church
Engage

USERNAME

PASSWORD

SIGN IN

[Create account](#) | [Forgot password](#)

Want to give?

CREATE A GIFT

Worthington Presbyterian Church
773 High Street
Worthington, Ohio 43085-4171

How to get to this screen:
Visit bit.ly/engagewpc or scan
the QR code below.

This is what will appear when
you launch Engage.

Once you create your
account, each time you simply
log in with your username and
password, just like any other
website.

The process is the same, no
matter which device you use
(phone, tablet, desktop, etc.).



First time using Engage?

Click or tap 'Create account' to get started.



Worthington Presbyterian Church CDM+ Engage

Sign up for CDM+ Engage.

EMAIL ADDRESS

Email Address

Enter your email address and click/tap 'register.'

Engage uses your email address to find your information in our database. This is the email that is associated with your directory record.

Names associated with the email address will appear. Select your name.

You will be asked to create a username (your choice – something easy you will remember). Then click 'Create User name' button. →



Worthington Presbyterian Church CDM+ Engage

Please click your name.

The following name links to jedse@wpcnow.org. Not you?

Jen Brooke Edse (jedse@wpcnow.org)

< BACK

If Engage did not find your email address:

- Double-check that you entered it correctly
- Contact the church office to make sure we have the correct email address on file.

Do NOT create a new account. You will not be able to access the directory if you do this.



Worthington Presbyterian Church
CDM+ Engage

Enter password reset code.

A password reset code has been sent to your email. This email will be sent from noreply@suran.com. Please make sure any spam or junk email filters you have will allow this message through.

PASSWORD RESET CODE

Password Reset Code

Open your email to continue with set up!

You will receive an email from
noreply@suran.com

Thank you for registering for CDM+ Engage owned by Worthington Presbyterian Church. The next step in the registration process is to create a password.

Username

Create Password Link [Click Here](#)

Create Password Code 0b3afbc0-3ef4-013e-040c-723c95b82ca8

If you need help, please contact Worthington Presbyterian Church.

Click/tap the link. When you open this link, you will be asked to create your password.


After creating your password, you will see this screen. You are now registered and can log into Engage.



Your password has been reset.

You will now be logged in with the username:
jedse@wpcnow.org.


Log in

Worthington Presbyterian Church

People

Giving

Go to..


DOUG

Profile

Privacy Settings

Payment Methods

Logout



Edit

Douglas (Doug) Fell

AGE62


GENDERMale

STATUSAdult

MY INFO


MY GROUPS

RELATIONSHIPS




Katie Fell

Adult



Adam Fell

Adult



Ryan Fell

Adult

BIRTHDATE

February 22, 1962

Edit

ADDRESS

6770 Oxford Woods Dr
Sunbury, OH 43074
United States

Edit

PHONE

Primary Phone

(614) 601-2297

Edit

Add Phone

EMAIL

Primary Email

dougfell62@gmail.com

Edit

Add Email

This is your “homepage” each time you log into Engage.

4

"People" is where you access the member directory.

"Giving" is where you access pledged, unpledged, and mission giving activities

"Events" is where you sign up for WPC events, such as TNT.

You can also access the directory by clicking on My Groups.

By clicking on your name, you can access the "Profile" button and other commands.

The screenshot shows the member profile interface for Douglas (Doug) Fell. The top navigation bar includes 'Worthington Presbyterian Church', 'People', 'Giving', 'Events', a search bar, and a user profile icon labeled 'DOUG'. Below the navigation bar are links for 'Profile', 'Privacy Settings', and 'Payment Methods'. The main profile section displays a photo of Doug, his name, and basic info: AGE 63, GENDER Male, STATUS Adult. To the right are tabs for 'MY INFO' and 'MY GROUPS'. Under 'MY INFO', there are sections for 'RELATIONSHIPS' (listing Katie Fell, Adam Fell, and Ryan Fell), 'BIRTHDATE' (February 22, 1962), and 'ADDRESS' (6770 Oxford Woods Dr, Sunbury, OH 43074, United States). To the right of these are sections for 'PHONE' (Primary Phone: (614) 601-2297) and 'EMAIL' (Primary Email: execadmin@wpcnow.org). Each section has an 'Edit' button. A large 'Edit' button is also present at the top right of the profile section. Annotations with arrows point to various elements: 'People' link, 'Giving' link, 'Events' link, 'My Groups' link, 'Profile' button, 'Payment Methods' link, 'Edit' button, 'Relationships' list, 'Birthdate' field, 'Address' field, 'Phone' field, 'Email' field, and the user profile icon.

This acts as your "home page" button. Click on this when you are in other screens of views.

This icon is where you update your credit card and bank account information.

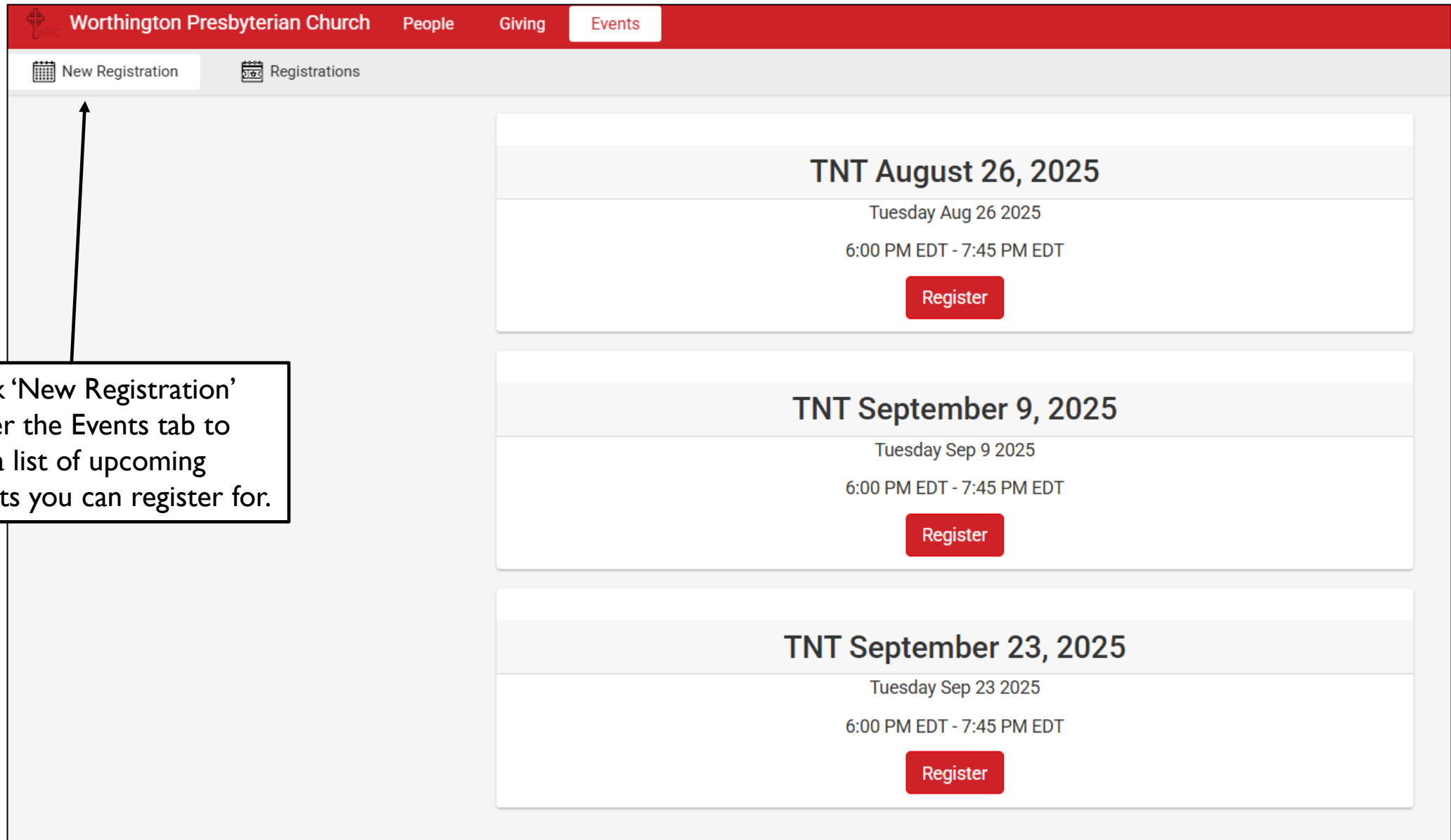
Engage links all family members together by address.

General: This is the place you update all your personal information. Click on the "Edit" button within each section and update your information whenever needed. It is automatically saved to Engage and updates the church office.

Your birthday and age are NOT displayed to the public, but the information is important to be included in our membership database. It will always be treated as being confidential.



Important: Even though the option exists, please do NOT add another phone or email address. If your current information is incorrect or needs updated, click the **Edit** button and **Update** your existing information.

RSVP for Upcoming Events in Engage



The screenshot shows the website for Worthington Presbyterian Church. The top navigation bar is red and contains the church's logo, name, and links for People, Giving, and Events. The Events tab is selected. Below the navigation bar, there are two tabs: 'New Registration' and 'Registrations'. An arrow points from a text box to the 'New Registration' tab. The main content area displays a list of upcoming events, each with a title, date, time, and a 'Register' button.

Worthington Presbyterian Church People Giving **Events**

 New Registration  Registrations

TNT August 26, 2025
Tuesday Aug 26 2025
6:00 PM EDT - 7:45 PM EDT
[Register](#)

TNT September 9, 2025
Tuesday Sep 9 2025
6:00 PM EDT - 7:45 PM EDT
[Register](#)

TNT September 23, 2025
Tuesday Sep 23 2025
6:00 PM EDT - 7:45 PM EDT
[Register](#)

Click 'New Registration'
under the Events tab to
see a list of upcoming
events you can register for.

This is a view of the landing page for Giving.

The screenshot shows the 'Giving' landing page for Worthington Presbyterian Church. The top navigation bar includes 'Worthington Presbyterian Church', 'People', 'Giving' (active), and 'Events'. A 'Go to..' search bar is on the right. Below the navigation bar is a secondary menu with icons and labels: 'New Gift', 'Scheduled Gifts', 'Recent Online Gifts', 'Giving History', 'Statements', and 'Giving Profile'. The main content area is titled 'Make a Contribution' and 'Available Giving Sets'. It features a three-step process: 1. GIVING FUNDS, 2. PAYMENT, and 3. REVIEW. Under '1. GIVING FUNDS', there are six green buttons: '2025 PLEDGED GIVING-IF COMPLETED A PLEDGE CARD', 'GENERAL FUND (UNPLEDGED)', 'PER CAPITA/CHANCEL FLOWERS', 'TNT', 'MISSIONS OFFERING', and 'A LIGHT TO THE NATIONS'. A 'COMODO SECURE' logo is at the bottom center. Annotations with orange arrows point to various elements: 'Scheduled Gifts' (recurring donation), 'Recent Online Gifts' (review recent gifts), 'Giving History' (view all donations), 'Giving Profile' (infrequently used), and the six giving options (various giving options).

Worthington Presbyterian Church People Giving Events Go to..

New Gift Scheduled Gifts Recent Online Gifts Giving History Statements Giving Profile

Make a Contribution

Available Giving Sets

1. GIVING FUNDS 2. PAYMENT 3. REVIEW

2025 PLEDGED GIVING-IF COMPLETED A PLEDGE CARD

GENERAL FUND (UNPLEDGED)

PER CAPITA/CHANCEL FLOWERS

TNT

MISSIONS OFFERING

A LIGHT TO THE NATIONS

COMODO SECURE

This icon can be used to set up a recurring donation (e.g. your annual pledge).

This icon allow you to review your recent gifts made online via Engage only. You can see the details, as well as quickly repeat the same donation.

This icon allow you to see the details for all donations made to WPC, regardless of whether the donation was made via Engage, personal check, cash, RMD etc. Multiple years are available.

This icon is still under development. Ultimately it will replicate the contribution statement you receive from WPC.

This icon is infrequently used, especially after you perform your initial set up. The global “fee assist” feature is located here.

These represent all the various Giving options. In general, all of these will remain available and unchanged throughout the year, except for Missions Offerings. This button will contain all the various Special Offerings that occur for short periods of time during the year (e.g. OGHS, Christmas Joy Offering, etc.).