

AUGUST W2

CURRICULUM

KINDER TO G2



BIBLE STORY

I THINK IT'S ABOUT...

FORGIVENESS (JESUS FORGIVES PETER)

COLOSSIANS 3:13



BOTTOM LINE

FORGIVE ONE ANOTHER.



MEMORY VERSE

OUR GOD IS A GOD WHO STRENGTHENS AND ENCOURAGES YOU. MAY HE GIVE YOU THE SAME ATTITUDE TOWARD ONE ANOTHER THAT CHRIST JESUS HAD. ROMANS 15:5



CRAFT

FORGIVE WITH LOVE



WHAT TO SAY

Look at the beautiful hearts you made with the cross! The heart reminds us of Jesus' big, big love for us, and the cross reminds us that Jesus forgives us.

This month, we are learning to 'Live It Out!' That means we can love like Jesus! One special way to show Jesus' love is by forgiving others. When can you forgive someone? (Pause and invite answers: Maybe when your little sister takes your toy? Or when your friend says something that hurts your feelings? Or when someone cuts in line at the park?) Yes! Those are all great ways to forgive!

When someone treats you in a not-so-nice way, you have a choice! You can treat them badly right back, or you can forgive them—just like Jesus forgives you.

Remember: Jesus loves you so much and He helps you forgive!

AUGUST WEEK 2

KINDER TO G2
INSTRUCTIONS

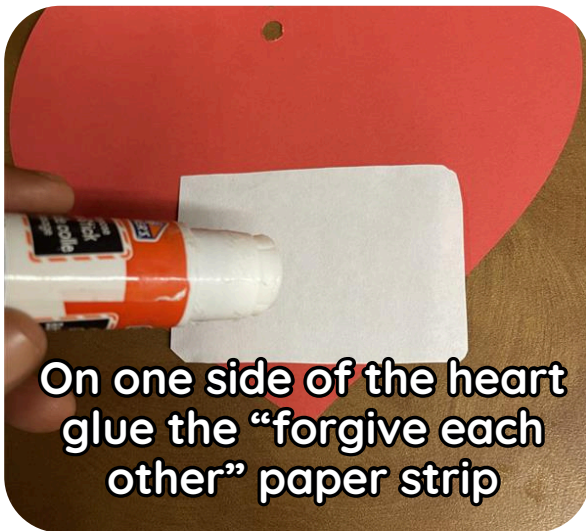
**FORGIVE
WITH
LOVE**

1



Things you need!

2



On one side of the heart
glue the "forgive each
other" paper strip

3



Exactly like this

4



Glue the other blank
side of the heart

5




crumple the tissue paper
and then stick to the heart

AUGUST WEEK 2

KINDER TO G2 INSTRUCTIONS

**FORGIVE
WITH
LOVE**

6



Peel off both sides
of the double-sided
tape

7




Stick it like this on the
heart

8



Then place Cross on top
of it as well for it to stick

9



Put the pipe cleaner through
the hole and then twist
together to close it

**TADA! HERE'S
YOUR BEAUTIFUL
CRAFT**

