

Small Group Leader Guide



THIS MONTH



Today's Bible Story

Samuel Anoints David

1 Samuel 16:1-13

Bottom Line

God can help you make the wise choice.

Memory Verse

"It is much better to get wisdom than gold. It is much better to choose understanding than silver."

Proverbs 16:16 NIRV

Greeting & Prayer (3 minutes)

The leader greets the children and asks how they are doing. After a brief time of sharing, the group participates in a short prayer activity to prepare their hearts for the lesson.

Small Group Activity (20 minutes)

Groups: Creating a safe place to connect

Activity 1: Moses's Journey

Activity 2: VCourage Stick

Pray & Dismiss (2 minutes)

After small group time, the leader closes in prayer. Then the children are dismissed.



Inclusive Pro Tips

This leader guide is designed to be inclusive of children with a disability who attend a group with their peers. See highlighted sections below for additional inclusive pro-tips. Check out the Special Needs Resource Kit for more ideas for adapting each segment.



Greeting & Prayer



What You Need

- ☐ A Spinning Wheel
- ☐ Prayer Chart

①

What You Do

Pray for your group before they arrive -> Pray for kids who will visit your group for the first time. Recall a time when God gave you the courage to do something you didn't think you were ready for. Thank God for sending the Holy Spirit to live inside of you and help you take the next step! Ask God to help the kids trust Him when they feel nervous or unsure. Whether it's a big change or something small, pray that kids would know God is with them even when they don't feel ready.

- Choose a child to spin the wheel.
- Each color matches a prayer prompt on the chart.
- After spinning, the child finds the matching prompt, reads it, and prays.
- Let a few more children take turns spinning the wheel and praying.

②

What You Say

"Prayer is how we talk with God, our loving Father. The Bible tells us to pray without ceasing—talking to Him anytime, anywhere. Whatever you do, begin with prayer. When you do, you can trust that God is in control and working in every situation."

Transition -> Lead your group to the small group activity

ACTIVITY ONE

Hop to It!

Memory Verse Activity

Faith Skills

Hear from God

Pray to God

Talk about God

Live for God

What You Need

- ☐ Bibles
- ☐ "Memory Verse Words" Activity Page



What You Do

1. Invite the kids to form groups of 2-3.
2. Give every group a Bible and direct them to look up Proverbs 16:16
3. Repeat the verse aloud several times.
4. Review any words that might be unfamiliar to the kids.

Talk Together:

1. Ask:
 - "What are silver and gold?" (SHARE THAT THEY ARE VALUABLE METALS. THINK ABOUT YOUR FAVORITE TOY.)
 - "Why do you think wisdom and understanding are more valuable than silver or gold?"
 - (GUIDE KIDS TO CONSIDER THAT SILVER AND GOLD CAN BE LOST OR STOLEN, BUT WISDOM AND UNDERSTANDING STAY WITH US AND HELP US MAKE GOOD CHOICES.)

Move Together:

1. Lay out the "Memory Verse Words" Activity Pages in the following pattern on the floor (NIRV):
 - Better / Wisdom / Understanding / Gold / Silver
2. Lay out the "Memory Verse Words" Activity Pages in the following pattern on the floor (NIV):
 - Better / Wisdom / Insight / Gold / Silver
3. Invite the kids to form a line.
4. Demonstrate how to hop on the words as you recite the verse.
 - For example, for the NIRV, "It is much better (HOP) to get wisdom (HOP) than gold (HOP). It is much better to choose understanding ((HOP) than silver (HOP)."
5. Invite each kid to take a turn. As the kid moves from word to word, encourage the rest of the group to recite the verse with them!

What You Say

"Way to go, friends! I love how you moved your bodies and used your brains to remember Proverbs 16:16. The Bible, God's Word, tells us that wisdom and understanding are better than anything—better than our favorite toy, or the best sweet treat. All of those things can be lost or taken away, but understanding stays with us and helps us make choices that honor God for the rest of our lives.

"God has wisdom and He loves to share it with you. God wants to give you a precious thing! Remember, God can help you make the wise choice!"

Inclusive Pro Tips



Celebrate every attempt at reciting the verse. Some kids might not remember every word, but they're still engaging!

Lead the kids to point to the words instead of hopping to them.

ACTIVITY TWO

Clay Creations

Bible Story Review

MADE TO
Create

Faith Skills

Hear from God

Pray to God

Talk about God

Live for God

What You Need

☐ Prepared "Clay Creations"

Activity

☐ Clay or playdough

Inclusive Pro Tips

If your kids don't like the feel of clay or playdough, provide alternative materials like pipe cleaners or dry-erase markers so they can still participate in shaping and tracing.

Offer gloves for kids to wear when touching clay or playdough.

What You Do

1. Give every kid a ball of clay or playdough, and a "Clay Creations" Activity Page.
2. Say, "Today, we're going to review the Bible Story. As I review the story, trace the images on your page and follow along!"
3. *Read the Bible Story Recap*, prompting kids to mold pieces of the story and answer questions.

Bible Story Recap

- "The people wanted a king, and God let them have one. His name was Saul. He looked like a good king, but he did NOT love God or listen to Him. God asked Samuel to choose a new king."

--> *Invite the kids to fill in the crown on their page.*

--> *Ask, "Was Saul happy that God wanted to choose a new king instead of him?" (Invite responses.)*

- "Samuel went to meet Jesse's family. Jesse showed off seven of his strong sons. But God said, 'No, not them.' God wasn't looking for someone who looked like a king; He was looking at their hearts! God wanted someone who loved Him to be king. That was the most important thing to Him."

--> *Invite the kids to place clay or playdough along the number 7.*

--> *Ask, "Why do you think God cares about our hearts more than what we look like?"*

- "Samuel asked if Jesse had any more sons. And he did! His youngest son, David, was taking care of sheep. When David came in, God said, 'This is the one!' Samuel poured special oil to show that David was chosen."

--> *Invite the kids to fill in the jar of oil with clay or playdough.*

--> *Ask, "How would YOU feel if you were David?"*

- "Even when he was young, David loved God and trusted Him. Later, he saw an enemy giant named Goliath who had come to fight God's people. David trusted that God was with him and was brave. David picked up five smooth stones and went to fight with a slingshot. God helped David win!"

--> *Invite the kids to fill in the outline of the five smooth stones.*

--> *Ask, "Why do you think David was brave when others were not?"*

What You Say

"You made some awesome clay creations! And they help us remember what happened in today's Bible Story! Samuel chose David to be king, even when it didn't make sense, because Samuel chose to listen to God. God saw David's heart. David loved God, and that meant so much to God. God made David king!

"Samuel didn't know how to choose a king, so he listened to God. That's wisdom! It's saying 'God, what do I do?' God loves it when we ask Him that!

"And God wants to help you make wise choices. When you decided to follow Jesus, God sent the Holy Spirit to live with you. He goes with you every step of your life, and will help you make wise choices. So you can ask Him: 'God, what do I do?' and He will tell you!

"Here's what I want you to remember: God can help you make the wise choice. You can ask God for wisdom anytime!"

Pray and Dismiss



Faith Skills

Hear from God

Pray to God

Talk about God

Live for God

What You Need

☐ No Supplies Needed


Inclusive Pro Tips

Demonstrate how to draw a heart in the air. Have kids repeat the motion.

When you pray, use simple and clear words so the kids can understand. Offer an opportunity for the kids to respond "Amen" with you at the end.

What You Say

Leader: Dear God,
Kids: Dear God,

Leader: You are an awesome God!
Kids: You are an awesome God!

Leader: We are so grateful
Kids: We are so grateful

Leader: that all wisdom comes from You,
Kids: that all wisdom comes from You,

Leader: and You like to share it with us!
Kids: and You like to share it with us!

Leader: When I don't know what to do,
Kids: When I don't know what to do,

Leader: help me to stop and ask,
Kids: help me to stop and ask,



Leader: because You love to help me
Kids: because You love to help me

Leader: make the wise choice.
Kids: make the wise choice.

Leader: We love You, God.
Kids: We love You, God.

Leader: In Jesus' name we pray
Kids: In Jesus' name we pray,

Leader: Amen.
Kids: Amen.



What to Do:
Print on paper, one for every kid and Small Group Leader.


BETTER



WISDOM



GOLD



UNDERSTANDING



SILVER

