

Small Group Leader Guide

Today's Suggested Schedule

Greeting & Prayer (3 minutes)

The leader greets the children and asks how they are doing. After a brief time of sharing, the group participates in a short prayer activity to prepare their hearts for the lesson.

Small Group Activity (20 minutes)

Groups: Creating a safe place to connect

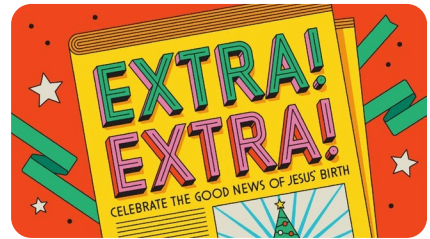
Pray & Dismiss (2 minutes)

After small group time, the leader closes in prayer. Then the children are dismissed.

PERFECT FOR
K-5TH

BUDGET FRIENDLY
SUPPLIES

THIS MONTH



Today's Bible Story

Gabriel Visits Mary
Luke 1:5-66

Bottom Line

God always had a plan to send Jesus.

Memory Verse

"Today in the town of David a Savior has been born to you. He is the Messiah, the Lord." Luke 2:11 NIV



Inclusive Pro Tips

This leader guide is created with inclusion in mind. It supports children with learning differences, disabilities, or special needs as they participate alongside their peers. Look for the highlighted sections for extra tips to help welcome and include every child. For more resources, check out our free *A Place at the Table* course with Kim Botto and EveryChild Curriculum. joinamazing.com/everychild



Greeting & Prayer



What You Need

- ☐ A Spinning Wheel
- ☐ Prayer Chart

①

What You Do

Pray for your group before they arrive -> Pray for kids who will visit your group for the first time. Recall a time when God gave you the courage to do something you didn't think you were ready for. Thank God for sending the Holy Spirit to live inside of you and help you take the next step! Ask God to help the kids trust Him when they feel nervous or unsure. Whether it's a big change or something small, pray that kids would know God is with them even when they don't feel ready.

- Choose a child to spin the wheel.
- Each color matches a prayer prompt on the chart.
- After spinning, the child finds the matching prompt, reads it, and prays.
- Let a few more children take turns spinning the wheel and praying.

②

What You Say

"Prayer is how we talk with God, our loving Father. The Bible tells us to pray without ceasing—talking to Him anytime, anywhere. Whatever you do, begin with prayer. When you do, you can trust that God is in control and working in every situation."

Transition -> Lead your group to the small group activity

ACTIVITY ONE

Promise Relay

Bible Story Review



Faith Skills

Hear from God

Pray to God

Talk about God

Live for God

What You Need

- ☐ "Promise Relay Puzzles" in three zip-top baggies



Inclusive Pro Tips

Omit the "race" portion and encourage all children to work at their own pace and celebrate every accomplishment.

① What You Do

1. Divide the kids into three groups.
2. Give each group a zip-top baggie with puzzle pieces.
3. Invite the kids to race to put their puzzle together.
4. Once all puzzles are complete, talk about how each picture shows part of God's plan (Zechariah, John, Mary, Jesus).
5. Remind kids: Just like a puzzle, you may not understand how the pieces go together, but God is always working toward something beautiful!

② What You Say

"Wow, you did such a great job putting your puzzles together! At first, all the pieces were separate and didn't make much sense. But when you kept working, you could see the whole picture, and it was beautiful. That's kind of like God's plan."

"God is good and He is always, always working for something that's good. For hundreds and hundreds of years, even though people didn't understand their parts in God's great rescue plan, God was working on His plan to send Jesus."

"In our Bible Story today, we read about some of the people who were in God's great rescue plan! First, God sent the angel Gabriel to Zechariah to tell him about baby John, who would prepare the way. Then God sent Gabriel to Mary, a young woman from a small town, with the biggest news of all: She would have a baby, and that baby would be Jesus, God's Son! Mary didn't have all the answers, and she might have felt a little scared. But she trusted God. She knew that He was good, and so His plan would be good. She said yes, even when she didn't know how everything would work out because she trusted God."

"There will be times in your life when you go through something hard or scary too. But you can do what Mary did—you can trust God because He is good. Over years and years and years, God was working on His good plan to rescue you. He was working on a beautiful picture! He was working to send Jesus! God always had a plan to send Jesus. What He was working on was good, good, good, and He is always working toward goodness, toward something beautiful, in your life too!"

ACTIVITY TWO

Verse Ornaments*

Memory Verse Activity

Faith Skills

Hear from God

Pray to God

Talk about God

Live for God

What You Need

- ☐ Bibles
- ☐ Wooden Stars
- ☐ Twine Strings
- ☐ Memory Verse Stickers



Inclusive Pro Tips

Provide adaptive tools.



① What You Do

1. Give each child a prepared paper ornament from the “Verse Ornaments” Activity Page.
2. Give each kid a Bible.
3. Help them find Luke 2:11 in their Bibles. Read it aloud together.

*Finding verses with Kindergarteners

①Guide children to open their Bibles to the marked page.

②Point to the book name at the top of the page as you say it aloud.

③Guide them to find the big number on the page—this is the chapter number.

④Guide them to look under the big number for the little number; this is the verse number.
Tell them to leave their finger on the verse as you read it aloud.

⑤Lead everyone to say the verse together.

4. Set out the crayons, markers, and Memory verse stickers.
5. Encourage the kids to place a Memory verse sticker in the center of the star.
6. Say, “This isn’t the entire verse that the angel announced to the shepherds, but it’s a very important part. God sent Jesus to rescue you so you could be His friend forever!”
7. Invite the kids to decorate their ornaments with crayons, markers, and stickers.
8. Once the kids have finished decorating their ornaments, thread a piece of twine through the hole in the star so the kids can hang it on their Christmas tree at home.
9. Repeat the entire verse from the Bible several times together while they decorate.
10. Gather the group together to discuss when everyone is finished.

ACTIVITY TWO

Verse Ornaments*

Memory Verse Activity

Faith Skills

Hear from God

Pray to God

Talk about God

Live for God

MADE TO
↓
Create

Inclusive Pro Tips

Provide adaptive tools.



② What You Say

"Your ornaments look amazing! And part of our Memory Verse from Luke 2:11 is written on it. Let's look at our Bibles and read our Memory Verse together again: 'Today in the town of David a Savior has been born to you. He is the Messiah, the Lord' (Luke 2:11 NIV).

"This verse is what Christmas is all about. Jesus is the reason for the season! The whole world is throwing a party—even if they don't believe in Jesus. But every light, every decoration, every celebration is because God kept His promise to send Jesus.

"For a long time, God's people were waiting for a Rescuer. And then one night, in the little town of Bethlehem, the angel shared the good news: Jesus was born! God had sent His Rescuer!

"When you hang your ornament at home, I want you to remember this verse. Every time you see it on the tree, say these words in your heart: 'A Savior has been born to me. He is the Lord.' Because this verse isn't just for people long ago, it's for you. God sent Jesus for you.

"So, this week, when you see Christmas decorations, lights, or ornaments, remember our Memory Verse. Remember that [Bottom Line] God always had a plan to send Jesus, and He did, because He loves you so much."

GROUPS 4/4

Pray and Dismiss

Prayer Activity

Faith Skills

Hear from God

Pray to God

Talk about God

Live for God



What You Say

"Dear God, thank You for always keeping Your promises. Thank You for having a plan to send Jesus at just the right time. Sometimes we don't understand what You're doing, but we know that You are always working towards something good. Help us to trust You. When life feels confusing or scary, remind us that You love us and we can trust You. We love You, God, and we pray these things in Jesus' name. Amen."

Transition -> As adults arrive to pick up, encourage the kids to share with their parents that God always had a plan to send Jesus. Encourage kids to give one example of something they can trust God with this week.

Inclusive Pro Tips



Offer index cards and coloring supplies for kids who may prefer to draw or write their prayers to God instead of praying silently! This gives visual and kinesthetic learners a hands-on way to reflect and connect with God.



Gabriel & Mary

What to Do:

Print on cardstock and cut apart, three puzzles for each Small Group.
Page 1 of 3

"Promise Relay Puzzles" Activity Page

December 2025, Week 2, Small Group K-1

© 2025 Amazing Life Foundation, Inc. All rights reserved.



Zechariah & Baby John

What to Do:

Print on cardstock and cut apart, three puzzles for each Small Group.
Page 2 of 3

"Promise Relay Puzzles" Activity Page

December 2025, Week 2, Small Group K-1

© 2025 Amazing Life Foundation, Inc. All rights reserved.



Mary holding Baby Jesus


What to Do:

Print on cardstock and cut apart, three puzzles for each Small Group.
Page 3 of 3

"Promise Relay Puzzles" Activity Page

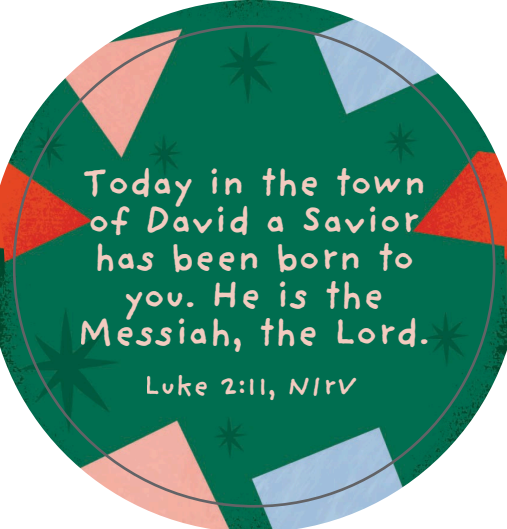
December 2025, Week 2, Small Group K-1

© 2025 Amazing Life Foundation, Inc. All rights reserved.




Today in the town
of David a Savior
has been born to
you. He is the
Messiah, the Lord.

Luke 2:11, NIV




Today in the town
of David a Savior
has been born to
you. He is the
Messiah, the Lord.

Luke 2:11, NIV



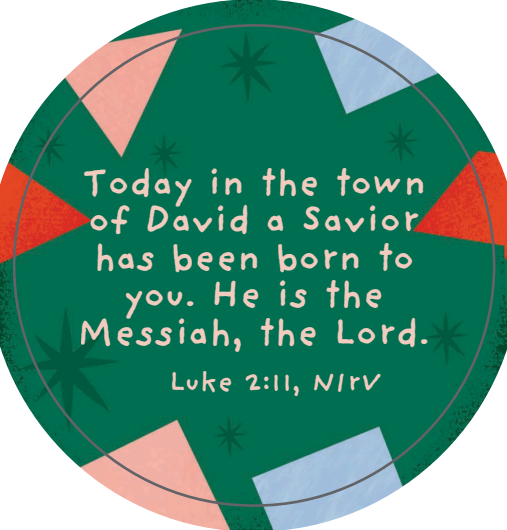
Today in the town
of David a Savior
has been born to
you. He is the
Messiah, the Lord.

Luke 2:11, NIV




Today in the town
of David a Savior
has been born to
you. He is the
Messiah, the Lord.

Luke 2:11, NIV




Today in the town
of David a Savior
has been born to
you. He is the
Messiah, the Lord.

Luke 2:11, NIV




Today in the town
of David a Savior
has been born to
you. He is the
Messiah, the Lord.

Luke 2:11, NIV




Today in the town
of David a Savior
has been born to
you. He is the
Messiah, the Lord.

Luke 2:11, NIV



Today in the town
of David a Savior
has been born to
you. He is the
Messiah, the Lord.

Luke 2:11, NIV



Today in the town
of David a Savior
has been born to
you. He is the
Messiah, the Lord.

Luke 2:11, NIV