

# AUGUST W2

## CURRICULUM

03-04



### BIBLE STORY

I THINK IT'S ABOUT...

FORGIVENESS (JESUS FORGIVES PETER)

COLOSSIANS 3:13



### BOTTOM LINE

FORGIVE ONE ANOTHER.



### MEMORY VERSE

OUR GOD IS A GOD WHO STRENGTHENS AND ENCOURAGES YOU. MAY HE GIVE YOU THE SAME ATTITUDE TOWARD ONE ANOTHER THAT CHRIST JESUS HAD. ROMANS 15:5



### CRAFT

**FORGIVE  
WITH  
LOVE**



### WHAT TO SAY

**That beautiful cross you made reminds us of Jesus' immense love and forgiveness. This month, we're learning to 'Live It Out!'—which means we can love others just like Jesus does! And one truly special way to show Jesus' love is by forgiving others.**

**So, when can you forgive someone? (Pause and invite answers)**  
**Perhaps when your little sister takes your toy, or a friend says something that hurts your feelings, or even when someone cuts in line at the park. Yes, those are all wonderful opportunities to practice forgiveness!**

**When someone doesn't treat you kindly, you have a choice. You can react negatively, or you can choose to forgive them—just as Jesus forgives you. Remember, Jesus loves you so much, and He will help you forgive!**

# AUGUST WEEK 2

## G3 TO G4 INSTRUCTIONS

**FORGIVE  
WITH  
LOVE**

1



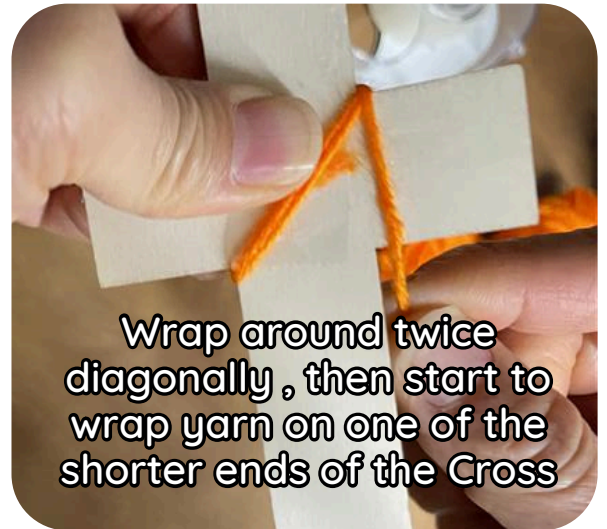
Things you need !

2



First start by taping the  
yarn to the Cross with tape

3



Wrap around twice  
diagonally , then start to  
wrap yarn on one of the  
shorter ends of the Cross

4



Like this! also make sure  
to leave a little space so  
the yarn doesn't fall off

5



When done wrapping one  
side make sure to wrap  
again moving downwards,  
before going to another  
side

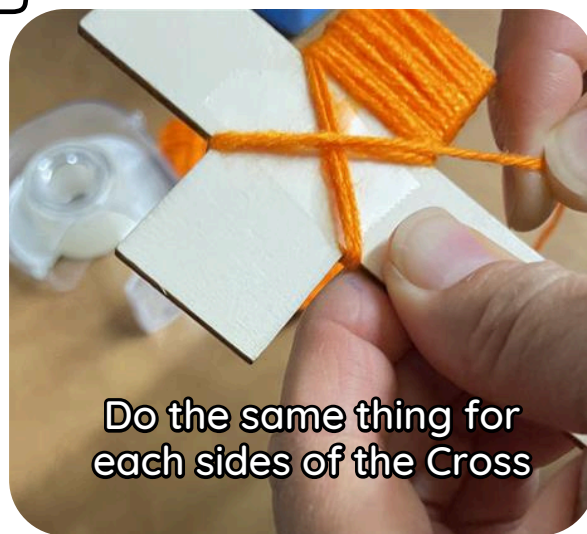


# AUGUST WEEK 2

G3 TO G4  
INSTRUCTIONS

FORGIVE  
WITH  
LOVE

6




Do the same thing for each sides of the Cross

7



Exactly like this

8



Leave a little bit of string before cutting it off

9



Tie a tight knot and hide it underneath the crossed yarn in the middle

10



Use the washi tape to decorate the border of the board




# AUGUST WEEK 2

## G3 TO G4 INSTRUCTIONS

**FORGIVE  
WITH  
LOVE**

11



Peel off both ends of  
the double-sided tape

12



Attach it to the cross

13



Stick it like this on the  
board

14



Add the "Forgive one  
another" sticker as well

15



**TADA! HERE'S YOUR  
MASTERPIECE**