

# **Collide5/6 Summer Schedule**

## **9:15 Service**

### **9:25 - 9:30 AM: Arrival and Introduction**

- Kids arrive and introduce yourself to help them settle in. Talk a little about today's topic and what to expect keep it really brief

### **9:30 – 9:35 AM: Worship**

- Dedicated to worship time.

### **9:35 - 9:55 AM: Bible Story**

- Bible story time varies anywhere from 10-17 minutes.

### **9:55ish - 10:00 AM: Sword Drill Time**

- Encourage the kids to participate and play

### **10:00 - 10:25 AM: Craft Time**

- Kids do the craft that relate to the Bible story or theme of the day.

### **10:25 AM: Dismissal**

## **11:00 Service**

### **11:10 - 11:15 AM: Arrival and Introduction**

- Kids arrive and introduce yourself to help them settle in. Talk a little about today's topic and what to expect! (keep it brief)

### **11:15 – 11:20 AM: Worship**

- Dedicated to worship time.

### **11:20 – 11:40 AM: Bible Story**

- Bible story time varies anywhere from 10-17 minutes.

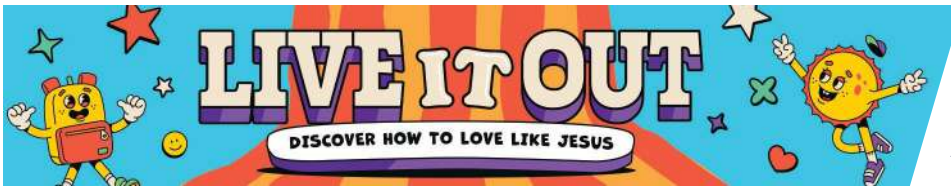
### **11:40ish – 11:45 AM: Sword Drill Time**

- Encourage the kids to participate and play

### **11:45 - 12:10 PM: Craft Time**

- Kids do the craft that relate to the Bible story or theme of the day.

### **12:10 PM: Dismissal**



WEEK  
**ONE**  
AUGUST 2025

LARGE  
GROUP  
**COLLIDE**

**Today's Bible Story: Come Together (Peter and Cornelius) • Romans 15:7**

**Today's Key Question: How does it feel to be accepted?**

**Today's Bottom Line: Accept one another**

**Monthly Memory Verse: As you deal with one another, you should think and act as Jesus did.**

**Philippians 2:5 (NIV)**

**Monthly Virtue: What God is doing in you to change the world around you**

**Basic Truth: I should treat others the way I want to be treated.**

### **LARGE GROUP**

**Optional Video (Media Package): Countdown**

**Optional Video (Media Package): Theme**

### **OPENER**

**HOST:** "Rise and shine, campers! Can you believe it is a new month?! But not to worry . . . we still have three more weeks of Camp Live It Out. We're learning to live like Jesus all summer long! We have so much more fun in store . . .

With God's help, we choose to show love like Jesus did. And we can do that in different ways—like living in peace with one another . . . looking out for another . . . and encouraging one another.

Now, let's stand and worship our awesome God who knows all these things about us, too!"

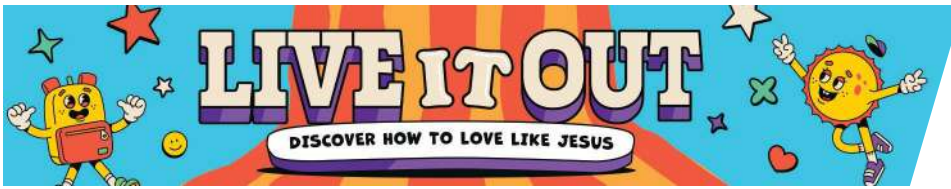
### **WORSHIP**

**HOST:** Every day, we can choose to live and love like Jesus. When we follow Jesus, we live the fullest and best kind of life. Let's sing

**VIDEO: "(Lyric Video)"**

Now why don't we turn our eyes, ears and hearts towards the screen and watch this week's bible story together.

**VIDEO: Bible Story W1**



WEEK  
**ONE**  
AUGUST 2025

LARGE  
GROUP  
**COLLIDE**

## AFTER BIBLE STORY

**HOST:** “I’d like to say that after this moment at Cornelius’ house with Peter everything from here was all kumbaya and campfires. But the truth is some of the Jewish people would end up having a really hard time accepting the Gentiles . . . and some Gentiles would have a really hard time with the Jewish people. But, in spite their many differences, the one common bond they all had was this . . .

“Jesus. They were welcomed in and through Jesus and Jesus alone. He is what they had in common, and He is enough. And the same is true for us.

“My guess is that you have found yourself in a situation—maybe even here at church—where you feel really different from somebody else. And sometimes those differences can drive us apart. But the beautiful thing is that no matter where we are coming from, no matter what our stories are . . . we also are welcomed in and through Jesus. AND because of this, we can now go LIVE IT OUT and love like Jesus. We do this when we accept one another the way He accepts us. You don’t have to agree with everyone, but you can still treat them with love and respect and accept them because they’re made in the image of God, too!”

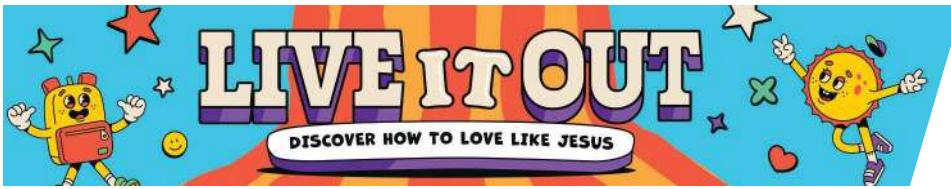
**HOST:** “As you start your craft today, think about this:

### SLIDE: Key Question

[Key Question] “How does it feel to be accepted? Think about a time when you truly felt accepted by other people and how it made all the difference. Maybe even think about some people you know who might need to feel welcomed into your group to feel like they belong. You’ll talk all about this and more with at your table, but before you start your craft let’s pray and thank God for accepting us through Jesus!”

### SLIDE: Theme Background

Host leads group in a prayer related to what they just heard. After prayer, Host encourages kids to play sword drill.



WEEK  
**ONE**  
AUGUST 2025

LARGE  
GROUP  
**COLLIDE**

### **SLIDE : SWORD DRILL**

“Before we start our craft, we’re going to play a fun game called Sword Drill! The Bible is sometimes called the 'sword of the Spirit,' and in this game, we get to practice using it!

Here’s how we play:

- Everyone holds their Bible closed and straight up in the air.
- I will call out a Bible verse — like 'John 3:16.'
- When I say 'GO!', you’ll race to find that verse in your Bible.
- Once you find it, stand up and read it out loud.

“We’re going to look for three Bible verses today. For each verse, the first person to find it, stand up, and read it out loud will be the winner! Each winner gets to come up to the stage and choose a prize from the treasure box!

Let’s see who can find the verse the fastest — but remember, it’s not just about speed. It’s about learning how to find God’s Word and hide it in our hearts!

### **SLIDE AUGUST WEEK 1 CRAFT**

### **SLIDE: AUGUST COLLIDE CRAFT INSTRUCTIONS W1**

# AUGUST WEEK 1

## COLLIDE INSTRUCTIONS

### GOD'S HOUSE

1



THINGS YOU NEED

2



USING THE GLUE STICK APPLY  
IT TO THE BACK OF THE STICK AND  
PLACE ON THE PAPER

3



APPLY LIQUID GLUE TO  
THE BACK OF THE STICK

4



PLACE THE STICK IN  
POSITION

5



USING THE GLUE STICK  
APPLY IT TO THE BACK OF  
THE PAPER



# AUGUST WEEK 1

## COLLIDE INSTRUCTIONS


### GOD'S HOUSE

7



PLACE BOTH PIECES OF PAPER  
ON THE STICKS

8



USE THE TWO SIDED STICKER  
TO ATTACH THE STRING TO THE  
PAPER TO HOLD IT IN PLACE

9



APPLY THE LIQUID GLUE TO  
THE BACK OF THE WOODEN  
CROSS

10



PLACE THE CROSS DIAGONALLY  
ON THE STICKS

11



ALL DONE!