

2-4 Year-Olds

Small Group

December — Week 2

December — Week 2

Small Group Leader Guide

Preschool Timetable

SUNDAY School

10 Minutes

FREE PLAY

SOMETHING THEY CAN DO ON THEIR OWN! LIKE PUZZLES, TOYS, AND SO ON.

5 Minutes

PRAISE & WORSHIP

LET'S WORSHIP THE LORD WITH ALL OUR HEART!

5 Minutes

MOVE ACTIVITY

LET'S GET MOVING!

15 Minutes

BIBLE STORY

IT'S BIBLE STORY TIME--LET'S LISTEN TO THE TRUE STORY!

5 minutes

MEMORY VERSE

ALL TOGETHER NOW!

5 minutes

CREATE ACTIVITY

CRAFT TIME!

5 minutes

SNACK TIME

PLEASE SAY GRACE FOR THE SNACK AND CHECK ALLERGIES.

5 minutes

HOME TIME

PLEASE MAKE SURE KIDS TAKE THEIR CRAFT HOME.

THIS MONTH



Today's Bible Story

Jesus is Born Luke 2:1-7

Jesus is the best gift.

Key Question

How do we know God loves us?

Bottom Line

God gave us Jesus.

Memory Verse

**"God loved the world so much that he gave his only Son."
John 3:16 GNT**



Inclusive Pro Tips

This leader guide is designed to be inclusive of children with a special need, learning difference, or disability who attend a group with their peers. See highlighted sections below for additional inclusive pro- tips. Check out the additional Special Needs resources included.

MOVE ACTIVITY

Hunt for the Gift

What You Need

- ☐ "Hunt for the Gift" Activity Page
- ☐ Cardstock
- ☐ Gift bows
- ☐ Painter's tape



Inclusive Pro Tips

Place presents within each reach for all children.

① What You Do

Before the Activity

1. Copy "Hunt for the Gift" on cardstock, one set per Small Group.
2. Place the pictures around the room face down and secure with a piece of tape along the top edge.
3. Stick a gift bow on each paper.

During the Activity

1. Encourage children to look around the room to find the gift.
2. When they find one, invite everyone over to discover what's inside.
3. Celebrate each discovery! Reset and repeat as desired.

After the Activity

Introduce the Bible Story.

② What You Say

Before the Activity

"Hello friends! I have something exciting to tell you! We're going on a gift hunt today! All around the room are gifts with pretty gift bows on top! (*Show children an example of the presents.*) When you find one, shout hooray and we'll all come see what's inside your gift."

During the Activity

"Ready, set, go! (*Pause.*) Oh look! Our friend [*child's name*] found a gift! Let's go find out what's inside! (*Pause.*) Okay [*child's name*] lift up the gift and show us what's inside. (*Pause.*) It's [*picture*]! Super cool! Let's go find some more gifts! (*Repeat as desired.*) Great job finding all the gifts! Each one of the gifts were super fun, but what do you think is the best gift ever? (*Pause for responses.*) Wow! Those are some amazing gifts!"

After the Activity

"You were such wonderful gift finders today! In our true story from the Bible, we'll hear how God gave us the best gift ever! Let's go hear it together!"

Transition -> Move to Worship and Story by walking like you are carrying a giant present!

Memory Verse with Motions

Faith Skills

Hear from God

Pray to God

Talk about God

Live for God

What You Need

☐ No Supplies Needed

Inclusive Pro Tips




Invite children to say it with you or repeat words after you.


Set out the picture cutouts made from the "Memory Verse Hand Motions" PDF for children to hold up or point to as an alternative to saying or repeating the verse out loud.

If using this version, adjust wording in What You Say section accordingly.


December 2025
MEMORY VERSE MOTIONS

CHRISTMAS SHAPES







"God loved the world so much




that He gave





His only son."



John 3:16 GNT

2-4 Year-Olds

Small Group

December — Week 2

CREATE ACTIVITY

Special Gift

Memory Verse Review

Faith Skills

Hear from God

Pray to God

Talk about God

Live for God

What You Need

- ☐ "Special Gift" Activity Page
- ☐ Cardstock
- ☐ Crayons, washable markers, or dot markers
- ☐ Glitter foam heart Stickers
- ☐ Baby wipes
- ☐ Permanent marker

Inclusive Pro Tips

Offer adaptive crayons.



① What You Do

Before the Activity

1. Copy "Special Gift" on cardstock and cut one per child.
2. Fold each child's paper and write their name.
3. Say the Memory Verse and do the motions with the children.

During the Activity

1. Encourage children to decorate the outside of their gift and say the verse together.
2. Then ask children to open the gift and color the baby Jesus.
3. When complete, say the verse as you do the motions together.

After the Activity

Connect the Memory Verse to the Bottom Line.

Continue on the next page ->

2-4 Year-Olds

Small Group

December — Week 2

CREATE ACTIVITY

Special Gift

Memory Verse Review

Faith Skills

Hear from God

Pray to God

Talk about God

Live for God

USES MINIMAL
SUPPLIES

MADE TO
Create

Inclusive Pro Tips



Offer adaptive crayons

② What You Say

Before the Activity

"Friends, come stand with me, and let's say our verse as we do the motions. Ready? 'God (*flat hand with thumb to forehead, pull down*) loved the world so much (*cross arms over chest*) that he gave his only Son,' (*rock arms like a baby*) John 3:16. (*Open hands like a book.*) That was great! Now let's sit down at the table to make something special!"

During the Activity

"Look! It's a gift! Decorate the outside of your gift with the markers, stickers, and stamps. While you are decorating, let's say the words to our verse. (*With children.*) 'God loved the world so much that he gave his only Son,' John 3:16. Great job saying the verse with me. Wow! These gifts look so wonderfully special! But wait, open your gift and see what's inside. (*Pause.*) It's Jesus! Hooray! Jesus is the most wonderfully special gift because God gave us Jesus! Decorate the inside of your gift too. (*Pause.*) Now close your present and let's say our verse one more time with the motions. 'God (*flat hand with thumb to forehead, pull down*) loved the world so much (*cross arms over chest*) that he gave his only Son,' (*rock arms like a baby*) John 3:16. (*Open hands like a book.*) Nice job."

After the Activity

"The Bible teaches us that a very special baby was born, and He was God's Son, Jesus! Happy Birthday, Jesus! Jesus is the best gift ever! God loves us so much that [Bottom Line] God gave us Jesus. How do we know God loves us? [Bottom Line] God gave us Jesus."

Prayer



What You Say

“Dear
God, Thank You for giving us the best gift, JESUS! We
know you love us because You gave us Your Son, Jesus.
Please help us give to others the way You give to us, so
people will know we love them too. You are the
best, God, and we love You very much. In Jesus’ name.
Amen.”

Faith Skills

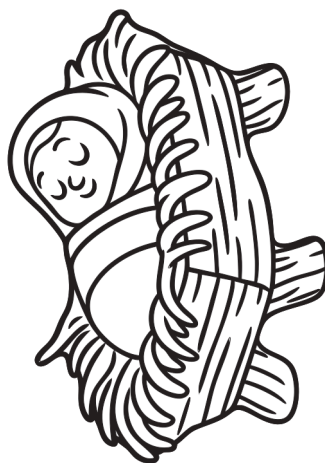
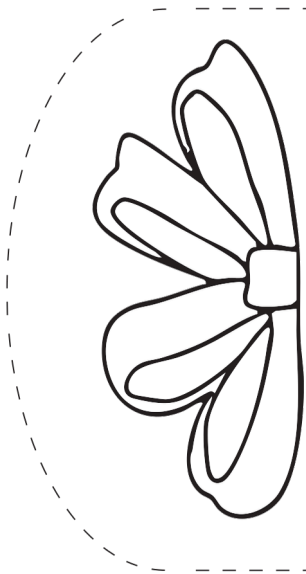
Hear from God

Pray to God

Talk about God

Live for God





God loved the world so much that he gave his only Son. John 3:16

What to Do:
Copy on cardstock and cut.
One per child.