

Abraham and Sarah Have a Baby

Genesis 17:1-5,15-19; 18:1,2, 9-14; 21:1-7

Bible Memory Verse: “Obey me and do what is right.” ~ Genesis 17:1

Supplies needed for this lesson:

Crayons, red marker (optional), scissors, glue stick

The Bible tells us that **God cares for families**. How many people are in your family? For our first activity today, we’re going to make a picture of an apple tree. Print the “God cares for families” page from the end of this lesson plan. Color the picture. Then, using a red crayon or a red marker, draw one apple for each member of your family on the tree in the picture. (Younger children can draw red circles; older children can write the names of family members under each apple if they’re able) God cares for you and God cares for every member of your family!

Our Bible lesson today is about another family that God cared for. Click the link below to watch a video of this true story from the book of Genesis. Or, you can read the story with your family by clicking the link called *PS-K Bible Story* at the LCKids web page.

<https://www.youtube.com/watch?v=zUhs-MWoTbg>

God promised Abram a big family but then he and Sarai didn’t have any children for a long, long time. I wonder if Abram began to doubt that God would give them the family He promised? And then, when it seemed they were too old to have any children, God fulfilled His promise and gave Abraham and Sarah a baby boy. (Remember, God had changed their names to Abraham and Sarah while they were waiting for Isaac to be born) God cared for Abraham and Sarah’s family and God cares for your family too!

For our last activity today, let’s talk about how God cared for Abraham’s family. Print this week’s Make n share and “stickers” from the end of this lesson plan. (the two sides of the activity page can be printed on the same piece of paper or on two separate ones) Cut out the “stickers”. (you can ask a grown up or older brother or sister to help you – the stickers are a little

small) Make sure you keep the two groups of “stickers” separate. On the first page, trace the dotted lines to make Abraham and Sarah’s tent and then color it. Glue the “stickers” labeled “Abraham’s family” to the tent to remind you of some of the ways God cared for Abraham’s family. God gave them food and water and a tent to live in and a baby to love. Can you think of other ways God cared for Abraham’s family? Next, turn to the second page of the Make n share. For this page, we’re going to talk about how God cares for our families. Finish coloring the picture. Then glue the “stickers” labeled “My family” on the picture. These are examples of some of the ways God cares for you and your family, including providing toys, flowers, food and things to drink. What other ways does God care for your family?

God cares for families. God cared for Abraham and Sarah’s family and He cares for your family too! Let’s finish our lesson by saying a prayer:

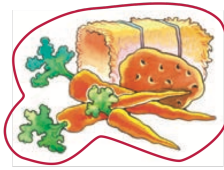
Dear God, thank You for caring for our families. Help us notice and remember the ways You care for us. We love You, Jesus! Amen.

This week’s family page, *Heart Tugs*, can be found at the LCKids web page.



God cares for families.

To be used with Lesson 9, *Preschool Make-n-Share*, Fall, HeartShaper® Curriculum.




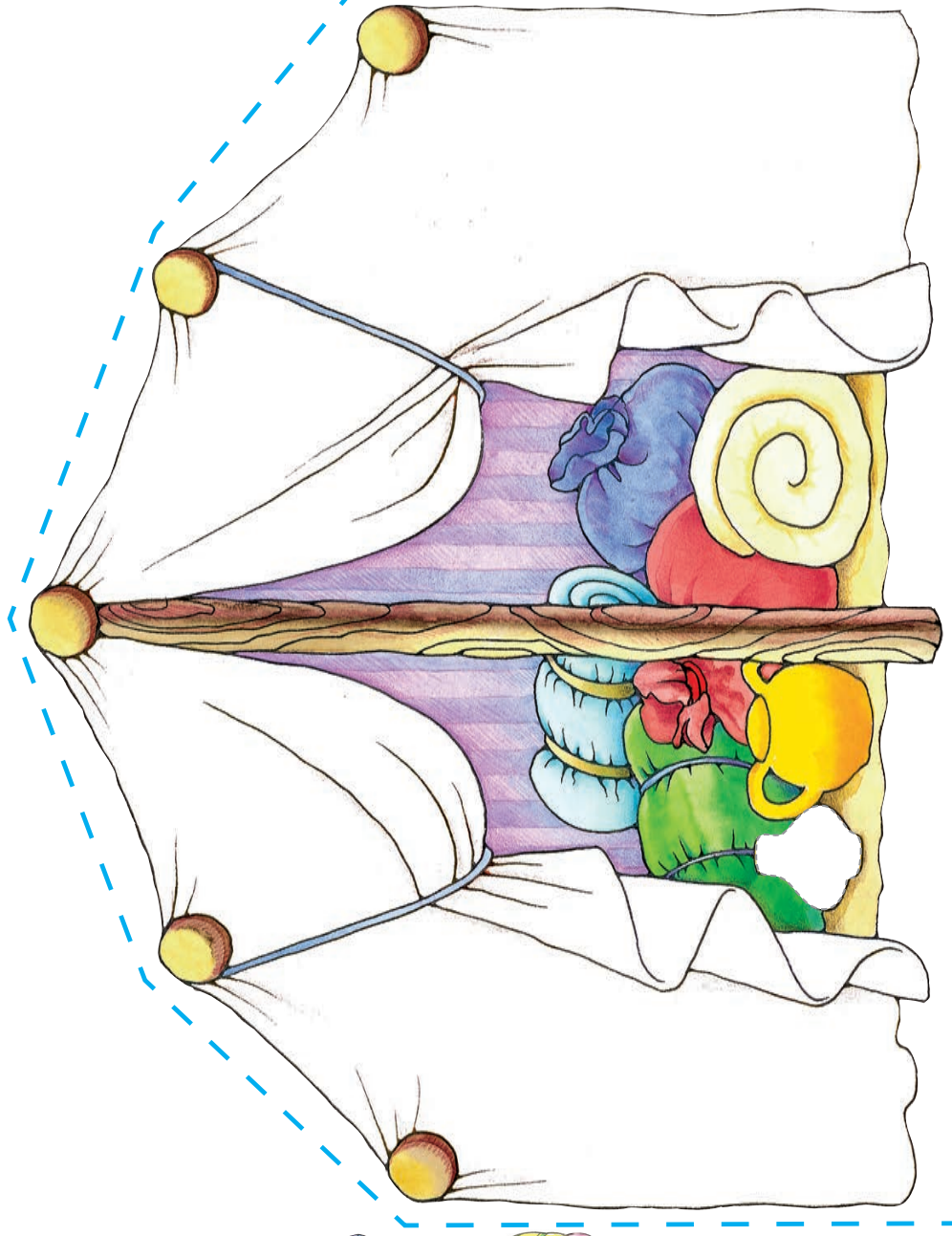
Lesson 9, Abraham's Family




Lesson 9, My Family

God Cared for Abraham's Family

Lesson 9



God Cares for My Family



Isaac is born.

Genesis 15:1-6; 17:1-8; 18:1-15; 21:1-7

