

God Made Animals

Genesis 1:24, 25




Bible Memory Verse: “God created the sky and the earth.” ~ Genesis 1:1

Supplies needed for this lesson:

Crayons, scissors, glue stick, tape

For the last few weeks, we have been learning about when God created the Earth and everything on it. So far, we have covered the things God created on Day 1, 2, 3, 4 and 5. Today we’re going to talk about Day 6, when **God made all the animals**.

Can you name each of the animals pictured below?



The Bible tells us that **God made all the animals**. He made a lot of different kinds of animals! What’s your favorite animal? Why? Can you make the sound that animal makes? Good job!

Next, we’re going to look in the Bible, in the book of Genesis, to see what it says about when God made the animals. You can click the video link at the LCKids web page to watch a video of Miss Sue and Woolly talking about today’s Bible passage. Or, you can print a copy of this true story from the link called *PS-K Bible Story* to read with your family.

When He made the world, **God made all the animals**. For our last activity today, we’re going to make an animal parade. Print this week’s Make n share, called Thank You Animal Parade, from the end of this lesson plan (you can print on one page or two), as well as the “sticker”. Cut out the “sticker”. (you can ask a grown up or older sibling to help) Color the rest of the picture on the front page of the activity page and glue the “sticker” where it belongs.

Then cut out the strips of animals along the solid black lines. Glue or tape the front of the second strip to the back of the first strip where indicated. Then fold along the dashed lines so your “parade” will stand up. Great work! Let’s close our lesson today by thanking God for all the wonderful animals He made.



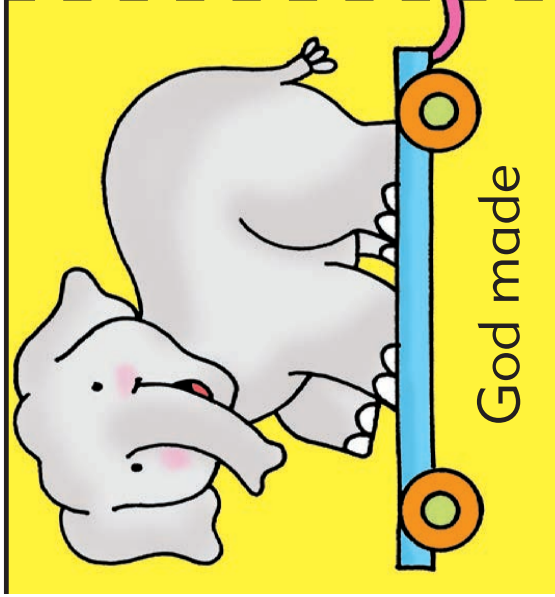
Prayer:

Dear God, thank You for making so many amazing animals to live with us on Earth. Help us remember to take good care of everything You have made. We love You, Jesus! Amen.

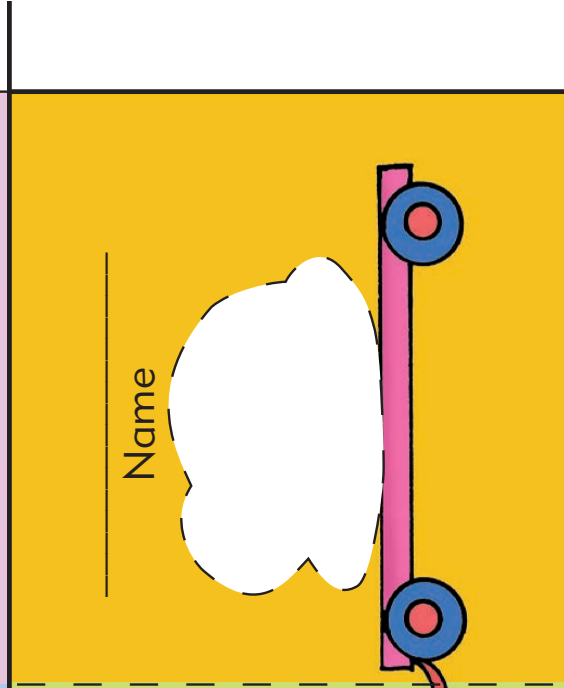
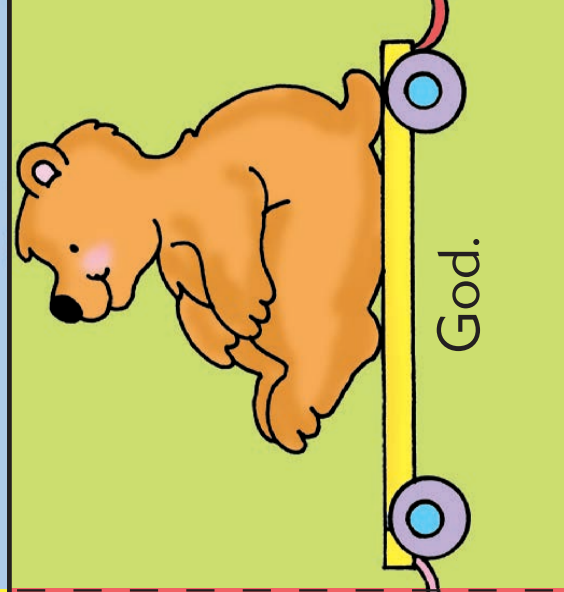

This week’s family page, called *Heart Tugs*, can be found at the LCKids web page.

Thank-You Animal Parade

Lesson 3




Tape or glue here.



Instructions

1. Cut apart the two strips of animals.
2. Color the monkey and the lion. Add the turtle sticker.
3. Tape or glue together the two strips. Accordion-fold the strips so that the animal parade can stand on a tabletop.
4. Thank God for all the animals He made.

Lesson 3



God Made Animals

Genesis 1:1—2:25

