

Jesus Walks on Water

Mark 6:45-51; John 6:16-21

Bible Memory Verse: "Our Lord is great and very powerful." ~ Psalm 147:5

Supplies needed for this lesson:

Crayons, scissors, hole punch and yarn/string or piece of paper/construction paper

Today's Bible story is about how **Jesus has power to walk on water**. There are all kinds of things we can do with water in our homes each day. Let's pretend we are playing in water. First, pretend to jump into a pool. Next, pretend to squirt water with a hose. Then pretend to jump in rain puddles. Finally, pretend to drink water from a cup. Great job! What are some other ways you use water at home? What is your favorite thing to do with water?


Next, let's find out more about how **Jesus has power to walk on water**. Click the video link at the LCKids web page to watch Miss Sue and Woolly as they explore why and how Jesus was walking on water. You can read about this adventure with your family by clicking on the link called *PS-K Bible Story*.

Jesus has power to do many amazing things. For our last activity today, we're going to make Power Mobiles to remind us of some stories about Jesus' power. Print this week's Make n share from the end of this lesson plan. (Print both sides of the activity page on one piece of paper or print on two papers and glue them together back to back) Color the top piece of the mobile. Then cut out the cards and the header. If you have it, cut out one length of yarn/string in 6 inches, 8 inches, 10 inches and 12 inches. Punch a hole in the cards and the header and use the yarn/string to make a mobile. If you don't have yarn/string, glue the pieces of the mobile to a piece of paper to make a collage. Hang your mobile/collage and name things Jesus does to show His power. **Jesus has power to walk on water**. What other things can Jesus do that no one else can do? What is your favorite way that Jesus showed His power?

Great job today! Let's end our lesson with a prayer of thanks for Jesus' power:


Dear God, thank You that Jesus has power to do amazing things. He can walk on water, heal people, help blind people see and bring people back to life. Help us remember that Jesus will help us when we need it, too. He always cares for us. We love You, Jesus! Amen.

This week's family take home page can be found by clicking on the link called *Heart Tugs* at the LCKids web page. I hope you'll come back next week, when we'll find out more about Jesus' power to heal.



Jesus' Power Mobile

Lesson 5



Jesus Has Great Power



○
**Jesus
has
power to
heal us.**

○
**Jesus
always
cares
for us.**

○
**Jesus
can do
great
things.**


○
**Jesus
can
always
help us.**


Instructions

1. Cut a 36" length of yarn into four pieces: 6", 8", 10", and 12".
2. Color the picture of Jesus and the header card. Then cut apart the cards.
3. Punch a hole in each card where

- indicated. Using the sample as a guide, make a mobile, tying small cards to the header card with yarn.
4. Hang your mobile and name things Jesus does to show His power.

Name





Jesus Walks on Water