

A photograph of a stone church with a large arched window and a red door. The church is constructed from light-colored stone blocks. The central entrance features a large, arched wooden door with black metal hardware. Above the door is a large, arched stained-glass window with multiple panes. The church has a steep gable roof with a cross on top. The sky is overcast.

SOCIAL NARRATIVE

Visiting Awaken



AWAKEN
COMMUNITY

CONTENT OVERVIEW

Entering the Building

Parking	Page 3
Parking Lot Entrance	Page 4
Sanctuary Entrance	Page 5

Inside the Building

Welcome Booth	Page 6
The Learning Center	Page 7
The Undercroft	Page 8
Hospitality Table	Page 9
The Courtyard	Page 10
Staircases	Page 11
Elevator	Page 12
The Sanctuary	Page 13
The Balcony	Page 14
The Prayer Chapel	Page 15
Gendered Restrooms	Page 16
All-Gender Restroom	Page 17
Building Maps	Pages 18 - 19



Parking lot entrance from Iglehart Ave

Parking

If I travel to Awaken by car, I can park in the parking lot on the southwest side of the building. I can find entrances to the parking lot off of Carroll Ave or Iglehart Ave.

If I have disability license plates or a disability parking permit, I can park in one of the labeled disability parking spaces.

I can also park on the street near Awaken on either Iglehart Ave or Carroll Ave.



Parking Lot Entrance

I can enter Awaken through two different entrances.

I can enter through the parking lot entrance on the southwest side of the building facing Iglehart Ave. This is the entrance for kids check-in, so I may hear loud noises or encounter groups of people and young kids. This entrance is easily accessible for wheelchair users.

If I enter through the parking lot entrance, I will see the Awaken Welcome Booth and someone with a "Welcome Host" badge may greet me. I can ask this person for help at any time.

I will see a set of stairs to my left leading to the Learning Center, and a ramp to my right leading to the Undercroft. I can walk up the ramp and follow the signs to get to the upper level and the Sanctuary.



Sanctuary Entrance

I can enter Awaken through the Sanctuary entrance located on the north side of the building facing Carroll Ave. I can use the sidewalk along Carroll Ave to walk to this entrance.

This entrance is busiest a few minutes before the start of the gathering, and I may encounter crowds of people as I enter. I will hear music playing over the speakers in the Sanctuary before the start of the gathering. During the summer, I may see and hear loud fans set up in the entryway.

If I enter through the Sanctuary entrance, I may be greeted someone wearing a “Welcome Host” badge. I can ask them for help at any time.



Welcome Booth

Inside the Parking Lot Entrance I will see the Welcome Booth, and I may see someone at the booth wearing a “Welcome Host” badge. I will see other people with “Welcome Host” badges throughout the building and I can ask any of them for help at any time.



The Learning Center

Inside the Parking Lot Entrance I will see the Learning Center to my left. There are a small set of stairs or a ramp that I can use to access the Learning Center.

On Sunday mornings this area may be crowded with families and young kids who are checking in for Kids Community.

The Learning Center has tall ceilings and large windows with a view of the courtyard.



The Undercroft

Inside the Parking Lot Entrance I will see a ramp leading up to my right. I can follow this ramp through two wooden doors to get to the Undercroft. Immediately to my right after walking through the wooden doors I will see an all-gender accessible restroom.

In the Undercroft I will see the kitchen where food and coffee are being prepared, and may hear a loud coffee grinder being used occasionally. I will also see artwork hanging along the walls of the Undercroft.

On Sunday mornings the Undercroft may be crowded with various groups meeting and having conversations. Several people will be walking through the Undercroft to get to the Sanctuary.

If I need to sit down, I can sit at any of the round white tables, the blue couches in the back corner, or in the lounge chairs underneath the hanging string lights.

If I need to get some fresh air, I can use the glass door to leave outside into the Courtyard. This door will lock behind me, so I will need to prop the door open to get back in, or leave the Courtyard and use the Sanctuary entrance to re-enter the building.



Hospitality Table

I can find coffee, tea, and water at the Hospitality Table in the Undercroft. There may be a short line of people waiting to get coffee before the gathering begins.

There are labeled carafe's of regular coffee and decaf coffee, a faucet for cold water, as well as hot water and tea bags. There is cream, sugar, and sweetener available. I can use the cups and lids on the table or bring my own from home.

Once I have prepared my coffee or tea, I can throw away any garbage in the nearby trash, recycling, and compost bins.

Coffee and tea are available at no cost, and I can bring my drink with me into the Sanctuary if I want to.



The Courtyard

If I need to get some fresh air, I can use the glass door in the Undercroft to walk outside into the Courtyard. This door may lock behind me, so I will need to prop the door open to get back in, or leave the Courtyard and use the Sanctuary entrance to re-enter the building.



Main Staircase



Nursery Staircase

Staircases

I can use one of three staircases to move between the Undercroft and the Sanctuary. I can use a building map to locate these staircases, follow the directional signs in the building, or ask anyone with a “Welcome Host” badge for help.

The main staircase is located at the back of the Undercroft next to the men’s restroom. This staircase is narrow, and often crowded before the gathering begins. This staircase will take me up to the Sanctuary entrance.

The staircase at the front corner of the Undercroft next to the nursery is wider and the least traveled. After leaving this staircase on the upper level I will see bright overhead lights and hear music playing through the overhead speakers in the Sanctuary.

The staircase in the other front corner of the Undercroft next to the women’s restroom is narrow but less traveled than the main staircase. After leaving this staircase on the upper level I will see the band stage in front of me and I can walk past them to find a seat. I will see bright overhead lights and hear music playing through the overhead speakers in the Sanctuary before the gathering begins. I will not be able to use this staircase after the gathering begins.



Elevator

I can use the elevator in the side room connected to the Undercroft to get to the Sanctuary. After leaving the elevator, I will see the band stage in front of me and I can walk past them to find a seat. I will see bright overhead lights and hear music playing through the overhead speakers before the gathering begins.



The Sanctuary

The Sanctuary is where all Sunday gatherings are held. I can sit in any open chair or pew, or use the stairs in the back corner of the Sanctuary to sit in the balcony. The Sanctuary is typically crowded with people before the gathering begins. I will hear music playing over the overhead speakers before and after each gathering.

During the summer the Sanctuary can get very warm, and I may hear a fan running in the sanctuary entrance. I can bring cold water or a cooling towel from home, or get a cup of cold water in the Undercroft if I get too hot.

I can find wheelchair accessible seating at the front right of the Sanctuary next to the band stage. If I need help finding a seat I can ask anyone wearing a “Welcome Host” badge.

It is okay if I need to change seats, move around, or take a break during the gathering to stay comfortable.



The Balcony

I can use the stairs in the back corner of the Sanctuary if I want to sit in the balcony. The balcony seats 25 people and is the least crowded place to sit during the gathering.



The Prayer Chapel

The Prayer Chapel is located through the doorway on the front right of the Sanctuary, next to the band stage. I can also use the staircase from the Undercroft to get to the Prayer Chapel.

The Prayer Chapel is a quiet space and I can sit on any of the pews available. I may hear music from the Sanctuary, and I can close the door if I want a quieter space.

If I want to pray with someone, I can find someone with a “Prayer Team” badge available at the front of the Sanctuary after each gathering.



Men's Restroom



Women's Restroom

Gendered Restrooms

I can find a men's restroom in the corner of the Undercroft next to the blue couches, and a women's restroom in the corner of the Undercroft next to the kitchen. I will see signs on the wall by each restroom indicating their location.

I can ask someone with a "Welcome Host" badge where to find a restroom if I need help.

The women's restroom has multiple stalls while the men's restroom has one stall and two urinals. Each restroom has multiple sinks and paper towels (no loud hand dryers). The toilets and urinals are manual flush. I can find sanitary products in the women's restroom or the all-gender accessible restroom.



All-Gender Restroom

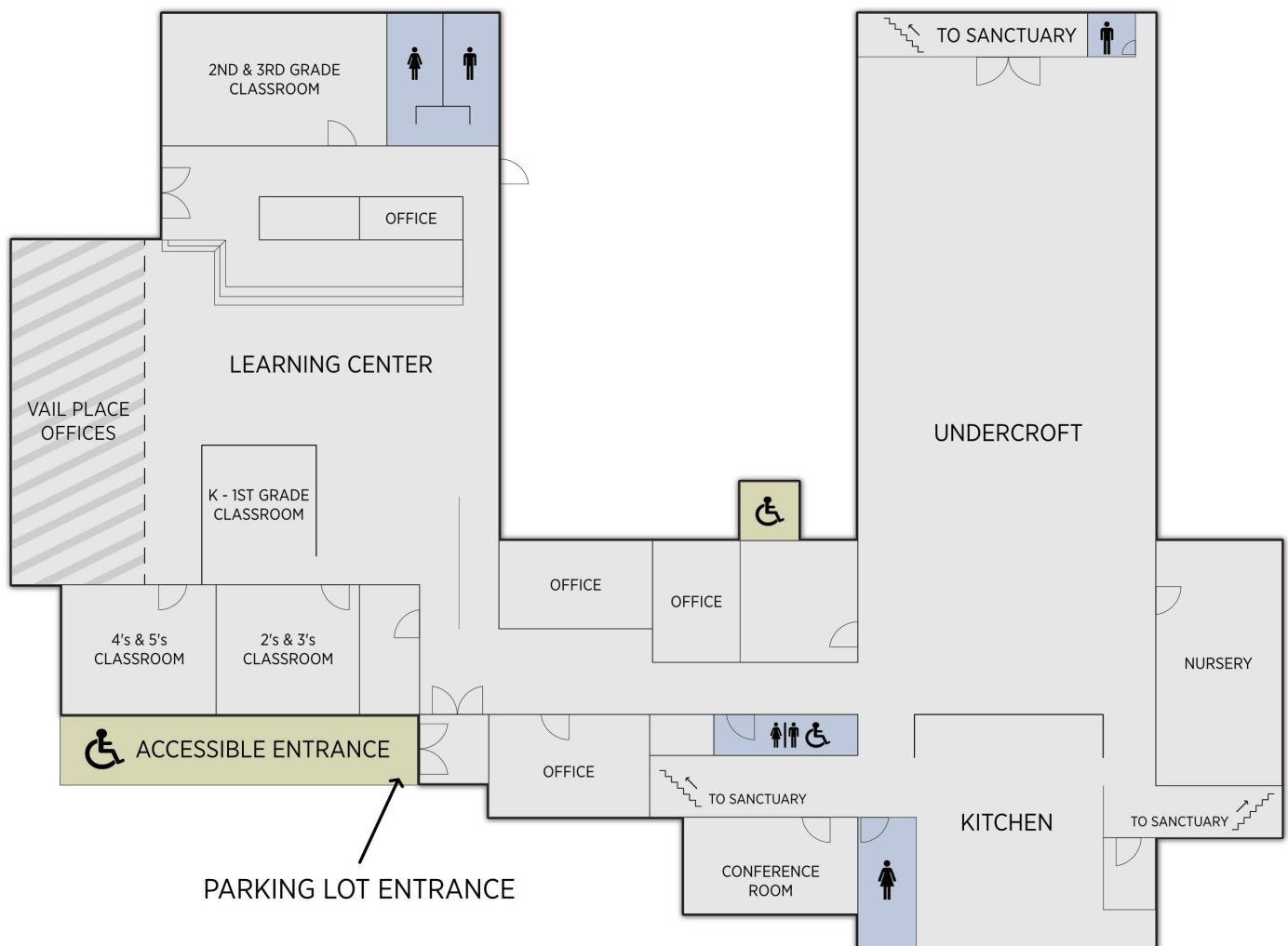

I can find an all-gender wheelchair accessible restroom in the hallway between the Undercroft and the Parking Lot Entrance. I will see a small sign on the door of the restroom indicating its location.

The all-gender restroom is a private, single occupancy restroom. The restroom has one manual flush toilet, a sink, paper towels (no loud hand dryers), and a baby changing station. I can also find sanitary products in this restroom.

I can ask someone with a “Welcome Host” badge where to find this restroom if I need help.

Awaken Community - Lower Level

285 Dale St. N.

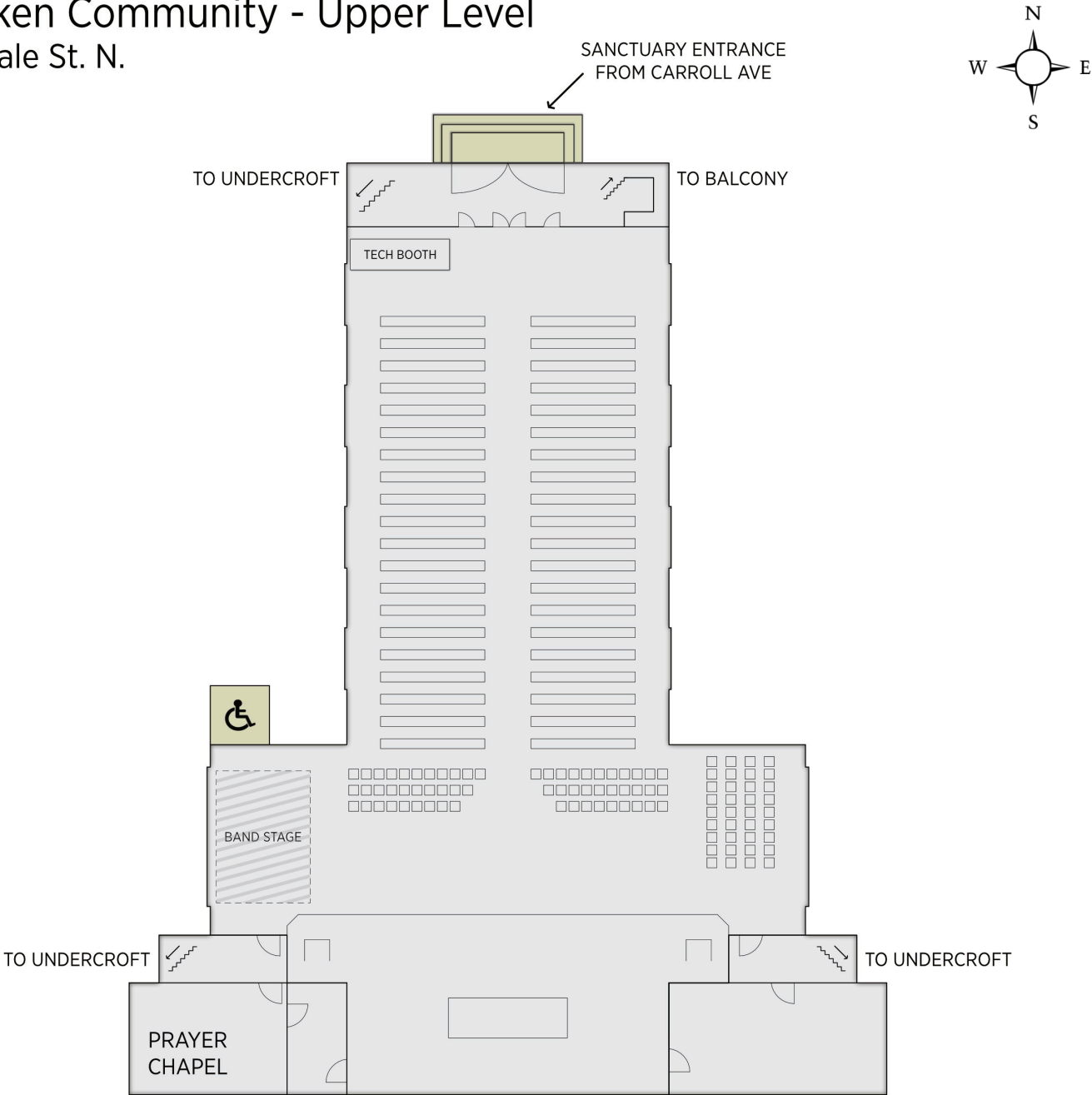


Building Map: Lower Level

I can look at a building map of Awaken to choose an entrance and plan my route.

Awaken Community - Upper Level

285 Dale St. N.



Building Map: Upper Level

I can look at a building map of Awaken to choose an entrance and plan my route.