

Today's Suggested Schedule—August 24, 2025

Today's Bible Story: Sea Animals and Birds • *Genesis 1:20-23*

On day five, God made the sea animals and birds.

Key Question: Who made everything?

Bottom Line: God made everything.

Memory Verse: *God saw everything he had made. And it was very good.* (Genesis 1:31, NIV)

First Look Pinterest Page

Visit our Pinterest page to see craft samples and suggested supplies. bit.ly/FL_ToTheMoonAndBack

SERVICE DURATION (75-80 MINUTES)

9:15am/11:00am thru 10:35am/12:20pm

ORDER OF SERVICE

OPENING SMALL GROUP (30-35 minutes)

SOCIAL: Providing Time for Fun Interaction

Early Arriver /

Opening Activity

LARGE GROUP (10-15 minutes)

WORSHIP: Inviting People to Respond to God

STORY: Communicating God's Truth in Engaging Ways

- Introduce Monthly Theme Poster
- Review Monthly Bottom Line Poster
- Play video:
 - a. Worship (Song-Video)
 - b. Teaching (Clubhouse - Video)
 - c. Review Monthly Memory Verse

SMALL GROUP (25-30 minutes)

GROUPS: Creating a Safe Place to Connect

Reinforcement Activity

Prayer

Social

Providing Time for Fun Interaction

15 minutes

1. Let's Go Fishing

Made to Imagine

What You Need: Blue tablecloth

What You Do:

Before the Activity: Lay the Blue tablecloth on the floor.

During the Activity: Encourage the children to pretend to go fishing with the Blue tablecloth as the pretend "water." Talk to them about what they caught.

After the Activity: Introduce the Bible Story.

What You Say:

Before the Activity: "Come stand over here with me. Do you see the water? (*Point to Blue tablecloth*) Let's pretend to go fishing and see what we can catch."

During the Activity: "We can throw out a fish net, or we can use fishing poles. Everyone ready? Cast your nets or lines, like this. (*Demonstrate.*) Oh, there are lots of fish and other sea animals in the water. Oh! I caught something! I need to reel it in! (*Pretend to struggle reeling in.*) I caught a giant whale! Let's throw it back in! [Child's name], it looks like you caught something too! Reel it in—what did you catch? Wow! (*Pause for answers. If the child can't think of a sea creature, give them one.*) You're great at fishing. (*Continue with each child.*) I'm so glad we went fishing today."

After the Activity: "In today's true story from the Bible, we'll learn about all the amazing sea animals that God made."

Transition: Move to Worship and Story by calling children by the color clothing they're wearing. "I need all my red fish to swim over. And all my blue fish to swim over." (*Continue until each child's color is called.*)

Play August 24th VIDEO CONTENT

Groups: Creating a Safe Place to Connect 25 minutes

2. Out of this World Memory Verse

Hear from God | Memory Verse Review

Made to Move

What You Need: Preschool stomp rocket

What You Do:

Before the Activity: Say the Memory Verse and do the motions together with the children.

During the Activity: Set the stomp rocket in the center of your activity area. Demonstrate how to step on the launcher to make the rocket fly. Encourage children to take turns stepping on the launcher to shoot the rocket into the air as they say the Memory Verse together.

After the Activity: Connect the Memory Verse to the Bottom Line.

What You Say:

Before the Activity: “Friends, join me over here. Let’s say our Memory Verse as we do the motions together. Ready? Okay! ‘God (*flat hand with thumb to forehead, pull down*) saw everything he had made. (*Binocular eyes.*) And it was very good,’ (*two thumbs-up*) Genesis 1:31. (*Open hands like a book.*) You’ve got it!”

During the Activity: “Look at this awesome rocket. It’s called a ‘stomp rocket’ because you have to stomp on this part (*point*) to launch it. Watch this! (*Step on the launcher to send the rocket soaring.*) Wow! (*Reset.*) Let’s say our verse together. ‘God saw everything he had made. And it was very good.’ Genesis 1:31. [Child’s name], come stomp the rocket. (*Pause.*) Super! Go collect the rocket, and we’ll say our verse again. (*Reset and continue with each child.*) That was so much fun launching the rocket today!”

After the Activity: “The Bible teaches us that God made everything! God made the light and separated it from the darkness. God made the sky and water, land, plants, the seas, the sun, moon, and stars, and God made the sea animals and birds. God is so creative, but God wasn’t done yet because **[Bottom Line] God made everything!** God looked at all He had made, and God saw that it was good! **Who made everything? [Bottom Line] God made everything!**”

Inclusive Pro-Tips:

- Assist as needed.
- Model and encourage children to press the launcher with their hand or fist. Pick up the rocket and reset. If using this version, adjust the wording in the What You Say section accordingly.

3. Make a Mask

What You Need: “Make a Mask,” and “Make a Mask Label” Activity Pages; cardstock; Avery® Labels #5160 or equivalent; dot markers; washable markers; craft feathers in a variety of bright colors; ribbon; circle stickers in a variety of colors; cupcake liners in a variety of colors; glue sticks; craft glue; ¼-inch elastic band; scissors; baby wipes; stapler; and a permanent marker; **Optional: Jumbo craft sticks, and masking tape in place of elastic band, and a stapler**

What You Do:

Before the Activity: Copy “Make a Mask” on cardstock and cut out, one mask per child and leader. (Note: You may want to make several of each mask for a variety, or select one bird and one fish for each group.) Copy “Make a Mask Label” on label paper, one label per child and leader. Write each child’s name on their label. Cut ribbon in 3-inch lengths, several per child.

During the Activity: Ask children to pick the bird or sea animal they want to make. Encourage children to color and decorate their mask by adding rickrack, circle stickers, feathers, or cupcake liners. Clean hands as needed. Ask children to add their label to the back side of their mask. Staple either end of the elastic band at each side near the eye holes with the bend facing in. Cover each staple with a circle sticker. *Optional: Tape a craft stick to the back of one side of each child’s mask. Ask children to add the label to their craft stick.*

After the Activity: Review the Bible Story and Bottom Line.

What You Say: “Fly or swim over to me, friends! Let’s sit at the table and create a mask to wear to remember that on Day 5, God made all the sea animals and birds!”

During the Activity: “You can pick if you want a sea animal or a bird for your mask. (Pause.) Now that you’ve selected, it’s time to color and decorate them! There are markers, this fun rickrack that looks like fish scales, feathers, circle stickers, and these cupcake liners you can use to make your mask super-special! (Pause.)

“Wow! You did a really great job. Turn your mask over and add this label to the back. It tells you where you can find today’s story in the Bible! Okay! I’ll add the elastic so you can wear your masks. (Staple either end of the elastic at either side of the mask with the bend facing in. Cover the staple bends with circle stickers.) Would you like to wear your masks while I review the Bible Story?” (Help children put their mask on.)

After the Activity: “On Day 5, God made everything that swims in the sea! God didn’t just make one kind of sea animal. God made jellyfish and clown fish and octopus and dolphins and giant whales! Did you know that God even made the puffer fish and the axolotl?”

“But that’s not all God made on Day 5. God also made birds—all kinds! God made hummingbirds and eagles and bluebirds and owls and geese and cockatoos! God is so creative!

“On Day 1, God made light and dark. On Day 2, God made the sky above the water. On Day 3, God made land, plants, and sea. On Day 4, God made the sun, moon, and stars. And on Day 5, God made the sea animals and birds! But God wasn’t finished yet . . . because God made everything. Now when you look around at the great big world and see fish and birds you can say: ‘Wow! **[Bottom Line] God made everything! Who made everything? [Bottom Line] God made everything!’**”

4. Journal and Prayer

What You Need: “Memory Verse Card” Activity Page from Week One in Bible, a journal, and a pen

What You Do:

Before the Activity: Place Memory Verse card in your Bible at Genesis 1:31.

Encourage children to pretend to fly like a bird as you lead them to your Small Group spot. Sit down and gather the children around you.

During the Activity: Review the Bible Story and Memory Verse Hand Motions. Then, encourage children to help you make a list in the journal of their favorite sea animal or favorite bird.

After the Activity: Pray with the children using the list you made in the journal.

What You Say:

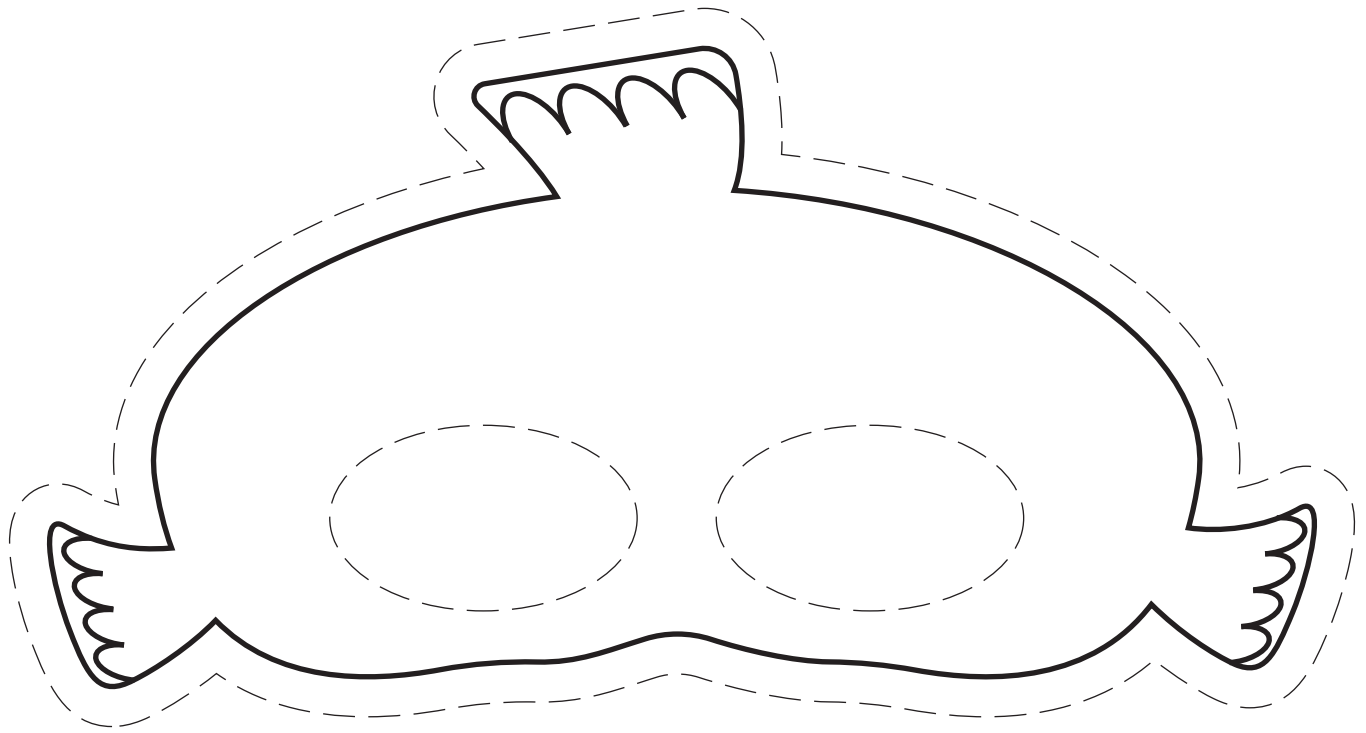
Before the Activity: “It’s Small Group time! Today we’re going to pretend to be birds (*flap arms like wings*) while we walk to our Small Group spot! Who is ready to fly with me? (*Pause.*) Yay! Get your wings ready to fly! (*Pretend to fly like a bird as you lead the children to your Small Group spot.*) It’s time to land, little birds, so we can sit down and talk about today’s Bible Story. One, two, three, sit down with me!”

During the Activity: (*Open the Bible and lay it in front of the children.*) “In our Bible Story today, we learned that God made sea animals and birds on Day 5. Wow! Think about all the different birds there are! There are pelicans and eagles and toucans and pigeons and bluebirds—SO many birds! And what about sea animals!? There are whales and sea lions and stingrays and jellyfish—SO many sea animals! And God made all of them, because **[Bottom Line] God made everything!** So tell me: **Who made everything? [Bottom Line] God made everything!** You got it!

“We’ve been learning a Bible verse about all the things God made. It says: ‘God (*flat hand with thumb to forehead, pull down*) saw everything he had made. (*Binocular eyes.*) And it was very good,’ (*two thumbs-up*) Genesis 1:31. (*Open hands like a book.*) Let’s stand up and say that Bible verse together! Just say what I say and do what I do! ‘God (*flat hand with thumb to forehead, pull down*) saw everything he had made. (*Binocular eyes.*) And it was very good,’ (*two thumbs-up*) Genesis 1:31. (*Open hands like a book.*)

“You sound so good it makes me want to say cock-a-doodle-doo, like a rooster! Cock-a-doodle-doo! Enough of that bird talk, it’s time to sit down so we can write in our prayer journal and talk to God. (*Open journal.*) Today we’re going to make a list of our favorite birds and sea animals. Then we can use the list when we pray. When I say your name, tell me your favorite bird or sea animal . . . or both, and I will write it all in our journal. (*Remember to print as you write in the journal, so the children can recognize their names and the letters.*)

After the Activity: “These are some really cool birds and sea animals! (*Hold up journal.*) Let’s pray and thank God for making all of them. Would anyone like to pray before I pray? (*Give each child who wants to pray the opportunity to do so.*) Dear God, no one can create like You can! You made so many super-cool and wonderful things, so we wanted to tell You thank You for some of our favorites, like the (*read the list the children made*). We love You, God! In Jesus’ name. Amen.”



What to Do:

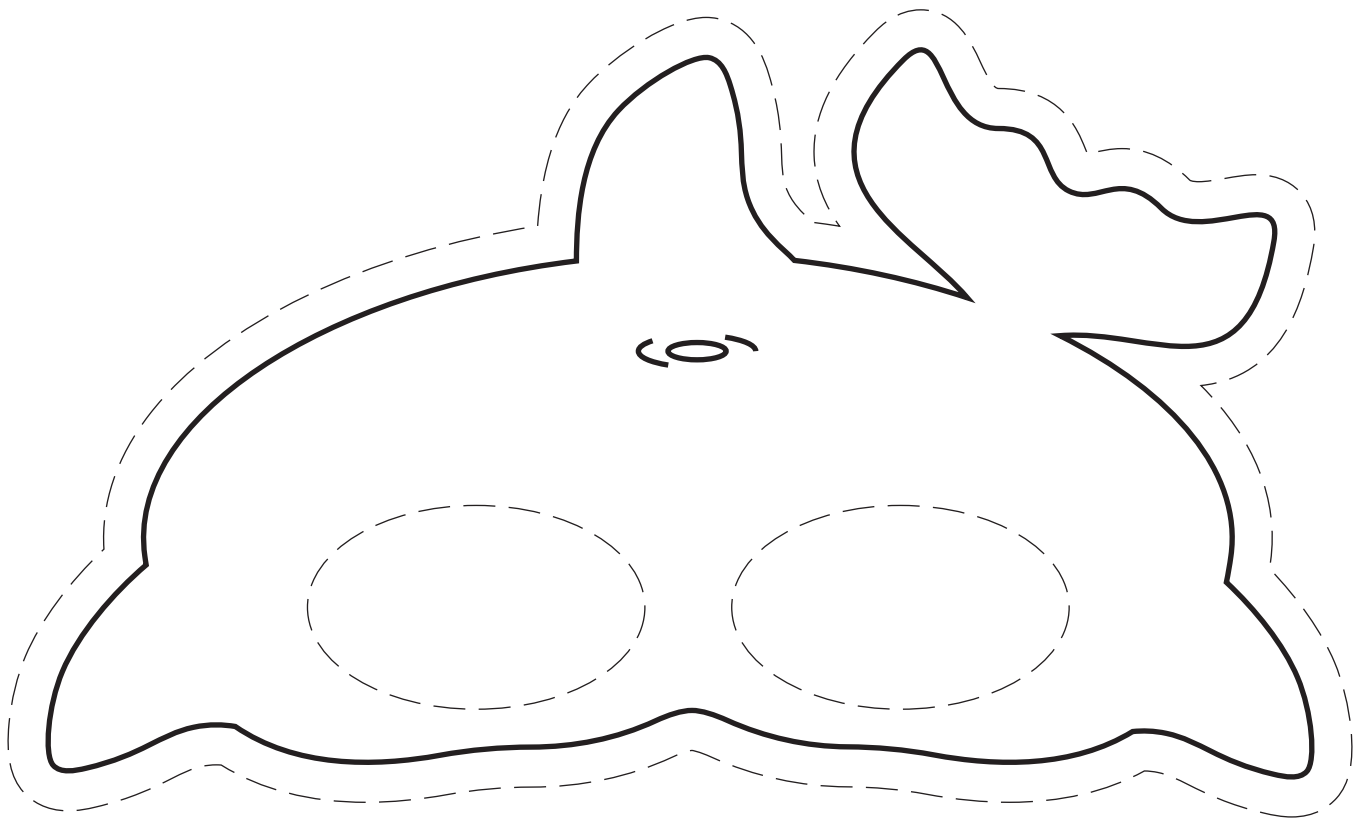
Copy on cardstock and cut. One cutout per child and leader.

1 of 4 pages

Make a Mask Activity Page

August 2025, Week 4, Small Group 3-5's.

© 2025 Amazing Life Foundation, Inc. All rights reserved.

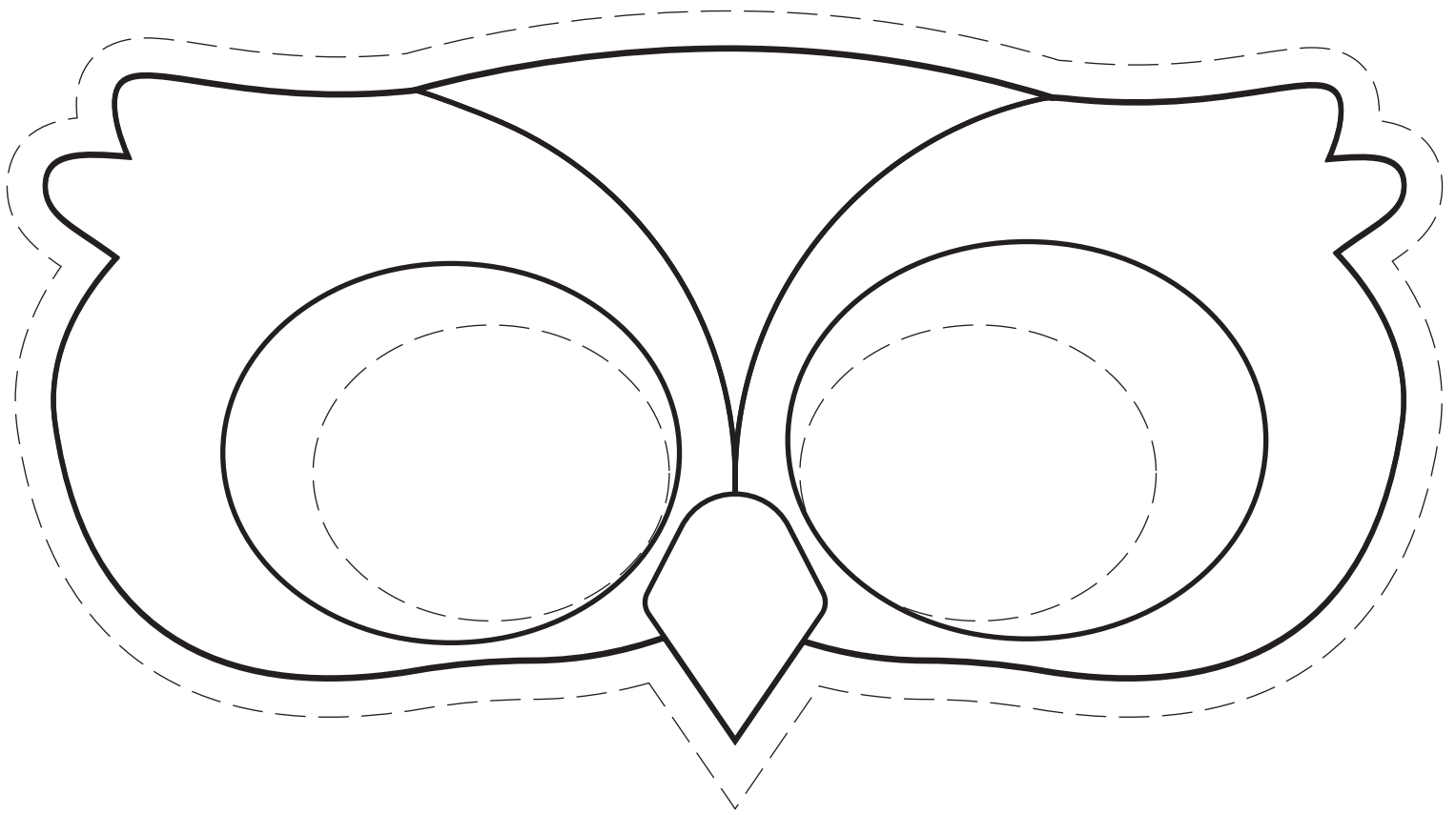


What to Do:

Copy on cardstock and cut. One cutout per child and leader.
2 of 4 pages


Make a Mask Activity Page

August 2025, Week 4, Small Group 3-5's.
© 2025 Amazing Life Foundation, Inc. All rights reserved.



What to Do:
Copy on cardstock and cut. One cutout per child and leader.
3 of 4 pages

Make a Mask Activity Page
August 2025, Week 4, Small Group 3-5's.
© 2025 Amazing Life Foundation, Inc. All rights reserved.



What to Do:
Copy on cardstock and cut. One cutout per child and leader.
4 of 4 pages

Make a Mask Activity Page
August 2025, Week 4, Small Group 3-5's.
© 2025 Amazing Life Foundation, Inc. All rights reserved.

God made everything.
Sea Animals and Birds.
Genesis 1:20-23

God made everything.
Sea Animals and Birds.
Genesis 1:20-23

God made everything.
Sea Animals and Birds.
Genesis 1:20-23

God made everything.
Sea Animals and Birds.
Genesis 1:20-23

God made everything.
Sea Animals and Birds.
Genesis 1:20-23

God made everything.
Sea Animals and Birds.
Genesis 1:20-23

God made everything.
Sea Animals and Birds.
Genesis 1:20-23

God made everything.
Sea Animals and Birds.
Genesis 1:20-23

God made everything.
Sea Animals and Birds.
Genesis 1:20-23

God made everything.
Sea Animals and Birds.
Genesis 1:20-23

God made everything.
Sea Animals and Birds.
Genesis 1:20-23

God made everything.
Sea Animals and Birds.
Genesis 1:20-23

God made everything.
Sea Animals and Birds.
Genesis 1:20-23

God made everything.
Sea Animals and Birds.
Genesis 1:20-23

God made everything.
Sea Animals and Birds.
Genesis 1:20-23

God made everything.
Sea Animals and Birds.
Genesis 1:20-23

God made everything.
Sea Animals and Birds.
Genesis 1:20-23

God made everything.
Sea Animals and Birds.
Genesis 1:20-23

God made everything.
Sea Animals and Birds.
Genesis 1:20-23

God made everything.
Sea Animals and Birds.
Genesis 1:20-23

God made everything.
Sea Animals and Birds.
Genesis 1:20-23

God made everything.
Sea Animals and Birds.
Genesis 1:20-23

God made everything.
Sea Animals and Birds.
Genesis 1:20-23

God made everything.
Sea Animals and Birds.
Genesis 1:20-23

God made everything.
Sea Animals and Birds.
Genesis 1:20-23

God made everything.
Sea Animals and Birds.
Genesis 1:20-23

God made everything.
Sea Animals and Birds..
Genesis 1:20-23

God made everything.
Sea Animals and Birds.
Genesis 1:20-23

God made everything.
Sea Animals and Birds.
Genesis 1:20-23

God made everything.
Sea Animals and Birds.
Genesis 1:20-23