

## Today's Suggested Schedule—June 1<sup>st</sup> 2025

**Today's Bible Story:** I Will Follow (Live Like Jesus) • *Philippians 2:5* (Supporting: *Philippians 2:1-8*)

**Today's Bottom Line:** Live like Jesus.

**Monthly Memory Verse:** *As you deal with one another, you should think and act as Jesus did.*  
*Philippians 2:5 (NIRV)*

**Monthly Virtue:** Live It Out—Discover how to love like Jesus

**Basic Truth:** I can trust God no matter what.

Check out our Pinterest page here <https://bit.ly/447HSZi> for a visual on some of the activities.

### ORDER OF SERVICE

#### **OPENING SMALL GROUP (20 minutes)**

**SOCIAL:** Providing Time for Fun Interaction

Early Arriver /  
Opening Activity

#### **LARGE GROUP (30-35 minutes)**

**WORSHIP:** Inviting People to Respond to God

**STORY:** Communicating God's Truth in Engaging Ways

- Introduce Monthly Theme Poster
- Review Monthly Virtue Poster
- Worship (2 Songs - Video)
- Teaching (So & So Show – Video)
- Review Weekly Bottom Line Poster
- Review Monthly Memory Verse Poster

#### **SMALL GROUP (25-30 minutes)**

**GROUPS:** Creating a Safe Place to Connect

Reinforcement Activity  
Prayer Journal

## **SOCIAL: Providing Time for Fun Interaction (15 minutes)**

**Today's Bible Story:** Live Like Jesus • *Philippians 2:5 (supporting Philippians 2:1-8)*

**Today's Bottom Line:** Live like Jesus.

**Monthly Memory Verse:** *As you deal with one another, you should think and act as Jesus did.*  
Philippians 2:5 (NIV)

**Monthly Virtue:** Live It Out—Discover how to love like Jesus

**Basic Truth:** I can trust God no matter what.

### **1. Opening Activity**

*Made to Create: an activity that explores spiritual ideas through the process of drawing, building, and designing*

**What You Need:** Prepared bags with “Build-a-Hero” Activity Page, paper, and coloring supplies

#### **What You Do:**

- Invite the kids to sit together in a circle in your group space.
- Give each kid a piece of paper.
- Set out the coloring supplies.
- Place the three prepared paper bags with cards from the “Build-a-Hero” Activity Page in the middle of the circle.
- Explain to the kids that they'll be building their own superhero!
- Instruct the kids to pick a card from each paper bag or cup.
  - If you have more than eight kids, instruct them to draw two cards from two bags.
  - *NOTE: Ask older kids to assist younger kids with reading their cards.*
- Encourage the kids to use the images and words on their cards to create their superhero.
- Instruct the kids to use paper and coloring supplies to draw a superhero with the characteristics from the cards they chose.
- Invite the kids to share their superheroes with the entire group.

#### **What You Say:**

“What if you could put together the ULTIMATE champion? Someone you could look up to and follow—what qualities would you give them? (*Invite responses.*) If you could create someone to be like, who would you choose? If you could be like anybody, who would it be? **[Transition]** Today, we're going to talk about Someone who is the best example to follow and the ultimate answer to this question—let's go find out Who!”

### **Lead your group to the Large Group area.**

- Introduce Monthly Theme Poster & Virtue Poster
- Play Video w/ Worship (2 Songs - Video) & Teaching (So & So Show – Video)
- Review Weekly Bottom Line Poster
- Review Monthly Memory Verse Poster

## **GROUPS: Creating a Safe Place to Connect (25 minutes)**

### **2. Thinking Caps**

**What You Need:** “Thinking Cap Words” Activity Page, large bowls (or hats), and painter’s tape

**What You Do:**

- Divide your group into two teams.
- Use painter’s tape to create a starting & finishing lines in your group area for both teams.
- Direct each team to stand behind their team’s starting line.
- Put a large bowl (or hat) at the finish line for each team.
- Share that in this game, you will share a word, and kids are to think quickly—to quickly use their “Thinking Caps”—to guess the word that goes with the word you said.
  - For example, if you say “meatballs,” a kid might say “spaghetti,” or if you say “water,” a kid might say “pool.”
- Explain how to play:
  - The first kid in each line is to travel to the finish line and sit down with their backs facing each other.
  - At the finish line, the two kids are to put on the large bowls (or hats) as their “Thinking Cap.”
  - Pick a card from the “Thinking Cap Words” Activity Page and read the word on it.
  - As quickly as possible, the two kids are to say the first word that comes into their minds.
  - If one of them says the “correct” answer listed on the bottom of the card, that kid can stay in place.
  - The kid who doesn’t say the correct answer is to travel back to their team, giving the next kid in line a turn.
  - If neither kid says the answer listed at the bottom of the card, they are to return to their teams, and the next two kids in each line will be up.
- *Assist younger kids with reading the word on the cards.*
- Ensure you say the “Thinking Cap” word and the “correct” answer at the end of each round.
- Play a few rounds, rereading the same cards until the kids all know the “correct” answers to them and begin saying them at the same time.
  - After three correct answers, a kid is “retired” and can wait on the sidelines.
- The first team to have all the kids on their team “retire” wins.

**What You Say:**

“Great job, friends! We started out thinking pretty differently—but after a while, you all were thinking the same things at the same time. How did that happen? (*Invite responses.*) Yes! We spent time listening to each other and the leader.

“Now, I love creative thinking, but there’s one way we can all be different, and still think the same about what’s important—and that’s when we think like Jesus! Jesus, God’s Son, was humble—He put others before Himself and His own needs. Jesus has a LOT of thoughts on how we treat our friends and family, strangers, ourselves, and the things we have. Where do we find those thoughts? (*Invite responses.*) That’s right—the Bible! We can read more about Jesus in the Bible, we can pray, and we can talk with others who know Jesus. Those are all ways we learn how to **[Bottom Line] live like Jesus.**”

### 3. In Rhythm

#### What You Need: Bibles

#### What You Do:

- Invite the kids to form groups of two or three.
  - *NOTE: Encourage older kids to partner with younger kids.*
- Direct the kids to look up Philippians 2:5 using the Bible Navigation Tips below.

**Finding verses with a multi-age group:** Guide all kids to open their Bibles to the front and find the table of contents. (Hold up a Bible opened to the table of contents to show the kids what the page looks like.) When the kids find the table of contents, ask a middle-elementary kid (2<sup>nd</sup> -3<sup>rd</sup> grade) to find Philippians in the list under "New Testament." When the kid finds Philippians, lead them to look at the page number beside the word and say it aloud, explaining that the number tells them on what page they can find Philippians. Ask older-elementary kids (4<sup>th</sup>-5<sup>th</sup> grade) to help younger ones find the correct page in their own Bibles. When they all find Philippians, explain that the big numbers on the page are the chapter numbers. Ask a kindergartner or 1<sup>st</sup> grader to find chapter 2, and give time for all the kids to turn the pages to find it. Explain that the small numbers are verse numbers, and ask a middle-elementary kid to find verse 5 in chapter 2. Then, read the verse aloud slowly, especially for your pre-readers; or ask older-elementary kids to read it to the group

- Repeat the verse together several times.
- Give the groups a few minutes to come up with motions that go along with the Memory Verse.
- Once everyone is finished, gather your group together.
- Call on the groups, one at a time, to share their verse motions with the entire group.

#### What You Say:

"This month's Memory Verse tells us to think and act like Jesus when we deal with other people. When we love God and love others, it changes everything! God's Spirit works through us to encourage others, look out for others, and make peace with others—the list goes on! I'll bet we can think of some new ways to **[Bottom Line] live like Jesus** this week. What's one NEW thing you can do to **[Bottom Line] live like Jesus** this week?" (*Invite kids to share some ideas with the group.*)

**[Make It Personal]** (*Share an age-appropriate time you lived out Philippians 2:5—maybe you checked in on friends and family who might need prayer, or you made peace with a friend you disagreed with. Or maybe you comforted a sibling who was going through a hard time.*)

## 4. Pray and Dismiss

**What You Need:** Prayer Journal, Pen


**What You Do:**

- Encourage the kids to listen carefully as you ask each kid for their prayers or praises.
- Write their responses next to their name in the prayer journal.
- Tell the kids that you will be praying for them this week as they discover ways to **[Bottom Line] live like Jesus**.
- Close the group in prayer.

**What You Say:**

"Dear God, thank You for sending Your Son, Jesus, to rescue us! We are so grateful that we have Jesus to show us how to live and love others! Thank You that Your Spirit works through us and helps us become more like Jesus. Please help us to **[Bottom Line] live like Jesus** by getting to know Him more first. We love You, and we pray these things in Jesus' name. Amen."


As adults arrive to pick up, encourage the kids to share their Memory Verse motions with them! This week, challenge the kids to teach their grown-ups or siblings the Memory Verse motions.



**the strength  
of a rhinoceros**




**the wingspan  
of an eagle**



**the brightness  
of the sun**



**the patience  
of a lioness**



**the strategy of  
a chess champion**



**the speed  
of the wind**



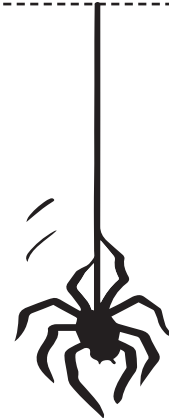
**the endurance  
of a swimmer**



**the resilience  
of water**



**the humor  
of a snowman**




**the climbing skills  
of a spider**




**the hearing  
of a bat**



**the grip of a  
mountain climber**



**the speed  
of a supercar**



**the vision  
of a hawk**



**the stealth  
of a mouse**



**the voice  
of a tiger**



**the voice of  
an opera singer**



**the bravery  
of a firefighter**





**the tastebuds  
of a chef**



**the loyalty  
of a dog**



**the moldability  
of JELL-O**



**the energy of  
a three-year-old**



**the wisdom  
of a grandparent**



**the imagination  
of an artist**

PIZZA

(pie)

BLUE

(sky)

MOVIE

(popcorn)

CAT

(dog)

CAKE

(ice cream)

CAR

(fast)

SURF

(beach)

ROAD

(trip)

BOOK

(mark)

HAPPY

(meal)

**What to Do:**

Print on paper and cut apart, one set for each Small Group.

**"Thinking Cap Words" Activity Page**

June 2025, Week 1, Small Group K-5 Starter  
© 2025 Amazing Life Foundation. All rights reserved.