

Today's Suggested Schedule—August 24, 2025

Bible Story: Jacob's Dream • *Genesis 28:10-22 (supporting: Genesis 25:19-34; 27)*

Bottom Line: You can trust that God is with you.

Monthly Memory Verse: *Faith is being sure of what we hope for. It is being sure of what we do not see.* Hebrews 11:1 (NirV)

Check out our Pinterest page here <https://bit.ly/447HSZi> for a visual on some of the activities.

ORDER OF SERVICE

OPENING SMALL GROUP (20 minutes)

SOCIAL: Providing Time for Fun Interaction

Early Arriver /

Opening Activity

LARGE GROUP (30-35 minutes)

WORSHIP: Inviting People to Respond to God

STORY: Communicating God's Truth in Engaging Ways

- Introduce Monthly Theme Poster
- Review Monthly Memory Verse Poster
- Review Weekly Bottom Line Poster
- Worship (2 Songs - Video)
- Teaching (Story Lab - Video)
- Review Weekly Bottom Line Poster

SMALL GROUP (25-30 minutes)

GROUPS: Creating a Safe Place to Connect

Reinforcement Activity

Prayer Journal

Devotionals for Kids

Parent Cue App

Social

Providing Time for Fun Interaction

15 minutes

1. Opening Activity

Made to Play

What You Need:

- ☐ “Flying Contest” Activity Page
- ☐ “Paper Airplane” Activity Page
- ☐ Coloring Supplies

What You Do:

- Welcome kids by name as they arrive with a high-five, fist bump, or a wave.
- Give each kid a “Flying Contest” Activity Page.
- Set out the coloring supplies.
- Instruct the kids to color and decorate their superheroes.
- Use the “Paper Airplane” Activity Page to show and demonstrate how to fold their “Flying Contest” Activity Page.
- Give kids time to fly their paper airplanes.

What You Say:

“Great job with your paper airplanes, everyone! It was fun to see how far they could go! It’s amazing what can happen when we trust God. Just like these superhero planes soared through the air, we can do incredible things when we remember that God is always with us. **[Transition]** Today, in our true story from the Bible, we’ll discover a guy, a twin brother, who made lots of bad choices, but God was always with him! Let’s go find out more!”

Inclusive Pro Tips:

- Some kids might struggle to fold their paper airplanes. Assist the kids as needed, or have a few pre-folded paper airplanes so they can focus on decorating and flying them.
- If any kids are overwhelmed by the excitement, let them fly their airplanes separately in a calmer space.

Lead your group to the Large Group area.

2. LARGE GROUP

What You Need: TV, Pre-Loaded Video Content

What You Do:

- Introduce/Remind kids about the
 - a. Monthly Theme,
 - b. Monthly Memory Verse
 - c. Today's Bottom Line
- Play 1st and 2nd Worship Songs
- Allow kids to grab a snack
- Play Teaching (Story Lab - Video)
- Review Today's Bottom Line

Lead your group to the Small Group activity.

3. Super Boost

Talk about God | Bible Story Review

Made to Play

What You Need:

- ☐ “Super Boost” Activity Page

What You Do:

- Divide the kids into two teams.
- Direct each team to sit together.
- Explain the game:
 - You will read a question out loud about the Bible Story.
 - The teams will take turns answering the questions you ask.
 - If a team answers correctly, they will get a “super boost.”
 - *The whole team gets a round of high fives!*
 - If a team answers the question incorrectly, the other team gets a chance to “save the day” by answering it correctly.
- One at a time, ask a question about the Bible Story to one of the teams from the “Super Boost” Activity Page.
- Continue asking questions until all of the questions have been asked and answered.
- After all the questions have been asked and answered, ask:
 - What was your favorite part of the story?
 - How did Jacob show God was with him, even when he made bad choices?

What You Say:

“Jacob made a lot of mistakes and bad choices in his life. But God continued to be faithful to Jacob—and God continued working on His great rescue plan! In Jacob’s dream, God spoke the promises to Jacob that He had made to Abraham and Isaac. But God also made another important promise to Jacob in his dream. God said this: ‘I am with you.’

“You see, Jacob had heard about God, but he didn’t have the privilege of reading the Bible and learning all of these truths about who God is like we do. But God wanted Jacob to know that He was always with him, so God told him.

“And God has made the same promise to us: He is always with us.

“God is even with us in an even more incredible way! After Jesus’ resurrection, when He went to heaven, He sent His Holy Spirit to live inside of His followers. When you become a follower of Jesus, the Holy Spirit came to live inside of you too! So the promise God made to Jacob is true of all Jesus-followers too! ‘I am with you.’

“So no matter what happens, **[Bottom Line]** you can trust that God is with you too!”

[Make It Personal] (Share how you are learning to trust that God is always with you. Share some of the prayers you are praying to ask God to help you learn to trust that He is with you. Share how you aren’t a perfect follower of Jesus, but how you have seen God work for good even when you haven’t been perfect.)

4. Assemble!

Hear from God | Memory Verse Activity

Made to Move

What You Need:

- ☐ “Assemble!” Activity Page
- ☐ Floor Tape
- ☐ Timer

What You Do:

- Place a line of tape in the center of your group space.
- Set two sets of “Assemble!” Activity Page Memory Verse cards on the line of tape.
- Divide the kids into two teams.
- Create a start line for each team a few feet from the tape line.
- Direct each team to line up behind their team’s tape line.
- Let each team know which color set of cards is theirs.
- Explain how to play:
 - You will start a timer and kids on each team will take turns running to the tape line, picking up one verse card in their color, and running it back to their team.
 - The teams are to continue sending one kid at a time until they’ve collected all their verse cards.
 - Once all the verse cards are gathered, each team is to work together to put the verse in order.
- Instruct the teams to shout, “Assemble!” and strike a superhero pose!
- Declare the first team who says, “Assemble!” to be the winner.
- Cheer the other team on together until they finish.

What You Say:

“Whoa! You all worked so well together to assemble this month’s Memory Verse! Our verse, Hebrews 11:1, reminds us what faith means—it’s trusting in what you can’t see because of what you CAN see.

“Even though you couldn’t see the finished verse until you worked together, you trusted that each piece you picked up would help you complete it. That’s what faith is like!

“We may not ‘see’ God, but we can look at all the things God has done and trust what He has said to be true.

“God says He loves us. We can trust that to be true. God says that He forgives us. We can trust that to be true. And there’s another thing God says: He is with us! Because God is always trustworthy, **[Bottom Line] you can trust that God is with you!**”

Inclusive Pro Tips:

- You can modify the running by offering different pace options like hopping, rolling, etc. You can allow various participation styles by letting some kids be the “assemblers” while the other kids retrieve the pieces.

5. Pray and Dismiss

Pray to God | Prayer Activity

Made to Reflect

What You Need:

- ☐ Building Activity Toys

What You Do:

- Set Building Activity Toys in the center of your group space.
- Invite the kids to quietly and independently build a tower at their own pace.
- As the kids build, talk about how trusting God is like building a tower. Each time we trust God, we add a block to our tower.
- Encourage each kid to think about one way they can trust God. Ask them to say it aloud as they add a block to their tower.
 - *For example: trusting God for their family, when they're scared, with friendships, at school, with hobbies, when they're trying something new, when unsure what's coming next, etc.*
- *NOTE: Let the kids repeat answers, what's important is that it's meaningful to them.*
- Once their towers are built, take turns praying aloud. Encourage kids to share one thing they're trusting God with.
- Close in prayer.


What You Say:

"Dear God, thank You for loving us so much! You promised that You are with us, please teach us how to trust that You are with us every second of our lives. Lord, we want to trust You with everything, all of these things we said as we built these towers, and we want to connect with You as You are with us every second as we go throughout our lives. Teach us how to connect with You over everything we face in our lives. We love You, and we pray these things in Jesus' name. Amen."

Inclusive Pro Tips:


- Consider allowing kids to work in pair or smaller groups to support anyone who might find it hard to focus.
- If some kids prefer not to speak their prayer out loud, let them know they can pray silently!

As adults arrive to pick up, ask the kids to share their Jacob's Ladder paper chains and what they represent!



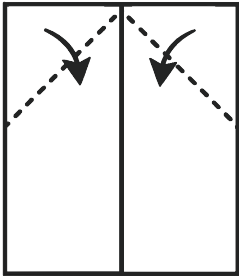

What to Do:
Print on paper, one superhero for every kid.

"Flying Contest" Activity Page
August 2025, Week 4, Small Group 2-3
© 2025 Amazing Life Foundation. All rights reserved.




1. Fold in Half

Take your paper and fold it lengthwise. (hotdog style)
Unfold it so you have a crease in the middle.



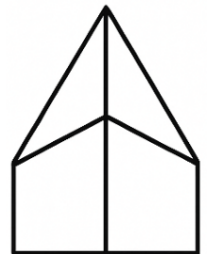
2. Fold the Top Corners

Fold the top-left corner down to the center crease.
Fold the top-right corner down to the center crease.
This should create a triangle shape at the top.



3. Fold the Top Again

Take the new edges you just created and fold them
down to the center crease again. This makes the
airplane's nose sharper.



4. Fold in Half

Fold the entire paper in half along the original
crease, keeping the folds on the outside.



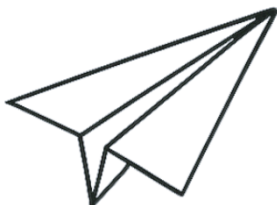
5. Create the Wings

Fold one side down, about an inch from the
bottom edge. Flip the airplane over and fold the
other wing down to match.



6. Adjust and Fly!

Hold the plane at the bottom and gently throw it forward.
Adjust the wings slightly if needed for a better flight.



1. Who were Isaac and Rebekah's children?

(Answer: Esau, Jacob)

2. What did Esau grow up to be like?

(Answer: Esau was wild, impatient, and a great hunter.)

3. What did Jacob grow up to be like?

(Answer: Jacob preferred to stay at home and was sneaky.)

4. What did Esau trade to Jacob for a bowl of soup?

(Possible answers: Esau gave up his birthright as the oldest son, he gave up the blessings that came with it.)

5. How did Jacob trick Isaac into giving him the special blessing?

(Answer: Jacob disguised himself by pretending to be Esau.)

6. How did Esau feel when he discovered that Jacob had taken the blessing?

(Answer: Esau was very angry and planned to kill Jacob.)

7. Where did Rebekah tell Jacob to go after Esau got angry?

(Answer: Rebekah told Jacob to go to her brother Laban and stay there until Esau calmed down.)

8. What happened when Jacob was alone in the wilderness?

(Answer: Jacob had a dream about a stairway to heaven with angels going up and down, and God standing next to the stairway.)

9. God made several promises to Jacob in Jacob's dream. What were some of those promises that God made to Jacob?

(Possible answers: God promised to give Jacob and his children the land Jacob was on, God promised that Jacob would have lots of children, God promised that all nations would be blessed through them. God also promised to be with Jacob, to watch over him, and to bring him back to the land he was on.)

10. What did Jacob do in response to God's promise?

(Possible answers: Jacob made a promise to God, he set up the stone he was sleeping on as a sacred stone, he poured out oil on the stone he had been sleeping on, he called the place "Bethel," and he promised that God would be his God.)

What to Do:

Print on paper, one for each Small Group Leader

"Super Boost" Activity Page

August 2025, Week 4, Small Group 2-3

© 2025 Amazing Life Foundation, Inc. All rights reserved.



FAITH IS



BEING SURE



OF WHAT



WE HOPE FOR

What to Do:
Print on colored paper and cut apart, two different color sets for each Small Group.

"Assemble!" Activity Page, NlrV
August 2025, Week 4, Small Group 2-3
© 2025 Amazing Life Foundation, Inc. All rights reserved.



IT IS BEING



SURE OF WHAT



WE DO



NOT SEE



HEBREWS 11:1
NIRV

What to Do:

Print on colored paper and cut apart, two different color sets for each Small Group.

"Assemble!" Activity Page, NIRV

August 2025, Week 4, Small Group 2-3
© 2025 Amazing Life Foundation, Inc. All rights reserved.