

Today's Suggested Schedule—August 2025, Week 3

Bible Story: God Chooses Abram • *Genesis 12:1-9, 15:1-6*

Bottom Line: You can trust that God has a plan.

Monthly Memory Verse: *Faith is being sure of what we hope for. It is being sure of what we do not see.* Hebrews 11:1 (NirV)

Check out our Pinterest page here <https://bit.ly/447HSZi> for a visual on some of the activities.

ORDER OF SERVICE

OPENING SMALL GROUP (20 minutes)

SOCIAL: Providing Time for Fun Interaction

Early Arriver /

Opening Activity

LARGE GROUP (30-35 minutes)

WORSHIP: Inviting People to Respond to God

STORY: Communicating God's Truth in Engaging Ways

- Introduce Monthly Theme Poster
- Review Monthly Memory Verse Poster
- Review Weekly Bottom Line Poster
- Worship (2 Songs - Video)
- Teaching (Story Lab - Video)
- Review Weekly Bottom Line Poster

SMALL GROUP (25-30 minutes)

GROUPS: Creating a Safe Place to Connect

Reinforcement Activity

Prayer Journal

Devotionals for Kids

Parent Cue App

Social

Opening Activity

What You Need:

- ☐ Floor Tape
- ☐ Pillows, Carpet Squares, or Paper

What You Do:

- Before you begin, set up a path around the group space using floor tape (straight or wiggly lines), pillows, carpet squares, paper, or other objects.
- Welcome kids by name as they arrive with a high-five, fist bump, or a wave.
- Invite any kids who brought an offering to place it in the offering container.
- Explain the challenge.
 - Say, "Today we'll pretend the floor is lava!"
 - Kids must use their "x-ray vision" (like superheroes) to spot danger and jump safely across the path.
 - *Optional: Let the kids take turns wearing sunglasses as their "x-ray goggles."*
- *Optional: Use the timer to time each kid and see who can cross the fastest. Consider splitting kids into categories by grades (K-1st, 2nd-3rd, etc.)*
- Continue to play as time and interest allow.

Pray for your group before they arrive. Pray for those who might visit your group for the first time. Express gratitude for God's Son, Jesus, who showed us what it looks like to look out for others, no matter what people may think. Ask God to give the kids in your group hearts that notice and care for others in need. Pray they will have the courage to be kind and stand up for what is right, even when it's hard.

What You Say:

"That was some impressive x-ray vision, friends! You stayed on the path and kept going towards your goal! **[Transition]** Today, we're going to hear a true story from the Bible about two people who God asked to follow Him. Their journey was bumpy, but they followed God as best they could for a long, long time. Let's go find out what happened!"

Lead your group to the Large Group area.

Inclusive Pro Tips:

- Consider the needs of your group and adjust the activity accordingly.
- Some kids might prefer to walk instead of jump. Some kids might need extra time to maneuver the path. Say things like: "You can jump, step, or scoot – just stay on the path!" to keep it fun and flexible.
- Let the kids hold hands or walk alongside someone.

Lead your group to the Large Group area.

LARGE GROUP

What You Need: TV, Pre-Loaded Video Content

What You Do:

- Introduce/Remind kids about the
 - a. Monthly Theme,
 - b. Monthly Memory Verse
 - c. Today's Bottom Line
- Play 1st and 2nd Worship Songs
- Allow kids to grab a snack
- Play Teaching (Story Lab - Video)
- Review Today's Bottom Line

Lead your group to the Small Group activity.

Groups - Creating a Safe Place to Connect

1. Silent Scenes

What You Need: Floor Tape, “Silent Scenes” Activity Page, Small Bowl or Cup

What You Do:

- Place the “Silent Scenes” Activity Page in the small bowl or cup.
- Divide the kids into teams of two or three.
- Explain that each team is to select a strip to act out the events of today’s Bible Story without speaking.
 - Assist any kids who need help reading the strips.
- As a team is acting out the events from today’s Bible Story, instruct the rest of the teams to guess the part of the story that is being acted out.
- If a team guesses correctly, give them a “Super Point” (1 point).
- Play until all the scenes have been acted out.

What You Say:

“Abraham and Sarah lived quite an adventurous life! They trusted God, packed up, and moved when God told them to. And they did this without knowing exactly where they were going! They followed God, and followed God for many, many miles and for many, many years. Abraham and Sarah didn’t always make wise choices throughout their journey, but God was faithful to keep His promises to them.

“When Abraham was 75 years old, God spoke to Abraham and made him several promises, including these main two: God was going to make Abraham into a great nation and God was going to bless the whole world through Abraham. Those promises were a part of the plan God was always working on. Abraham and Sarah didn’t get to see God fulfill those promises completely, but God kept every one. God did make Abraham’s family into a great nation, and He did bless the world through Abraham, because when God sent Jesus to Earth, God chose to put Jesus in Abraham’s family. And Jesus rescued the world.

“No matter what we’re going through in life, we can trust God’s plan too. We’re still in the middle of the story. There’s still a lot of pain and darkness in the world. But NOTHING will stop God from making good things come out of the bad, and making everything right in the end! Those are two of His plans. We just don’t know how long we’ll have to wait to see Him work those out. But He will! He always, always has done what He said He’s going to do. The Bible says that God is working for good in every situation we face. So no matter what, **[Bottom Line] you can trust that God has a plan.** And while you may not know what God is doing, you can know this: God is always working for good in your life.”

[Make It Personal] (Share an age-appropriate time in your life when you were going through something difficult and had to trust that God was working for good in it toward His good plan. Maybe you were trying to meet a deadline, or you were in a tricky situation and didn’t know how it was going to turn out. Share how you have seen God come through in your life and that helps you trust Him.)

Groups 2/4

2. Trust Walk

Live for God | Application Activity

Made to Play

What You Need:

- ☐ Floor Tape

Optional:

- ☐ Blindfold

What You Do:

- Direct kids to form groups of two (a group of three is okay).
- Designate a starting line and a finish line in your group space with floor tape.
- Invite the kids to form a line with their partner behind it.
- Tell the kids to identify who will be the “walker,” and who will be the “guide.”
- Blindfold the walker (if comfortable) or ask them to close their eyes.
- Explain how to play.
 - The “Guide” is to help the “Walker” move safely to the finish line using only their voice (no touching!)
 - They can say things like, “Take one step forward,” “Turn right,” or “Stop!”
- When the “walker” finishes, switch roles so both kids get a turn.
- Continue until every group gets a turn to walk.

What You Say:

“Awesome job, friends! It can feel a little scary to walk without seeing, right? I mean, you really had to trust your partner to guide you to safety!

“In life, we don't always know what's coming next. Even though we can see, there are a lot of things we don't understand, like why it's taking us so long to understand math or if you're ever going to find friends again after your big move. Friends, we CAN trust God's plan for us because we can trust God. He is good and is always working for good! Nothing can stop God's plan to bring good out of hard things and to make everything right in the end. God loves us and knows what's best for us, and **[Bottom Line] you can trust that God has a plan** and it's a good one.”

Inclusive Pro Tips:

- For any kids who need extra processing time, encourage the “Guide” to speak slowly and repeat directions if necessary. Encourage them to be patient.
- Some kids might prefer predictable steps, especially with a blindfold. Walk them through the course before starting.

Groups 3/4

3. Super Freeze Dance

Hear from God | Memory Verse Activity

Made to Move

What You Need:

- ☐ Bibles
- ☐ Device for Playing Upbeat Music

What You Do:

- Give every kid a Bible.
- Direct them to look up Hebrews 11:1 using the Bible Navigation Tips below.
- Repeat the verse together several times.
- Talk through any possibly unfamiliar words or phrases, focusing on the meaning of the verse.
- Say, "We're going to play 'Super Freeze Dance,'" and explain:
 - When the music starts, the kids are to dance around like superheroes!
 - When the music stops, you will call out a word from the Memory Verse.
 - Kids are to freeze and shout out the next word of the verse.
- Repeat starting and stopping the music until they've said the whole verse at least once.
- Let the kids "celebrate" with a victory superhero pose at the end!

Finding verses with 2nd and 3rd graders: Guide them to open their Bibles to the front and find the table of contents. (Hold up a Bible opened to the table of contents to show the kids what the page looks like.) When the kids find the table of contents, lead them to find Hebrews in the list under "New Testament." When the kids find Hebrews, lead them to look at the page number beside the word. Explain that the number tells them on what page they can find Hebrews. Help the kids find the page. When they find Hebrews, explain that the big numbers on the page are the chapter numbers. Help them find chapter 11. Explain that the small numbers are verse numbers. Help them find verse 1 in chapter 11.

What You Say:

"Amazing job moving around like superheroes and saying the Memory Verse! The Bible is God's Word, and it helps us learn more about God, how God loves us, why Jesus came, and how to live life following Jesus. The Bible teaches us what is true!

"This verse reminds us that even though we can't see God with our own eyes, we can see what He's done, and we can trust Him because of it! After all, God is good and everything He has done is good!

"Because God is good, His plan is always good too! There are things in your life that might not make sense. Maybe you moved away from your friends, or you're having a hard time with math. Remember, **[Bottom Line] you can trust that God has a plan!** Whatever the plan is, it is good because God is good!"

Inclusive Pro Tips:

- For kids with sensory sensitivity, consider lowering the volume of the music.
- Some kids might need extra processing time, say the Memory Verse word first, and then freeze to give them time to think.
- For any kids who struggle with movement, invite them to wiggle in place instead of dancing or to do a simple superhero pose instead.

Groups 4/4

4. Pray and Dismiss

Pray to God | Prayer Activity

Made to Reflect

What You Need:

No supplies needed

What You Do:

- Invite the kids to join you in a seated circle.
- Instruct the kids to close their eyes.
- Explain that you will read several statements slowly, say a statement, and if the statement applies to the kids, the kids are to raise their hand (no need to speak).
- One at a time, share the statements below, pausing to allow the kids to raise their hands if the statement applies to them:
 - "I've had a bad day this week."
 - "It's hard to stay positive when things are difficult."
 - "I trust God has a plan, even on my bad days."
 - "I believe that God will make everything right in the end."
- Encourage the kids by letting them know they're not alone! Tell them everyone has tough days, but they can trust God together.
- Close in prayer.


What You Say:

"God, thank You for being with us in every minute of our lives! Sometimes, we don't understand why some things happen. When we're worried or unsure, please remind us that You are good and that nothing can stop Your good plan to make everything right in the end. Please help us trust in You and in Your promise to make everything right in the end because You have never, ever broken a promise. Help us to have faith and trust in You. We love You, and we pray these things in Jesus' name. Amen!

As adults arrive to pick up, invite kids to recite this month's Memory Verse (and bonus if they add a great superhero pose at the end). Challenge the kids to practice it with their families all week long!

Inclusive Pro Tips:

- Some kids might not feel comfortable raising their hands. Offer alternatives, such as placing a finger or fist on their lap.
- Pause for 5-10 seconds between each statement to give the kids time to process.



Abram and his wife Sarai lived in Harran for a long time. They took care of their flocks and herds, and God grew their flocks and herds greatly! Abram and Sarai had lots of animals, but not any children.




When Abram was 75 years old, God spoke to Abram. God told Abram to follow Him, and told Abram that He was going to make Abram's family a great nation.



Abram and Sarai obeyed God, packed up everything they owned, and started out on an epic adventure to follow God.



Abram and Sarai kept traveling until they arrived at a place near a tree. God appeared to Abram there and told him He would give Abram's family the land they were on. Abram was so excited about God's promise, He built an altar to honor God!




The years passed, and still Abram and Sarai had no child. Sometimes they trusted God, and sometimes they made unwise choices out of fear. But God remained faithful. God appeared to Abram in a vision.



God took Abram outside. God said, "Look up at the sky. Count the stars if you can... That's how many children will be born into your family." In spite of all the long years, Abram chose to keep believing in God. It's even recorded that Abram's "faith made him right with God."



When Sarah was 90 and Abraham was 100 years old, God gave them a son named Isaac. Abraham's family grew and grew into a great nation. They eventually became known as the Israelites - God's people!



Many, many years later, in Abraham's family, Jesus would be born! And God would bless the whole world through Him. He would rescue the whole world, just as God had promised Abraham and Sarah!

What to Do:

Print on paper and cut apart, one set for each Small Group

"Silent Scenes" Activity Page

August 2025, Week 3, Small Group 2-3

© 2025 Amazing Life Foundation, Inc. All rights reserved.