

## Today's Suggested Schedule—October 19, 2025

**Today's Bible Story:** Solomon Chooses Wisdom • 1 Kings 3:4-15 (supporting: Proverbs 15:1; 3:5-6; 17:17)

**Today's Bottom Line:** You can ask God for wisdom.

**Monthly Memory Verse:** *It is much better to get wisdom than gold. It is much better to choose understanding than silver.* Proverbs 16:16 (NIRV)

Check out our Pinterest page here <https://bit.ly/447HSZi> for a visual on some of the activities.

### ORDER OF SERVICE

#### **OPENING SMALL GROUP (20 minutes)**

**SOCIAL:** Providing Time for Fun Interaction

Early Arriver /

Opening Activity

#### **LARGE GROUP (30-35 minutes)**

**WORSHIP:** Inviting People to Respond to God

**STORY:** Communicating God's Truth in Engaging Ways

- Introduce Monthly Theme Poster
- Review Monthly Memory Verse Poster
- Review Weekly Bottom Line Poster
- Worship (2 Songs - Video)
- Teaching (Story Lab - Video)
- Review Weekly Bottom Line Poster

#### **SMALL GROUP (25-30 minutes)**

**GROUPS:** Creating a Safe Place to Connect

Reinforcement Activity

Prayer Journal

## **Social**

### **Opening Activity**

#### **Made to Connect**

*Pray for your group before they arrive. Pray for kids who will visit your group for the first time. Recall an age-appropriate story about a time when the Holy Spirit helped you make a wise choice. Thank God that you don't have to figure things out all by yourself. Pray that God's Spirit would help each kid in your group be bold and brave enough to ask for help. Ask God to show them that wisdom isn't just for grown-ups—it's how God shows how to follow His ways! Ask God to help you be ready to listen, encourage, and remind them that God will always hear when they ask for wisdom.*

#### **What You Need:**

- ☐ Beach ball

#### **What You Do:**

- Welcome the kids with a high five or fist bump as they arrive,
- Invite the kids to stand in a circle.
- Select one kid to toss the beach ball to someone else.
- When a kid catches it, ask them a "Get to Know You" question.
- After answering, instruct the kid to toss the ball to someone new.
- Read another question aloud to the kid who has caught the beach ball.
- Continue until every kid has had a turn to answer a question!

#### Get to Know You Questions

1. What's your favorite flavor of ice cream?
2. If you could have any superpower, what would it be?
3. What's your favorite part of an amusement park? The food, rides, or something else?
4. If you could have any animal as a pet— even a wild one—what would you pick?
5. What's your favorite thing to do on a rainy day?
6. If you opened your own restaurant, what kind of food would you serve?
7. What's the funniest thing that's ever happened to you?
8. If you could switch places with a character from a book or movie, who would it be?
9. What's your dream vacation?
10. What's your favorite color?

#### **What You Say:**

"That was fun! I love learning about each of you and seeing how creative and curious you are.

"Asking questions helps us get to know each other. But did you know it's also how we get to know God?

**"Today in our true story from the Bible, we're going to hear about a king who asked God for something REALLY big. God didn't just hear his question, He answered it in an epic way. Let's go find out what happened and why it matters for us today!"**

**Lead your group to the Large Group area.**

## **2. LARGE GROUP**

**What You Need:** TV, Pre-Loaded Video Content

**What You Do:**

- Introduce/Remind kids about the
  - a. Monthly Theme,
  - b. Monthly Memory Verse
  - c. Today's Bottom Line
- Play 1st and 2nd Worship Songs
- Allow kids to grab a snack
- Play Teaching (Story Lab - Video)
- Review Today's Bottom Line

**Lead your group to the Small Group activity.**

## 1. Wisdom Fast Pass

**Talk about God | Bible Story Review  
Made to Play**

### What You Need:

- ☐ “Wisdomland Review” Activity Page
- ☐ “Wisdomland Fast Pass” Activity Page
- ☐ *Optional: Tape*

### What You Do:

- Before you begin, place or tape the five “Wisdomland Review” Activity Pages around your group space like stations at a theme park.
- Divide the kids into two teams.

### Play Together:

- Assign one team to begin at Land #1, and the other team at Land #5 to avoid crowding.
- Say, “At each Wisdomland, your team will read and answer the Bible Story questions! We’ll come together to discuss the answers at the end.”
- Direct the teams to rotate clockwise through the five lands until they’ve answered every question.
- Give every kid a “Wisdomland Fast Pass” Activity Page to celebrate their efforts when they’re finished!

### Story Review Answer Key

1. **When God appeared to Solomon in a dream, what did He say to Solomon?** (God said, “Ask for anything you want me to give you.” —1 Kings 3:5 NIV)
2. **What did Solomon ask for instead of money, strength, or chicken sandwiches?** (*wisdom—an understanding heart to know what is right—1 Kings 3:9*)
3. **How did God respond to Solomon’s request for wisdom?** (*God was pleased and gave him wisdom, plus wealth and honor—1 Kings 3:10-13.*)
4. **What book of the Bible includes many of Solomon’s wise sayings?** (*Proverbs*)
5. **How can we seek God’s wisdom in our own life?** (*Read the Bible, talk to trusted people who follow Jesus, pray, and keep learning about Him at church.*)

### What You Say:

“Amazing job working together to answer questions from today’s true story from the Bible!

“Even though Solomon was a king, he knew that he didn’t have what it took to lead a kingdom on his own. Think about this: Solomon could have asked for ANYTHING. But he didn’t. He asked for wisdom. The kind of wisdom that helps you know what’s right, even when it’s hard. And that request made God so happy! God loves to share His wisdom!

“Friends, God isn’t far away. Just like Solomon asked for wisdom, we can ask for wisdom too. God is always with us, and He wants to help us make wise choices and live well. God is the source of all wisdom—He is the wisest! Remember, **you can ask God for wisdom!**”

## 2. Sticky Prayers

### Live for God | Application Activity Made to Imagine

#### You'll Need:

- ☐ "Sticky Prayers" Activity Page
- ☐ Sticky notes
- ☐ Markers
- ☐ Finished Sticky Prayers example

#### You'll Do:

- Sit on the floor or around a table.
- Give every kid a "Sticky Prayers" Activity Page and six sticky notes.
- Set out the markers.

#### Imagine Together:

- Ask: "When is a time you've needed help making a wise choice?"
  - *Encourage kids to think about real-life situations like a conversation with a friend, a time they felt angry, or when they were unsure what to do.*
- Say, "We've been discovering all month long that true wisdom comes from God! He is the wisest, and He wants to give us wisdom so we can go through life well. Each of the prayers on your page are ways we can talk to God when we need His wisdom."
- Point out the nine situations and feelings at the bottom of the page.
- Direct the kids to write (or draw) each situation on their sticky notes.
- Lead the kids to take each sticky note and place it on top of the nine prayer prompts on the page.

#### What You Say:

"Awesome job with these Sticky Prayers, friends! These are real moments when we can stop, talk to God, and say: 'God, will You give me wisdom?' Maybe you need help figuring out what to say to a friend who's sad. Or how to do the right thing, even when no one's watching. These are all moments when we should lean in to God's presence with us and ask God for help!

"Friends, following Jesus is THE best decision you'll ever make. Why? Not only does Jesus give you a brand-new life where you can be close friends with God, but He gives you the gift of the Holy Spirit to live with you and guide you! That means you're never, EVER, alone! When you ask God for wisdom, the Holy Spirit might give you a new idea, or help you understand what's true!

"Take your Sticky Prayers home and keep them somewhere you'll see them. You can use these prayers to start your conversation with God anytime. Let them remind you that **you can ask God for wisdom!**"

### 3. God's Word and Wisdom

#### What You Need:

- ☐ Bibles

#### What You Do:

- Divide the group into two teams.
- Give each team two Bibles.
- Direct them to look up Proverbs 16:16.

***Finding verses for 2-3<sup>rd</sup> graders:*** Guide them to open their Bibles to the front and find the table of contents. (Hold up a Bible opened to the table of contents to show the kids what the page looks like.) When the kids find the table of contents, lead them to find the name of the book in the list. When they find the book, lead them to look at the page number beside it. Explain that the number tells them on what page they can find that book. Help the kids find the page. When they find the book, explain that the big numbers on the page are the chapter numbers. Help them find the correct chapter. Then explain that the small numbers are verse numbers. Help them find the correct verse in that chapter.

- Review any words in the verse that might be unfamiliar to the kids.
- Give the teams several minutes to practice the verse aloud.

#### *Move Together:*

- Say, "I'm going to read Proverbs 16:16 with one word missing each time. Your team is to huddle together and guess the missing word. Raise your hands when you know it!"
  - *Encourage kids to use their Bibles if needed.*
- Keep it fun by changing which word is missing for each round.
- After the last round, gather the teams and say the entire verse together!
- *Optional: Create a point system, giving each team a point for guessing the correct word missing for each round. The team with the most points at the end wins!*

#### *Talk Together:*

- Gather the kids to discuss.
- Ask: "Why do you think God's wisdom is worth more than gold or silver?" (*Help kids consider how money and treasures can't help you make the wise choice, but God can because He is all knowing!*)

#### What You Say:

"Proverbs 16:16 tells us that wisdom is better than gold or silver. That's a BIG deal. Because gold and silver are pretty valuable. Today that might look like winning a trophy, or getting tons of likes online. This verse reminds us that wisdom is much more helpful and useful than these things! Why? Because it comes from God Almighty! It comes from the King of all Himself!

"Godly wisdom helps us live God's way, and that's the very best way.

"So, the next time you're stuck and not sure what to do, remember Proverbs 16:16 and say, 'God, I need Your wisdom! Remember, **you can ask God for wisdom** anytime.'"

#### 4. Pray and Dismiss

##### Pray to God | Prayer Activity

##### Made to Reflect

##### You'll Need:

- ☐ Sticky Prayers Activity Pages from "Sticky Prayers: Activity (Application Activity)"

##### You'll Do:

- Give kids their Sticky Prayers page and invite them to find a quiet spot in your group area.
- Say, "This is a moment just between you and God! Look at the nine prayer squares on your page. Remember we connected them to different feelings—like sadness, excitement, frustration, or confusion."
- Ask:
  - "Think about how you're feeling today. What square matches that feeling the most right now?"
- Explain that they can ask God for wisdom in any situation.
- Direct the kids to read the prayer in that square quietly to themselves.
- Close in prayer.

##### Prayer:

"Dear God, thank You for always being with us—no matter how we're feeling or what's going on around us. We are SO grateful that You understand each of our hearts, and You give us everything we need. Please help us to remember that You are the wisest and **we can ask You for wisdom**. We love You, God, and we pray these things in Jesus' name. Amen."

*[As adults arrive to pick up, encourage kids to share that we can always stop, pray, and ask God for wisdom, no matter what we're facing because He is with us. Invite the kids to share their Sticky Prayers cards.]*

##### **Inclusive Pro Tips:**

- If your group desires personal connection, allow them to pair up with another kid.



An illustration of a ship with three masts and yellow sails on a dark teal sea. In the foreground, a large, light beige rectangular box contains text. The background features a yellow sky with stylized grey clouds and a dark teal landmass with a palm tree on the right.

**When God appeared to  
Solomon in a dream, what  
did He say to Solomon?**

**What to Do:**  
Print on cardstock, one set for each Small Group.

**"Wisdomland Review" Activity Page**  
October 2025, Week 3, Small Group 2-3  
© 2025 Amazing Life Foundation, Inc. All rights reserved.





**What did Solomon ask  
for instead of money,  
strength, or chicken  
sandwiches?**

**What to Do:**  
Print on cardstock, one set for each Small Group.

**"Wisdomland Review" Activity Page**  
October 2025, Week 3, Small Group 2-3  
© 2025 Amazing Life Foundation, Inc. All rights reserved.



**How did God respond  
to Solomon's request  
for wisdom?**

**What to Do:**  
Print on cardstock, one set for each Small Group.

**"Wisdomland Review" Activity Page**  
October 2025, Week 3, Small Group 2-3  
© 2025 Amazing Life Foundation, Inc. All rights reserved.





**What book of the Bible  
includes many of  
Solomon's wise sayings?**

**What to Do:**  
Print on cardstock, one set for each Small Group.

**"Wisdomland Review" Activity Page**  
October 2025, Week 3, Small Group 2-3  
© 2025 Amazing Life Foundation, Inc. All rights reserved.




**How can we seek  
God's wisdom in our  
own life?**

---

**What to Do:**  
Print on cardstock, one set for each Small Group.

**"Wisdomland Review" Activity Page**  
October 2025, Week 3, Small Group 2-3  
© 2025 Amazing Life Foundation, Inc. All rights reserved.






## FAST PASS




It is much better to get wisdom than gold.  
It is much better to choose understanding  
than silver. —Proverbs 16:16 (NirV)



## FAST PASS




It is much better to get wisdom than gold.  
It is much better to choose understanding  
than silver. —Proverbs 16:16 (NirV)



## FAST PASS




It is much better to get wisdom than gold.  
It is much better to choose understanding  
than silver. —Proverbs 16:16 (NirV)



## FAST PASS




It is much better to get wisdom than gold.  
It is much better to choose understanding  
than silver. —Proverbs 16:16 (NirV)



## FAST PASS



It is much better to get wisdom than gold.  
It is much better to choose understanding  
than silver. —Proverbs 16:16 (NirV)



## FAST PASS




It is much better to get wisdom than gold.  
It is much better to choose understanding  
than silver. —Proverbs 16:16 (NirV)



## FAST PASS




It is much better to get wisdom than gold.  
It is much better to choose understanding  
than silver. —Proverbs 16:16 (NirV)



## FAST PASS




It is much better to get wisdom than gold.  
It is much better to choose understanding  
than silver. —Proverbs 16:16 (NirV)



## FAST PASS



It is much better to get wisdom than gold.  
It is much better to choose understanding  
than silver. —Proverbs 16:16 (NirV)



## FAST PASS



It is much better to get wisdom than gold.  
It is much better to choose understanding  
than silver. —Proverbs 16:16 (NirV)

### What to Do:

Print on cardstock and cut apart, one card for every kid

"Wisdomland Fast Pass" Activity Page, NirV

October 2025, Week 3, Small Group 2-3

© 2025 Amazing Life Foundation, Inc. All rights reserved.

"God, I'm  
overwhelmed.  
Please calm my  
heart and fill me  
with Your peace."

"God, I feel like I don't  
belong, remind me I'm  
Yours!"

"God, I don't know  
what to do. Show  
me the wise  
choice."

"God, I messed up.  
Please forgive me  
and help me make  
it right."

"God, thank You  
for the good  
things You've  
given me. Help me  
be wise with  
them."

"God, I feel alone.  
Remind me You're  
always with me  
and You care."

- Feeling left out
- Not knowing what to pray
- Arguing with a sibling

- Trying to make a hard choice
- Feeling overwhelmed
- Wondering if you're good enough

#### What to Do:

Print on paper, one for every kid.

#### "Sticky Prayers" Activity Page

October 2025, Week 3, Small Group 2-3

© 2025 Amazing Life Foundation, Inc. All rights reserved.