

Today's Suggested Schedule—October 2025, Week 2

Today's Bible Story: David and the Psalms • *Psalms 1:1-4*

Today's Bottom Line: If you want to be wise, focus on God.

Monthly Memory Verse: *It is much better to get wisdom than gold. It is much better to choose understanding than silver.* Proverbs 16:16 (NIRV)

Check out our Pinterest page here <https://bit.ly/447HSZi> for a visual on some of the activities.

ORDER OF SERVICE

OPENING SMALL GROUP (20 minutes)

SOCIAL: Providing Time for Fun Interaction

Early Arriver /

Opening Activity

LARGE GROUP (30-35 minutes)

WORSHIP: Inviting People to Respond to God

STORY: Communicating God's Truth in Engaging Ways

- Introduce Monthly Theme Poster
- Review Monthly Memory Verse Poster
- Review Weekly Bottom Line Poster
- Worship (2 Songs - Video)
- Teaching (Story Lab - Video)
- Review Weekly Bottom Line Poster

SMALL GROUP (25-30 minutes)

GROUPS: Creating a Safe Place to Connect

Reinforcement Activity

Prayer Journal

1. Opening Activity

What You Need:

- ☐ Construction paper
- ☐ Markers
- ☐ Scissors

What You Do:

- Welcome kids with a high five, fist bump, or a wave as they arrive.
- Give each kid two pieces of construction paper, scissors, and a marker.

Create Together:

- Instruct the kids to draw two hearts, one on each piece of paper.
- Encourage them to use the scissors to cut the hearts out.
- On one heart, ask them to write or draw something they love.
- On the second heart, instruct them to write or draw something they want to understand better about God, or something they want to learn to be wise about.
 - *For example, maybe they want to learn how to be a better friend. Or maybe they have a question about the Holy Spirit.*
- While they work, spark conversation and ideas with the following questions:
 - *“Have you ever needed help making the right choice or knowing what to do?”*
 - *“Is there something about God or the Bible you’d love to understand more?”*

What You Say:

“I loved getting to hear your questions and the ways you want to grow in wisdom!”

“Let’s go hear about someone who wasn’t perfect, but made knowing God and being His friend the biggest focus of his life!”

Lead your group to the Large Group area.

2. LARGE GROUP

What You Need: TV, Pre-Loaded Video Content

What You Do:

- Introduce/Remind kids about the
 - a. Monthly Theme,
 - b. Monthly Memory Verse
 - c. Today's Bottom Line
- Play 1st and 2nd Worship Songs
- Allow kids to grab a snack
- Play Teaching (Story Lab - Video)
- Review Today's Bottom Line

Lead your group to the Small Group activity.

Groups

3. Stick of Shift

Talk about God | Bible Story Review Made to Move

What You Need:

- ☐ Bible marked at Psalm 1
- ☐ Floor tape
- ☐ “Stick or Shift” Activity Page

What You Do:

- Mark a straight line with floor tape down the center of your group space. The line should be long enough for every kid to stand on it.
- Invite the kids to line up on the tape line.

Move Together:

- One at a time, read the “Stick or Shift” Activity Page scenarios.
- After each scenario, give the kids a chance to respond.
 - If the person in the scenario is making a wise choice (God’s way), encourage the kids to stay on the tape line and stomp their feet.
 - If the person in the scenario is making an unwise choice, encourage the kids to take one big step to either side.
- Continue until all scenarios have been read and discussed.

Talk Together:

- Open the marked Bible to Psalm 1.
- Select a kid to read Psalm 1:1-4 to the group.
- Ask:
 - *What do you think it means to be like a strong tree planted near a stream of water?*
 - *What kinds of things help you grow your faith roots deep in God?*
- Share with kids that Psalm 1 teaches us that people who stay close to God and follow His ways are like strong trees planted by a stream.
 - *Explain to kids that this verse reminds them that when they focus on God (reading the Bible, praying, learning from Jesus, and trying to make wise choices) they’re like that tree. They’re soaking up God’s truth like water! It means when hard things happen, like someone is unkind or they don’t know what to do, they don’t fall apart, they can stay rooted and ask God for wisdom along the way. They can keep trusting God, and He will help them stand tall, just like that tree! If they want to grow wise and live a strong life that honors God, focus on Him!*

What You Say:

“Awesome job, friends! When we choose God’s way (*stand on the line and stomp*), we are choosing the way that will make us strong and our roots go down deep!

“We just read some of Psalm 1. We don’t know if David wrote the psalm we just read, but we do know that he wrote many, many psalms—and we know he knew the truth of Psalm 1. He knew that God is good and that His ways are good.

“God is the wisest! That means that His ways to live are best. If we follow His ways, which He tells us in the Bible, we will be like a strong tree, with strong roots.

“So David spent his whole life working on his friendship with God. He wasn’t perfect, but he focused his life on growing closer to the wise One.

“And God wants all of us to live wisely too. One of the reasons He gave us the Bible is so we can learn about Him and His wise ways.

“So, be like King David, and be like the psalmist, and get to know God and His ways! You will find that as you follow Him, you’ll be a strong tree with deep roots. As you get to know the wise One, you will grow wise. **If you want to be wise, focus on God!**”

[Make It Personal] Share an age-appropriate example of a time you needed God’s wisdom to make the wise choice. Maybe it was in a conversation with a friend. Did you pray, read Scripture, or talk to a trusted friend who follows Jesus? Share how God provided the wisdom you needed.

Inclusive Pro Tips:

- For an option with less movement, allow the kids to sit and lean to one side or the other to communicate their choice.

4. Map to Wisdomland*

Live for God | Application Activity Made to Explore

What You Need:

- ☐ Bibles
- ☐ "Map to Wisdomland" Activity Page
- ☐ Pencils
- ☐ Coloring supplies

What You Do:

- Give every kid a "Map to Wisdomland" Activity Page and a pencil.
- Divide kids into groups of 2-3.
- Give each group a Bible.

Explore Together:

- Say, "Each stop on your map has a special verse that gives us wisdom from God. One of the reasons God gave us the Bible is to help us find wisdom! Think of this map like an amusement park. Each ride or station teaches us something true and helps us discover how to live with some of the wisdom God has given us."
- Lead the groups to "travel" around the map, read about the situation listed, and look up the Bible verses to see how God's wisdom from the Bible can help in each situation.
- Refer to the "Station Answers" to help kids fill in their maps correctly.

Finding verses for 2-3rd graders: Guide them to open their Bibles to the front and find the table of contents. (Hold up a Bible opened to the table of contents to show the kids what the page looks like.) When the kids find the table of contents, lead them to find the name of the book in the list. When they find the book, lead them to look at the page number beside it. Explain that the number tells them on what page they can find that book. Help the kids find the page. When they find the book, explain that the big numbers on the page are the chapter numbers. Help them find the correct chapter. Then explain that the small numbers are verse numbers. Help them find the correct verse(s) in that chapter.

- Continue until every group has reviewed each area of the map.
- Set out the coloring supplies where everyone can access them.
- Invite the kids to decorate their map with coloring supplies.
- Encourage the kids to write their names on their paper.
- Invite the kids to fold their "maps" on the two light lines to create a trifold "map."

Station Answers:

- **Trust Tower:** I can trust in the Lord because His understanding is greater than mine.
- **Patience Plunge:** I can wait patiently because God's timing is always right.
- **Courage Coaster:** I can be strong because God is with me wherever I go.
- **Kindness Carousel:** I can be kind because Jesus has been kind to me first.
- **Wisdom Wheel:** I can ask God for wisdom and He will help me make the right choice.
- **Forgiveness Food Court:** I can forgive because Jesus forgives me every time.

What You Say:

“That was so fun! Didn’t it kind of feel like we were at an amusement park? There are so many different rides at an amusement park, and as we saw, God has given us wisdom for so many different situations!

“Have you ever been on a roller coaster before? It’s full of ups, downs, bumps, twists, and turns. Life can feel that way at times. But the truth of our lives is this: God is with us through every high and low. And He wants us to live wisely no matter what we face in the ride of life! That’s part of the reason why He gave us the Bible, to give us the direction we need to follow His ways!

Ask your group this question: Who do you listen to? Explain to the kids that wise people spend time with wise people who follow God! Think about the people in your everyday life (friends, family, leaders) who you listen to. Who do you go to when you need advice or help?

“So when you’re facing something confusing, getting ready to have a hard conversation with a friend, deciding what’s right when everyone else is doing the wrong thing, or needing to take a deep breath before saying something you might regret—pause! Ask God for help. Ask Him to remind you of His truth and wisdom in the Bible. Talk to a trusted adult who follows Jesus. **If you want to be wise, focus on God!**”

Inclusive Pro Tips:

- Read the verses aloud to your group as they travel around the room.

5. Pray and Dismiss

Pray to God | Prayer Activity Made to Reflect

What You Need:

- ☐ “Map to Wisdomland” Activity Pages from “Map to Wisdomland” Activity (Application Activity)
- ☐ Pencils

What You Do:

- Give each kid their “Map to Wisdomland” Activity Pages from earlier.
- Give every kid a pencil.
- Say, “God gives us wisdom through His Word, the Holy Spirit, and through people who love and follow Him!”
- Direct the kids to turn the map over and write three wise people they know who follow Jesus.
- Help them think through their answers by asking:
 - *Who do you know who follows Jesus and loves others?*
 - *Who’s someone you know who feels safe to ask for help when you don’t know what to do?*
 - *Who is someone who prays with you or helps you learn about God?*
- Encourage the kids to thank God for those people as they write!

Prayer:

“Dear God, thank You for being the source of ALL wisdom! Thank You that You gave us the Bible because You want us to be wise. And also thank You for putting people in our lives who follow You because You want us to be wise. Help us to be like David and to focus our lives on our friendship with You. We want to be close to You and wise like You are! Teach us to listen to You and the people who know You well. We love You, God, and we pray these things in Jesus’ name. Amen.”


[As adults arrive to pick up, encourage kids to share their page from the “Map to Wisdomland” Activity. Encourage them to point out the Scripture that stood out to them the most today.]

Inclusive Pro Tips:

- Instead of writing, allow kids to draw or verbally communicate the names of their three wise people.

Stick or Shift

- Mia chooses to pray before her math test and ask God for peace because she feels nervous.
- Leo hears someone being made fun of and chooses to laugh along to fit in.
- Aaliyah reads her Bible before bed because she wants to know more about God.
- Braxton gets mad at his brother and says something mean on purpose.
- Zoe forgives her friend even though it was really hard.
- Noah keeps copying answers from Jayce's homework.
- Jordan sings worship songs and thinks about what the words mean.
- William ignores his parents when they ask him to help clean up.
- Madison asks God to help her be kind to a kid who was mean to her.
- Liam always wants his way and refuses to share during free time at school.

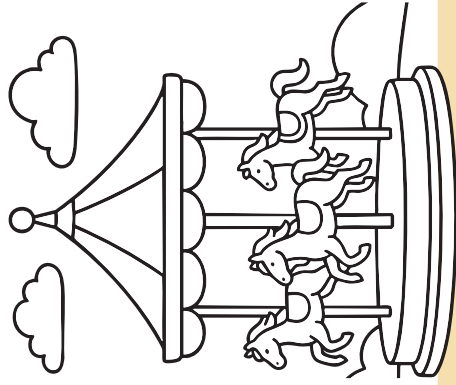


Trust Tower

You feel nervous about making new friends.

I'll remember: "I can ____ in the Lord because His understanding is greater than mine."

Proverbs 3:5




Kindness Carousel

Someone is being unkind to you at school.

I'll remember: "I can be ____ because Jesus has been kind to me first."

Ephesians 4:32

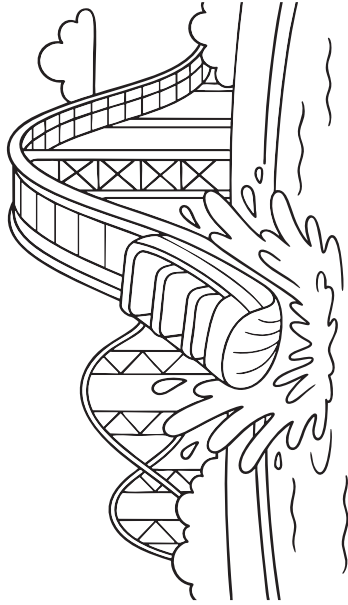


Wisdom Wheel

You're not sure which choice to make.

I'll remember: "I can ask ____ for wisdom and He will help me make the right choice."

James 1:5

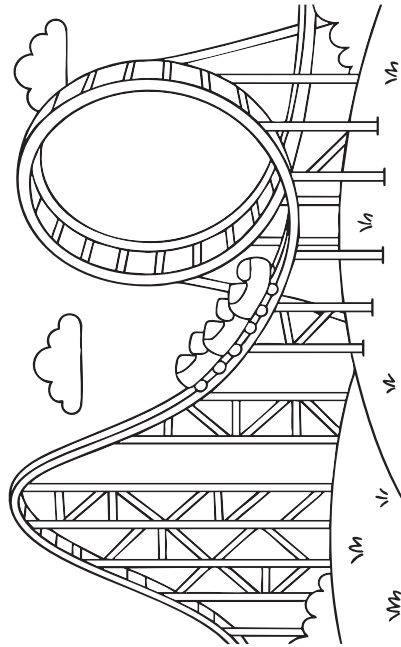


Patience Plunge

You're waiting for something you really want.

I'll remember: "I can wait ____ because God's timing is always right."

Romans 8:25

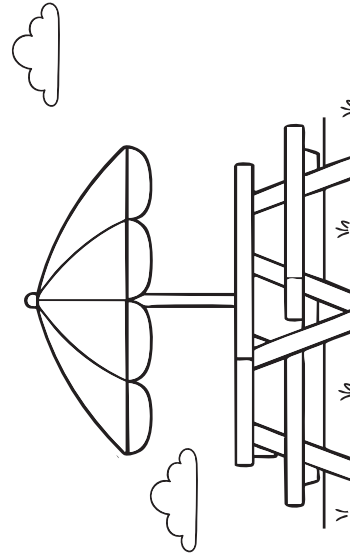


Courage Coaster

You're scared to speak up or do the right thing.

I'll remember: "I can be ____ because God is with me wherever I go."

Joshua 1:9



Forgiveness Food Court

Someone hurt your feelings, and you don't feel like forgiving.

I'll remember: "I can ____ because Jesus forgives me every time."

Colossians 3:13