



GIVING PLATFORM TRANSITION GUIDE

Moving from ECC Online Giving to Subsplash



SUBSPASH®

Launch Date: January 1, 2026

What's included in this guide:

- ***Pages 1–7: How to get started with Subsplash***
- ***Pages 8–12: How to cancel recurring gifts in the ECC Online Giving Portal***

Step-by-Step Instructions to make a
payment on


SUBSPLASH®

for



Available January 1st, 2026

Step 1: Go to <https://www.hopecenter.cc/give> (or [click here](#))



Scroll Down



Why we give.

\$0

Fund

Select Fund

Frequency

One-time


Weekly

Monthly

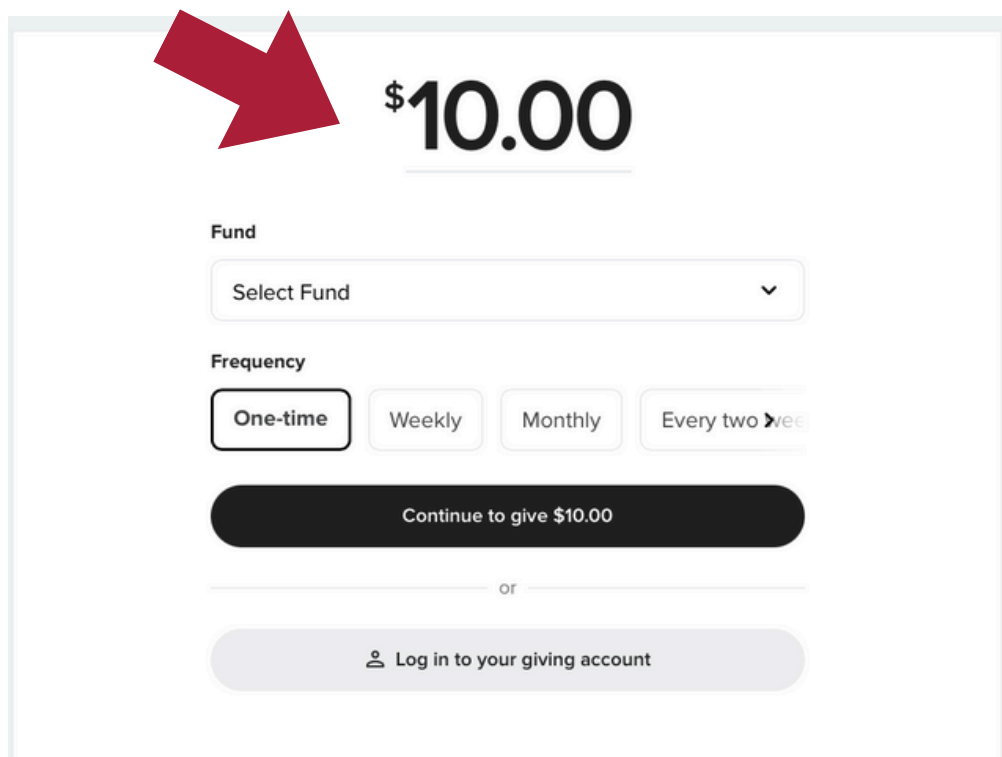
Every two weeks

Continue to give \$0.00

or

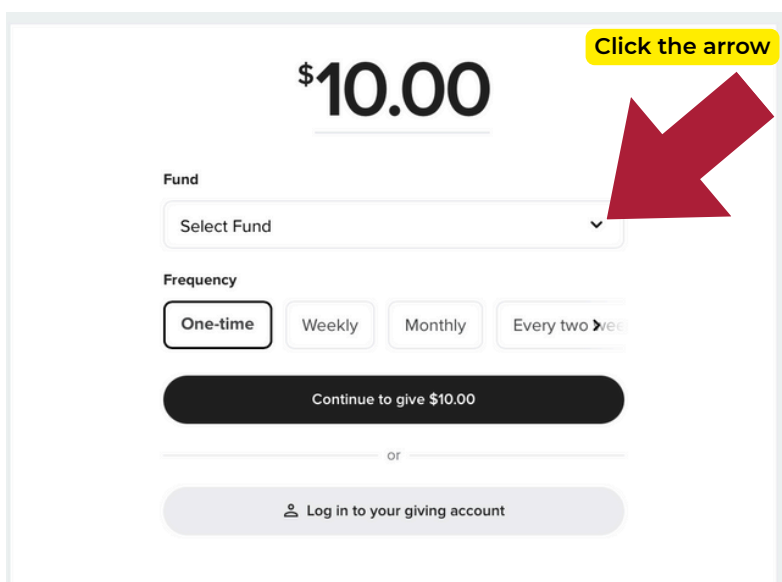
 Log in to your giving account

Step 2: Click the large font number & Type in the amount you would like to give

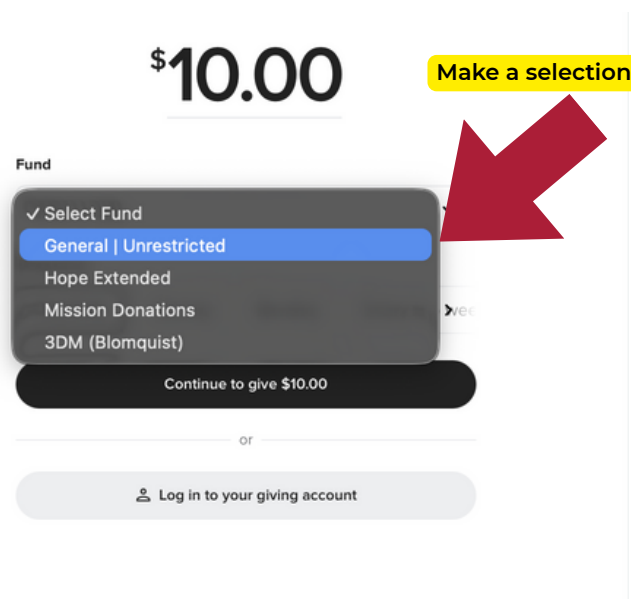


The screenshot shows a giving interface. At the top, the amount "\$10.00" is displayed in a large font. A red arrow points to this amount. Below the amount, there is a "Fund" dropdown menu with the text "Select Fund" and a downward arrow. Underneath, the "Frequency" section has four buttons: "One-time" (which is selected), "Weekly", "Monthly", and "Every two weeks". Below these is a black button that says "Continue to give \$10.00". At the bottom, there is a light gray button with a person icon and the text "Log in to your giving account".

Step 3. Select the Fund (General | Unrestricted is to give to the General Hope Center Giving)



This screenshot shows the same giving interface as before, but with the "Fund" dropdown menu open. A red arrow points to the dropdown arrow icon. The dropdown menu lists several options: "Select Fund" (with a checkmark), "General | Unrestricted" (highlighted in blue), "Hope Extended", "Mission Donations", and "3DM (Blomquist)". The rest of the interface, including the frequency buttons and the "Continue to give \$10.00" button, remains the same.



This screenshot is similar to the previous one, showing the "Fund" dropdown menu open with "General | Unrestricted" selected. A red arrow points to the dropdown menu. The interface elements are consistent with the previous screenshots, showing the amount "\$10.00", frequency options, and the "Continue to give \$10.00" button.

Step 4. Select the Frequency [You can choose between one-time, weekly, monthly, every two weeks, or twice a month]

\$10.00

Fund

General | Unrestricted

Frequency

One-time

Weekly

Monthly

Every two weeks

Continue to give \$10.00

or

Log in to your giving account

Step 5. Hit Continue

\$10.00

Fund

General | Unrestricted

Frequency

One-time

Weekly

Monthly

Every two weeks

Continue to give \$10.00

or

Log in to your giving account

Step 6. You will be asked to create an account or login



Log in or sign up

Mobile phone number

+1 (XXX) XXX-XXXX

We'll text you to confirm your number.

Continue

or

Continue with Email

Continue with Google

Continue with Facebook

Continue with Apple

By continuing you agree to Subsplash's [Terms of Use](#) and [Privacy Policy](#).

****If you have an account with us from the app you can log in with the same email**



Steps 7-8 Will be for creating an account. If you were able to login, head to step 9

Step 7. Or To create an account, follow the prompts to enter in your information

If you used a cell phone number, a security code will be sent to you

Enter the code that was sent to your phone

We sent a code to +1 (925) 285-6098
This code is valid for 15 minutes.

Fill code 235505
From Messages

I didn't get a code

[Log in another way](#)

SUBSPASH

© 2025 Subsplash, Inc.

This site is protected by reCAPTCHA Enterprise and the [Google Privacy Policy](#) and [Terms of Service](#) apply.

Enter your first name, Last name, & email

Just one more thing

Add your name and email to complete your account.

Name

First Name Last name

Email

your email

Continue

[Log in another way](#)

hit continue


SUBSPASH


© 2025 Subsplash, Inc.

This site is protected by reCAPTCHA Enterprise and the [Google Privacy Policy](#) and [Terms of Service](#) apply.

Step 8. Verify your account by entering the code from your email address

This is an Example Code. You must type your own code here





Enter the code that was sent to your email

We sent a code to **your email** @gmail.com
This code is valid for 15 minutes.

7

2

3

6

2

0

I didn't get a code

[Log in another way.](#)

SUBSPASH
© 2025 Subsplash, Inc.
This site is protected by reCAPTCHA Enterprise and the

Step 9. Your account has been created (or you've been logged in)

Now you can add a payment method




Give to Hope Center Covenant Church

Gift


\$10.00 • Monthly • Starts today

General | Unrestricted




+ Add another gift

Contact




Your First & Last Name Here
[your email here]

Payment



New payment method
Add a card or bank account

☐
Cover processing fee (\$0.54)


Add a note

Step 10. Click Add New Payment Method

Give to Hope Center Covenant Church

Gift

\$10.00 • Monthly • Starts today

General | Unrestricted

+ Add another gift

Contact

FT Your First & Last Name Here
[your email here]

Payment

+ New payment method
Add a card or bank account

☐ Cover processing fee (\$0.54)

Add a note

You can select to use a card or connect your bank account

Add payment method

Card

Card number

1234 1234 1234 1234

VISA MASTERCARD AMERICAN EXPRESS DISCOVER

Expiration date

MM / YY

Security code

CVC

123

Country

United States

ZIP code

12345

By providing your card information, you allow Hope Center Covenant Church to charge your card for future payments in accordance with their terms.

US bank account

Apple Pay

Cancel

Add

Enter your information and hit add

Once payment is added. Hit Give

Gift

\$10.00 • Monthly • Starts today

General | Unrestricted

+ Add another gift

Contact

FT First Name Test
your email @gmail.com

Payment

+ New payment method
Add a card or bank account

... ####
First Name Test • 9/2026

☐ Cover processing fee (\$0.54)

Add a note

Give \$10.00



Thanks for your gift!

Check your email for a receipt.

Give another gift

Done!

Step-by-Step Instructions to Manage or Cancel Your Covenant Giving

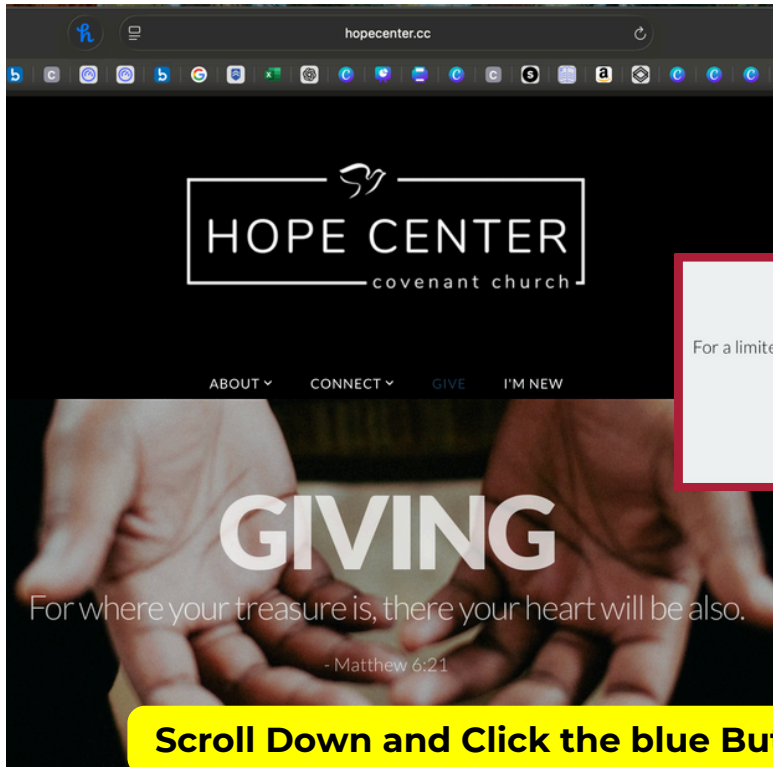


for



Step 1. Head to the CovGive Site ([click here](#))

or can be accessed via <https://www.hopecenter.cc/give>



Already have a recurring gift set up?
For a limited time, our previous giving platform will remain available so you can log in and cancel or update any existing recurring gifts before we fully retire it.

ACCESS PREVIOUS GIVING PLATFORM

Scroll Down and Click the blue Button to “Access Previous Giving Platform”

[View Your Donations](#) | [How To Donate](#) | [FAQ](#) | (888) 606-5762

[Login](#) [Giving Cart \(0\)](#)



CovGive Home Webpage

[Home](#) [Customer Service](#) [Contact Us](#)

Hope Center Covenant Church - Pleasant Hill, CA



Thank you for supporting Hope Center Covenant Church.
We rely on your generosity to help us continue to grow in the service of God.

Step 2. Login to CovGive



Hope Center Covenant Church - Pleasant Hill, CA



*Thank you for supporting Hope Center Covenant Church.
We rely on your generosity to help us continue to grow in the service of God.*



DONORS LOGIN BELOW

[NEW DONORS SIGN UP HERE](#)

My email address is *(required)*

name@domain.com

My password is *(required)*

password

☐ Stay signed in on this computer ?

Login

FORGOT YOUR PASSWORD?

If you forgot your password, to request a new ONE TIME use only password via e-mail, please enter your e-mail address below, and click the 'Request A New Password' button. You will then have to immediately change this password again after you login with it next time. Passwords are not recoverable in the system, so if you lost your password, the only option is to request a new one time use temporary password.

My email address is *(required)*

Enter your login credentials
(email & password)

Step 3. Once Logged in, you'll be taken back to the Home Page

[View Your Donations](#) | [How To Donate](#) | [FAQ](#) | (888) 606-5762

[Your Name](#) ▶ [Logout](#) [Giving Cart \(0\)](#)



[Home](#) [Customer Service](#) [Contact Us](#)

Click on your account (icon / your name)

Hope Center Covenant Church - Pleasant Hill, CA



*Thank you for supporting Hope Center Covenant Church.
We rely on your generosity to help us continue to grow in the service of God.*

Step 4. Your Account Information is pulled up

[View Your Donations](#) | [How To Donate](#) | [FAQ](#) | (888) 606-5762

[Your Name](#) ▶ [Logout](#) [Giving Cart \(0\)](#)



[Home](#) [Customer Service](#) [Contact Us](#)

Account Information

You have active recurring donations: [View](#)

[View Your Giving History](#)

Here is where you can adjust recurring payments. Click view

Your Account and Contact Information

Your account information is used to login to the site. Please save your password in a safe place.

Your First Name (required)

First Name

Your Last Name (required)

Last Name

Your Email (required)

YourEmail@example.com

Change Your Password (optional)

password

(at least 7 chars long, must include one number)

Confirm Your Password (optional)

password

Phone (required)

Step 5. View your Recurring Donations & Donation History



[Home](#) [Customer Service](#) [Contact Us](#)

You have active recurring donations:

Original Recurring Order Number: #####
Subscription ID: #####
RecurringIndex: 1
Created On: 12/29/2025

[Stop Future Billing](#)

**Click STOP
FUTURE BILLING**

Gift/Donation/Event/Dues	Amount	NEXT DONATION DATE
Give to Hope Center Covenant Church-Monthly	\$5.00	1/29/2026

[Back To Account](#)

Step 6. Confirm cancellation

[View Your Donations](#) | [How To Donate](#) | [FAQ](#) | (888) 606-5762

[Your Name](#) [Logout](#)



[Home](#) [Customer Service](#) [Contact Us](#)

You have active recurring donations:

Original Recurring Order Number: #####
Subscription ID: #####
RecurringIndex: 1
Created On: 12/29/2025

[Stop Future Billing](#)

Are you sure you want to stop future billing & shipment for this item?

[Cancel](#) [OK](#)

Gift/Donation/Event/Dues	Amount	NEXT DONATION DATE
Give to Hope Center Covenant Church-Monthly	\$5.00	1/29/2026

[Back To Account](#)

All Done!