

Rooted

IN THE WORD

DAILY JOURNAL
CHRONOLOGICAL BIBLE IN A YEAR
JANUARY, FEBRUARY & MARCH





Psalm 1 teaches us that the person who is rooted in the Word is, "... like a tree planted beside flowing streams that bears its fruit in its season and whose leaf does not wither." The time you spend with the Lord in His Word and in prayer is the greatest investment you can make in your relationship with God. I am praying that God will grow you and bless you as you journal your way through His Word.


- Pastor Rob Armstrong


The 14 Era

Structure of the Bible

This year as we read the entire Bible in a year it is our desire that our Church would be equipped to understand and to tell the story of scripture in a succinct and simple way. We will be using the 14 Era Structure of the Bible so that we have a framework for this story. This is one simple tool that helps us remember and share how the entire Bible fits together.

“Assembling the story line of the Bible resembles the assembly of a puzzle. Without the picture on the box cover, you won’t know what you’re building, and you’ll quickly lose interest. Further, without the straight edges and corners you will not have a framework for all the other pieces in the box. The 14 Era graphic of the Bible provides a simple structure that builds the storyline of the Bible.” Each time we enter in to a new era in the story, there will be a descriptive page of what that era entails in our Rooted Journals with an icon that symbolizes that Era.





The Creation Era

The Bible starts with the Creation Era. The Creation Era is made up of Genesis chapters 1-11:26 and encompasses five stories: Creation, the Fall, Cain and Abel, Noah and the flood, and the tower of Babel. This first era explains human origins as the special creation of God, human purpose as image-bearers, and human sin through the Fall, as well as the promise of the Seed who will come.

January 1

Genesis 1:1-3:24

 **WRITE** the verse or verses that jump off the page to you.

 **OBSERVE** the meaning of the text.

 **REFLECT** on the timeless truth of the text.

 **DO** what God wants in response to the text.

This image shows a single sheet of white paper with horizontal blue lines. The lines are evenly spaced and run across the width of the page. There are no margins, text, or other markings on the paper.

January 2

Genesis 4-6, 1 Chronicles 1:1-4

 **WRITE** the verse or verses that jump off the page to you.

 **OBSERVE** the meaning of the text.

 **REFLECT** on the timeless truth of the text.


 **DO** what God wants in response to the text.

[illegible]


January 3

Genesis 7:1-9:29

 **WRITE** the verse or verses that jump off the page to you.

 **OBSERVE** the meaning of the text.

 **REFLECT** on the timeless truth of the text.

 **DO** what God wants in response to the text.

NOTES

This image shows a single page of white paper with horizontal blue lines, typical of notebook paper. The lines are evenly spaced and run across the width of the page. There are no margins, text, or other markings on the paper.



The Patriarch Era

We have finished the Creation Era and are moving into the Patriarch Era. This era describes how God has chosen to redeem the human race through a covenant relationship with one family. Through the line of Abraham, Isaac, and Jacob God would establish a great nation for himself. The Patriarch Era begins in Genesis 11:27 and concludes in Genesis 50:26. The book of Job also occurs during the Patriarch Era.

January 4

Genesis 10-11 & 1 Chronicles 1



WRITE the verse or verses that jump off the page to you.



OBSERVE the meaning of the text.



REFLECT on the timeless truth of the text.



DO what God wants in response to the text.

NOTES

[illegible]

January 5

Job 1:1-3:26



WRITE the verse or verses that jump off the page to you.



OBSERVE the meaning of the text.



REFLECT on the timeless truth of the text.



DO what God wants in response to the text.

NOTES

[illegible]

January 6

Job 4:1-7:21



WRITE the verse or verses that jump off the page to you.



OBSERVE the meaning of the text.



REFLECT on the timeless truth of the text.



DO what God wants in response to the text.

NOTES

This image shows a single sheet of white paper with horizontal blue ruling lines. The lines are evenly spaced and run across the width of the page. There are no margins, text, or other markings on the paper.


January 7

Job 8:1-10:22

 **WRITE** the verse or verses that jump off the page to you.

 **OBSERVE** the meaning of the text.

 **REFLECT** on the timeless truth of the text.

 **DO** what God wants in response to the text.

NOTES

[illegible]

January 8

Job 11:1-14:22



WRITE the verse or verses that jump off the page to you.



OBSERVE the meaning of the text.



REFLECT on the timeless truth of the text.



DO what God wants in response to the text.


NOTES

This image shows a single page of white paper with horizontal blue lines. The lines are evenly spaced and run across the width of the page, typical of notebook or legal stationery. There are no margins, text, or other markings on the page.

January 9

Job 15:1-18:21

 **WRITE** the verse or verses that jump off the page to you.

 **OBSERVE** the meaning of the text.


 **REFLECT** on the timeless truth of the text.


 **DO** what God wants in response to the text.

[illegible]

January 10

Job 19:21-21:34

 **WRITE** the verse or verses that jump off the page to you.

 **OBSERVE** the meaning of the text.

 **REFLECT** on the timeless truth of the text.

 **DO** what God wants in response to the text.


NOTES

[illegible]

January 11

Job 22:1-26:14

 **WRITE** the verse or verses that jump off the page to you.

 **OBSERVE** the meaning of the text.

 **REFLECT** on the timeless truth of the text.

 **DO** what God wants in response to the text.

NOTES

[illegible]

January 12

Job 27:1-29:25



WRITE the verse or verses that jump off the page to you.



OBSERVE the meaning of the text.



REFLECT on the timeless truth of the text.




DO what God wants in response to the text.

NOTES

This image shows a single sheet of white paper with horizontal blue ruling lines. The lines are evenly spaced and run across the width of the page. There are no margins, text, or other markings on the paper.

January 13

Job 30:1-31:40

 **WRITE** the verse or verses that jump off the page to you.

 **OBSERVE** the meaning of the text.

 **REFLECT** on the timeless truth of the text.


 **DO** what God wants in response to the text.


NOTES

This image shows a single sheet of white paper with horizontal blue ruling lines. The lines are evenly spaced and run across the width of the page. There are no margins, text, or other markings on the paper.

January 14

Job 32:1-34:37

 **WRITE** the verse or verses that jump off the page to you.

 **OBSERVE** the meaning of the text.


 **REFLECT** on the timeless truth of the text.

 **DO** what God wants in response to the text.

This image shows a single sheet of white paper with horizontal blue lines. The lines are evenly spaced and run across the width of the page. There are no margins, text, or other markings on the paper.


January 15

Job 35:1-37:24

 **WRITE** the verse or verses that jump off the page to you.

 **OBSERVE** the meaning of the text.

 **REFLECT** on the timeless truth of the text.

 **DO** what God wants in response to the text.

NOTES

[illegible]


January 16

Job 38:1-39:30

 **WRITE** the verse or verses that jump off the page to you.

 **OBSERVE** the meaning of the text.

 **REFLECT** on the timeless truth of the text.

 **DO** what God wants in response to the text.

This image shows a single sheet of white paper with horizontal blue ruling lines. The lines are evenly spaced and run across the width of the page. There are no margins, text, or other markings on the paper.

January 17

Job 40:1-42:17



WRITE the verse or verses that jump off the page to you.



OBSERVE the meaning of the text.



REFLECT on the timeless truth of the text.



DO what God wants in response to the text.


NOTES

This image shows a single sheet of white paper with horizontal blue lines. The lines are evenly spaced and run across the width of the page. There are no margins, text, or other markings on the paper.

January 18

Genesis 11:27-15:21

 **WRITE** the verse or verses that jump off the page to you.

 **OBSERVE** the meaning of the text.

 **REFLECT** on the timeless truth of the text.

 **DO** what God wants in response to the text.

NOTES

This image shows a single sheet of white paper with horizontal blue ruling lines. The lines are evenly spaced and run across the width of the page. There are no margins, text, or other markings on the paper.


January 19

Genesis 16:1-18:33

 **WRITE** the verse or verses that jump off the page to you.

 **OBSERVE** the meaning of the text.

 **REFLECT** on the timeless truth of the text.

 **DO** what God wants in response to the text.


NOTES

This image shows a single sheet of white paper with horizontal blue ruling lines. The lines are evenly spaced and run across the width of the page. There are no margins, text, or other markings on the paper.


January 20

**Genesis 19:1-21:34,
Genesis 25:12-18, 1 Chronicles 1:28-31**

 **WRITE** the verse or verses that jump off the page to you.

 **OBSERVE** the meaning of the text.

 **REFLECT** on the timeless truth of the text.


 **DO** what God wants in response to the text.

[illegible]

January 21

Genesis 22:1-24:67

 **WRITE** the verse or verses that jump off the page to you.

 **OBSERVE** the meaning of the text.

 **REFLECT** on the timeless truth of the text.

 **DO** what God wants in response to the text.

NOTES

[illegible]


January 22

Genesis 25-26 1 Chronicles 1:32-34

 **WRITE** the verse or verses that jump off the page to you.

 **OBSERVE** the meaning of the text.

 **REFLECT** on the timeless truth of the text.

 **DO** what God wants in response to the text.

NOTES

[illegible]

January 23

**Genesis 27:1-28:9, Genesis 36:1-43,
1 Chronicles 1:35-54**

 **WRITE** the verse or verses that jump off the page to you.

 **OBSERVE** the meaning of the text.

 **REFLECT** on the timeless truth of the text.

 **DO** what God wants in response to the text.

NOTES

This image shows a single sheet of white paper with horizontal blue lines. The lines are evenly spaced and run across the width of the page. There are no margins, text, or other markings on the paper.


January 24

Genesis 28:10-30:43

 **WRITE** the verse or verses that jump off the page to you.

 **OBSERVE** the meaning of the text.

 **REFLECT** on the timeless truth of the text.

 **DO** what God wants in response to the text.

[illegible]


January 25

Genesis 31:1-32:32

 **WRITE** the verse or verses that jump off the page to you.

 **OBSERVE** the meaning of the text.

 **REFLECT** on the timeless truth of the text.

 **DO** what God wants in response to the text.

NOTES

[illegible]


January 26

**Genesis 33:1-35:29,
1 Chronicles 2:1-2**

 **WRITE** the verse or verses that jump off the page to you.

 **OBSERVE** the meaning of the text.

 **REFLECT** on the timeless truth of the text.

 **DO** what God wants in response to the text.

NOTES

This image shows a single sheet of white paper with horizontal blue ruling lines. The lines are evenly spaced and run across the width of the page. There are no margins, text, or other markings on the paper.

January 27

Genesis 37:1-39:23

 **WRITE** the verse or verses that jump off the page to you.

 **OBSERVE** the meaning of the text.

 **REFLECT** on the timeless truth of the text.

 **DO** what God wants in response to the text.

NOTES

This image shows a single page of white paper with horizontal blue ruling lines. The lines are evenly spaced and run across the width of the page. There are no margins, text, or other markings on the paper.

January 28

Genesis 40:1-41:57

 **WRITE** the verse or verses that jump off the page to you.

 **OBSERVE** the meaning of the text.

 **REFLECT** on the timeless truth of the text.


 **DO** what God wants in response to the text.

This image shows a single sheet of white paper with horizontal blue lines. The lines are evenly spaced and run across the width of the page. There are no margins, text, or other markings on the paper.


January 29

Genesis 42:1-44:34

 **WRITE** the verse or verses that jump off the page to you.

 **OBSERVE** the meaning of the text.

 **REFLECT** on the timeless truth of the text.

 **DO** what God wants in response to the text.


NOTES

This image shows a single sheet of white paper with horizontal blue lines. The lines are evenly spaced and run across the width of the page. There are no margins, text, or other markings on the paper.

January 30

Genesis 45:1-46:9
1 Chronicles 5:1-6, Genesis 46:10-12,
1 Chronicles 2:18-55

 **WRITE** the verse or verses that jump off the page to you.

 **OBSERVE** the meaning of the text.

 **REFLECT** on the timeless truth of the text.


 **DO** what God wants in response to the text.

NOTES

This image shows a single sheet of white paper with horizontal blue lines. The lines are evenly spaced and run across the width of the page. There are no margins, text, or other markings on the paper.

January 31

**1 Chronicles 4:1-23, Genesis 46:13,
1 Chronicles 7:1-5, Genesis 46:14-18,
1 Chronicles 7:30-40, Genesis 46:19-25,
1 Chronicles 7:6-12, Genesis 46:26-47:1**

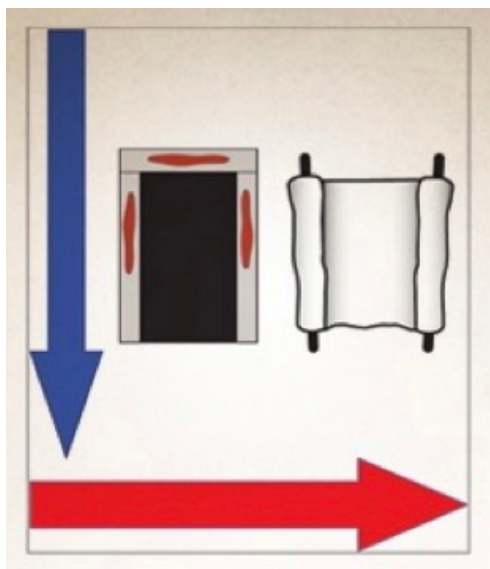
 **WRITE** the verse or verses that jump off the page to you.

 **OBSERVE** the meaning of the text.

 **REFLECT** on the timeless truth of the text.

 **DO** what God wants in response to the text.

[illegible]




The Exodus Era

We have concluded the Patriarch Era and are entering into the Exodus Era of the Old Testament. God liberates the people of Israel from slavery just as he had promised Abraham in Genesis 15. He gives them a purpose and an identity through giving them instructions to follow, warnings to heed, and a sacrificial system to honor. These boundaries provide for their physical and spiritual well-being. Exodus, Leviticus, Numbers, and Deuteronomy narrate the Exodus Era.


February 1

Genesis 47:13-50:26

 **WRITE** the verse or verses that jump off the page to you.

 **OBSERVE** the meaning of the text.

 **REFLECT** on the timeless truth of the text.

 **DO** what God wants in response to the text.


NOTES

This image shows a single sheet of white paper with horizontal blue ruling lines. The lines are evenly spaced and run across the width of the page. There are no margins, text, or other markings on the paper.

February 2

Exodus 1:1-4:17

 **WRITE** the verse or verses that jump off the page to you.

 **OBSERVE** the meaning of the text.

 **REFLECT** on the timeless truth of the text.

 **DO** what God wants in response to the text.

NOTES

This image shows a single page of white paper with horizontal blue lines. The lines are evenly spaced and run across the width of the page, typical of notebook or lined paper. There are no margins, text, or other markings on the page.


February 3

**Exodus 4:18-6:27,
1 Chronicles 6:1-4a, Exodus 6:28-7:13**

 **WRITE** the verse or verses that jump off the page to you.

 **OBSERVE** the meaning of the text.

 **REFLECT** on the timeless truth of the text.


 **DO** what God wants in response to the text.

NOTES

This image shows a single sheet of white paper with horizontal blue ruling lines. The lines are evenly spaced and run across the width of the page. There are no margins, text, or other markings on the paper.


February 4

Exodus 7:14-9:35

 **WRITE** the verse or verses that jump off the page to you.

 **OBSERVE** the meaning of the text.

 **REFLECT** on the timeless truth of the text.


 **DO** what God wants in response to the text.

This image shows a single sheet of white paper with horizontal blue ruling lines. The lines are evenly spaced and run across the width of the page. There are no margins, text, or other markings on the paper.


February 5

Exodus 10:1-12:51

 **WRITE** the verse or verses that jump off the page to you.

 **OBSERVE** the meaning of the text.

 **REFLECT** on the timeless truth of the text.


 **DO** what God wants in response to the text.


NOTES

This image shows a single sheet of white paper with horizontal blue ruling lines. The lines are evenly spaced and run across the width of the page. There are no margins, text, or other markings on the paper.


February 6

Exodus 13:1-15:27

 **WRITE** the verse or verses that jump off the page to you.

 **OBSERVE** the meaning of the text.

 **REFLECT** on the timeless truth of the text.


 **DO** what God wants in response to the text.

This image shows a single page of white paper with horizontal blue lines. The lines are evenly spaced and run across the width of the page, typical of notebook paper or a document template. There are no margins, text, or other markings on the page.


February 7

Exodus 16:1-18:27

 **WRITE** the verse or verses that jump off the page to you.

 **OBSERVE** the meaning of the text.

 **REFLECT** on the timeless truth of the text.

 **DO** what God wants in response to the text.


NOTES

[illegible]

February 8

Exodus 19:1-21:36

 **WRITE** the verse or verses that jump off the page to you.

 **OBSERVE** the meaning of the text.

 **REFLECT** on the timeless truth of the text.


 **DO** what God wants in response to the text.

This image shows a single sheet of white paper with horizontal blue ruling lines. The lines are evenly spaced and run across the width of the page. There are no margins, text, or other markings on the paper.


February 9

Exodus 22:1-24:18

 **WRITE** the verse or verses that jump off the page to you.

 **OBSERVE** the meaning of the text.

 **REFLECT** on the timeless truth of the text.

 **DO** what God wants in response to the text.

This image shows a single sheet of white paper with horizontal blue ruling lines. The lines are evenly spaced and run across the width of the page. There are no margins, text, or other markings on the paper.

February 10

Exodus 25:1-27:21

 **WRITE** the verse or verses that jump off the page to you.

 **OBSERVE** the meaning of the text.

 **REFLECT** on the timeless truth of the text.


 **DO** what God wants in response to the text.

NOTES

This image shows a single sheet of white paper with horizontal blue ruling lines. The lines are evenly spaced and run across the width of the page. There are no margins, text, or other markings on the paper.

February 11

Exodus 28:1-29:46

 **WRITE** the verse or verses that jump off the page to you.

 **OBSERVE** the meaning of the text.

 **REFLECT** on the timeless truth of the text.

 **DO** what God wants in response to the text.

NOTES

This image shows a single sheet of white paper with horizontal blue lines. The lines are evenly spaced and run across the width of the page. There are no margins, text, or other markings on the paper.


February 12

Exodus 30:1-33:6

 **WRITE** the verse or verses that jump off the page to you.

 **OBSERVE** the meaning of the text.

 **REFLECT** on the timeless truth of the text.


 **DO** what God wants in response to the text.

This image shows a single sheet of white paper with horizontal blue lines. The lines are evenly spaced and run across the width of the page. There are no margins, text, or other markings on the paper.


February 13

Exodus 33:7-36:7

 **WRITE** the verse or verses that jump off the page to you.

 **OBSERVE** the meaning of the text.

 **REFLECT** on the timeless truth of the text.

 **DO** what God wants in response to the text.

NOTES

This image shows a single page of white paper with horizontal blue lines. The lines are evenly spaced and run across the width of the page, typical of notebook paper or a document template. There are no margins, text, or other markings on the page.

February 14

Exodus 36:8-38:31

 **WRITE** the verse or verses that jump off the page to you.

 **OBSERVE** the meaning of the text.

 **REFLECT** on the timeless truth of the text.


 **DO** what God wants in response to the text.

NOTES

[illegible]


February 15

Exodus 39:1-40:38

 **WRITE** the verse or verses that jump off the page to you.

 **OBSERVE** the meaning of the text.

 **REFLECT** on the timeless truth of the text.

 **DO** what God wants in response to the text.


NOTES

[illegible]


February 16

Leviticus 1:1-4:35

 **WRITE** the verse or verses that jump off the page to you.

 **OBSERVE** the meaning of the text.

 **REFLECT** on the timeless truth of the text.


 **DO** what God wants in response to the text.


NOTES

This image shows a single sheet of white paper with horizontal blue ruling lines. The lines are evenly spaced and run across the width of the page. There are no margins, text, or other markings on the paper.

February 17

Leviticus 5:1-7:38

 **WRITE** the verse or verses that jump off the page to you.

 **OBSERVE** the meaning of the text.

 **REFLECT** on the timeless truth of the text.

 **DO** what God wants in response to the text.


NOTES

[illegible]


February 18

Leviticus 8:1-10:20

 **WRITE** the verse or verses that jump off the page to you.

 **OBSERVE** the meaning of the text.

 **REFLECT** on the timeless truth of the text.

 **DO** what God wants in response to the text.


NOTES

This image shows a single sheet of white paper with horizontal blue ruling lines. The lines are evenly spaced and run across the width of the page. There are no margins, text, or other markings on the paper.

February 19

Leviticus 11:1-13:46

 **WRITE** the verse or verses that jump off the page to you.

 **OBSERVE** the meaning of the text.

 **REFLECT** on the timeless truth of the text.

 **DO** what God wants in response to the text.

NOTES

[illegible]


February 20

Leviticus 13:47-15:33

 **WRITE** the verse or verses that jump off the page to you.

 **OBSERVE** the meaning of the text.

 **REFLECT** on the timeless truth of the text.


 **DO** what God wants in response to the text.

NOTES

This image shows a single sheet of white paper with horizontal blue lines. The lines are evenly spaced and run across the width of the page. There are no margins, text, or other markings on the paper.


February 21

Leviticus 16:1-18:30

 **WRITE** the verse or verses that jump off the page to you.

 **OBSERVE** the meaning of the text.

 **REFLECT** on the timeless truth of the text.


 **DO** what God wants in response to the text.


NOTES

[illegible]

February 22

Leviticus 19:1-21:24

 **WRITE** the verse or verses that jump off the page to you.

 **OBSERVE** the meaning of the text.

 **REFLECT** on the timeless truth of the text.

 **DO** what God wants in response to the text.


NOTES

This image shows a single page of white paper with horizontal blue lines. The lines are evenly spaced and run across the width of the page, typical of notebook or lined paper. There are no margins, text, or other markings on the page.

February 23

Leviticus 22:1-23:44

 **WRITE** the verse or verses that jump off the page to you.

 **OBSERVE** the meaning of the text.

 **REFLECT** on the timeless truth of the text.

 **DO** what God wants in response to the text.

NOTES

This image shows a single sheet of white paper with horizontal blue ruling lines. The lines are evenly spaced and run across the width of the page. There are no margins, text, or other markings on the paper.


February 24

Leviticus 24:1-25:55

 **WRITE** the verse or verses that jump off the page to you.

 **OBSERVE** the meaning of the text.

 **REFLECT** on the timeless truth of the text.

 **DO** what God wants in response to the text.

This image shows a single sheet of white paper with horizontal blue ruling lines. The lines are evenly spaced and run across the width of the page. There are no margins, text, or other markings on the paper.


February 25

Leviticus 26:1-27:34

 **WRITE** the verse or verses that jump off the page to you.

 **OBSERVE** the meaning of the text.

 **REFLECT** on the timeless truth of the text.

 **DO** what God wants in response to the text.


NOTES

[illegible]

February 26

Numbers 1:1-2:34

 **WRITE** the verse or verses that jump off the page to you.

 **OBSERVE** the meaning of the text.

 **REFLECT** on the timeless truth of the text.

 **DO** what God wants in response to the text.

NOTES

[illegible]

February 27

Numbers 3:1-4:33

 **WRITE** the verse or verses that jump off the page to you.

 **OBSERVE** the meaning of the text.

 **REFLECT** on the timeless truth of the text.


 **DO** what God wants in response to the text.


NOTES

This image shows a full page of blank, lined paper. It features approximately 20 horizontal blue lines spaced evenly across the page, typical of notebook or primary writing paper. The lines are thin and light blue, set against a plain white background. There are no margins, text, or other markings on the page.


February 28

Numbers 4:34-6:27

 **WRITE** the verse or verses that jump off the page to you.

 **OBSERVE** the meaning of the text.

 **REFLECT** on the timeless truth of the text.

 **DO** what God wants in response to the text.


NOTES

This image shows a single sheet of white paper with horizontal blue ruling lines. The lines are evenly spaced and run across the width of the page. There are no margins, text, or other markings on the paper.


March 1

Numbers 7:1-89

 **WRITE** the verse or verses that jump off the page to you.

 **OBSERVE** the meaning of the text.

 **REFLECT** on the timeless truth of the text.

 **DO** what God wants in response to the text.

NOTES

This image shows a single sheet of white paper with horizontal blue lines. The lines are evenly spaced and run across the width of the page. There are no margins, text, or other markings on the paper.


March 2

Numbers 8:1-10:36

 **WRITE** the verse or verses that jump off the page to you.

 **OBSERVE** the meaning of the text.

 **REFLECT** on the timeless truth of the text.

 **DO** what God wants in response to the text.


NOTES

This image shows a single sheet of white paper with horizontal blue ruling lines. The lines are evenly spaced and run across the width of the page. There are no margins, text, or other markings on the paper.

March 3

Numbers 11:1-13:33

 **WRITE** the verse or verses that jump off the page to you.

 **OBSERVE** the meaning of the text.

 **REFLECT** on the timeless truth of the text.

 **DO** what God wants in response to the text.

NOTES

This image shows a full page of blank handwriting practice paper. It features approximately 20 evenly spaced, horizontal blue lines across the entire page, providing a guide for letter height and placement. The background is plain white, and there are no margins, text, or other markings present.


March 4

Numbers 14:1-15:41

 **WRITE** the verse or verses that jump off the page to you.

 **OBSERVE** the meaning of the text.

 **REFLECT** on the timeless truth of the text.


 **DO** what God wants in response to the text.

This image shows a single sheet of white paper with horizontal blue lines. The lines are evenly spaced and run across the width of the page. There are no margins, text, or other markings on the paper.

March 5

Numbers 16:1-18:32

 **WRITE** the verse or verses that jump off the page to you.

 **OBSERVE** the meaning of the text.

 **REFLECT** on the timeless truth of the text.

 **DO** what God wants in response to the text.


NOTES

This image shows a single sheet of white paper with horizontal blue ruling lines. The lines are evenly spaced and run across the width of the page. There are no margins, text, or other markings on the paper.


March 6

Numbers 19:1-21:35

 **WRITE** the verse or verses that jump off the page to you.

 **OBSERVE** the meaning of the text.

 **REFLECT** on the timeless truth of the text.

 **DO** what God wants in response to the text.

NOTES

This image shows a single page of white paper with horizontal blue lines. The lines are evenly spaced and run across the width of the page, providing a guide for writing. There are no margins, text, or other markings on the paper.

March 7

Numbers 22:1-24:25

 **WRITE** the verse or verses that jump off the page to you.

 **OBSERVE** the meaning of the text.

 **REFLECT** on the timeless truth of the text.

 **DO** what God wants in response to the text.


NOTES

[illegible]

March 8

**Numbers 25:1-26:34 ,1 Chronicles 7:14-19,
Numbers 26:35-37, 1 Chronicles 7:20-29,
Numbers 26:38-65**

 **WRITE** the verse or verses that jump off the page to you.

 **OBSERVE** the meaning of the text.


 **REFLECT** on the timeless truth of the text.


 **DO** what God wants in response to the text.

This image shows a single sheet of white paper with horizontal blue lines. The lines are evenly spaced and run across the width of the page. There are no margins, text, or other markings on the paper.


March 9

Numbers 27:1-29:40

 **WRITE** the verse or verses that jump off the page to you.

 **OBSERVE** the meaning of the text.

 **REFLECT** on the timeless truth of the text.

 **DO** what God wants in response to the text.

NOTES

This image shows a single sheet of white paper with horizontal blue ruling lines. The lines are evenly spaced and run across the width of the page. There are no margins, text, or other markings on the paper.


March 10

Numbers 30:1-31:54

 **WRITE** the verse or verses that jump off the page to you.

 **OBSERVE** the meaning of the text.

 **REFLECT** on the timeless truth of the text.

 **DO** what God wants in response to the text.


NOTES

[illegible]


March 11

Numbers 32:1-33:56

 **WRITE** the verse or verses that jump off the page to you.

 **OBSERVE** the meaning of the text.

 **REFLECT** on the timeless truth of the text.

 **DO** what God wants in response to the text.


NOTES

This image shows a single sheet of white paper with horizontal blue lines. The lines are evenly spaced and run across the width of the page. There are no margins, text, or other markings on the paper.


March 12

Numbers 34:1-36:13

 **WRITE** the verse or verses that jump off the page to you.

 **OBSERVE** the meaning of the text.

 **REFLECT** on the timeless truth of the text.

 **DO** what God wants in response to the text.


NOTES

[illegible]


March 13

Deuteronomy 1:1-3:11

 **WRITE** the verse or verses that jump off the page to you.

 **OBSERVE** the meaning of the text.

 **REFLECT** on the timeless truth of the text.


 **DO** what God wants in response to the text.


NOTES

This image shows a single sheet of white paper with horizontal blue ruling lines. The lines are evenly spaced and run across the width of the page. There are no margins, text, or other markings on the paper.


March 14

Deuteronomy 3:12- 5:33

 **WRITE** the verse or verses that jump off the page to you.

 **OBSERVE** the meaning of the text.

 **REFLECT** on the timeless truth of the text.

 **DO** what God wants in response to the text.

NOTES

This image shows a single sheet of white paper with horizontal blue ruling lines. The lines are evenly spaced and run across the width of the page. There are no margins, text, or other markings on the paper.

March 15

Deuteronomy 6:1-8:20

 **WRITE** the verse or verses that jump off the page to you.

 **OBSERVE** the meaning of the text.

 **REFLECT** on the timeless truth of the text.

 **DO** what God wants in response to the text.

NOTES

This image shows a single sheet of white paper with horizontal blue ruling lines. The lines are evenly spaced and run across the width of the page. There are no margins, text, or other markings on the paper.


March 16

Deuteronomy 9:1-11:32

 **WRITE** the verse or verses that jump off the page to you.

 **OBSERVE** the meaning of the text.


 **REFLECT** on the timeless truth of the text.

 **DO** what God wants in response to the text.

This image shows a single sheet of white paper with horizontal blue ruling lines. The lines are evenly spaced and run across the width of the page. There are no margins, text, or other markings on the paper.


March 17

Deuteronomy 12:1-14:29

 **WRITE** the verse or verses that jump off the page to you.

 **OBSERVE** the meaning of the text.

 **REFLECT** on the timeless truth of the text.

 **DO** what God wants in response to the text.

NOTES

This image shows a single sheet of white paper with horizontal blue ruling lines. The lines are evenly spaced and run across the width of the page. There are no margins, text, or other markings on the paper.


March 18

Deuteronomy 15:1-18:22

 **WRITE** the verse or verses that jump off the page to you.

 **OBSERVE** the meaning of the text.


 **REFLECT** on the timeless truth of the text.


 **DO** what God wants in response to the text.

This image shows a single page of white paper with horizontal blue ruling lines. The lines are evenly spaced and run across the width of the page. There are no margins, text, or other markings on the paper.


March 19

Deuteronomy 19:1-22:30

 **WRITE** the verse or verses that jump off the page to you.

 **OBSERVE** the meaning of the text.

 **REFLECT** on the timeless truth of the text.


 **DO** what God wants in response to the text.

[illegible]

March 20

Deuteronomy 23:1-26:19

 **WRITE** the verse or verses that jump off the page to you.

 **OBSERVE** the meaning of the text.

 **REFLECT** on the timeless truth of the text.

 **DO** what God wants in response to the text.

NOTES

This image shows a single page of white paper with horizontal blue lines. The lines are evenly spaced and run across the width of the page, typical of notebook paper or a document template. There are no margins, text, or other markings on the page.

March 21

Deuteronomy 27:1-28:68

 **WRITE** the verse or verses that jump off the page to you.


 **OBSERVE** the meaning of the text.

 **REFLECT** on the timeless truth of the text.

 **DO** what God wants in response to the text.

NOTES

This image shows a single sheet of white paper with horizontal blue ruling lines. The lines are evenly spaced and run across the width of the page. There are no margins, text, or other markings on the paper.





The Conquest Era

We have finished the Exodus Era and are moving into the Conquest Era. God promised his covenant people a land filled with milk and honey. The book of the law fully prepares the people of Israel to flourish in the land of Canaan. He promises to be with them and bless them if they believe his word and obey him by honoring the covenant that he has established with them. The Conquest Era is made up of the book of Joshua.

March 22

Deuteronomy 29:1-31:29

 **WRITE** the verse or verses that jump off the page to you.

 **OBSERVE** the meaning of the text.

 **REFLECT** on the timeless truth of the text.

 **DO** what God wants in response to the text.

This image shows a single sheet of white paper with horizontal blue ruling lines. The lines are evenly spaced and run across the width of the page. There are no margins, text, or other markings on the paper.


March 23

Psalm 90:1-17, Deuteronomy 31:30-32:52

 **WRITE** the verse or verses that jump off the page to you.

 **OBSERVE** the meaning of the text.

 **REFLECT** on the timeless truth of the text.


 **DO** what God wants in response to the text.


NOTES

[illegible]

March 24

Deuteronomy 33:1-34:12, Joshua 1:1-2:24

 **WRITE** the verse or verses that jump off the page to you.

 **OBSERVE** the meaning of the text.

 **REFLECT** on the timeless truth of the text.


 **DO** what God wants in response to the text.

This image shows a single sheet of white paper with horizontal blue lines. The lines are evenly spaced and run across the width of the page. There are no margins, text, or other markings on the paper.


March 25

Joshua 3:1-6:27

 **WRITE** the verse or verses that jump off the page to you.

 **OBSERVE** the meaning of the text.

 **REFLECT** on the timeless truth of the text.

 **DO** what God wants in response to the text.


NOTES

This image shows a single page of white paper with horizontal blue lines. The lines are evenly spaced and run across the width of the page, typical of notebook or lined paper. There are no margins, text, or other markings on the page.


March 26

Joshua 7:1-9:27

 **WRITE** the verse or verses that jump off the page to you.

 **OBSERVE** the meaning of the text.

 **REFLECT** on the timeless truth of the text.

 **DO** what God wants in response to the text.


NOTES

[illegible]


March 27

Joshua 10:1-12:24

 **WRITE** the verse or verses that jump off the page to you.

 **OBSERVE** the meaning of the text.

 **REFLECT** on the timeless truth of the text.


 **DO** what God wants in response to the text.


NOTES

This image shows a single sheet of white paper with horizontal blue ruling lines. The lines are evenly spaced and run across the width of the page. There are no margins, text, or other markings on the paper.


March 28

Joshua 13:1-15:63

 **WRITE** the verse or verses that jump off the page to you.

 **OBSERVE** the meaning of the text.

 **REFLECT** on the timeless truth of the text.


 **DO** what God wants in response to the text.

This image shows a single page of white paper with horizontal blue lines. The lines are evenly spaced and run across the width of the page, typical of notebook paper or a document template. There are no margins, text, or other markings on the page.


March 29

**Joshua 16:1-19:9,
1 Chronicles 4:24-33, Joshua 19:10-31**

 **WRITE** the verse or verses that jump off the page to you.

 **OBSERVE** the meaning of the text.

 **REFLECT** on the timeless truth of the text.


 **DO** what God wants in response to the text.

This image shows a single page of white paper with horizontal blue ruling lines. The lines are evenly spaced and run across the width of the page. There are no margins, text, or other markings on the paper.

March 30

**Joshua 19:32-21:42, Joshua 21:43-45,
1 Chronicles 6:54-81**

 **WRITE** the verse or verses that jump off the page to you.

 **OBSERVE** the meaning of the text.

 **REFLECT** on the timeless truth of the text.

 **DO** what God wants in response to the text.

NOTES

This image shows a single page of white paper with horizontal blue lines. The lines are evenly spaced and run across the width of the page, typical of notebook or lined paper. There are no margins, text, or other markings on the page.


March 31

Joshua 22:1-24:33

 **WRITE** the verse or verses that jump off the page to you.

 **OBSERVE** the meaning of the text.

 **REFLECT** on the timeless truth of the text.

 **DO** what God wants in response to the text.

NOTES

[illegible]



