



LESSON 4 SNAPSHOT

BOTTOM LINE:

Jesus is my best friend.

OBJECTIVE:

Kids will say, "Jesus is my best friend."

KEY PASSAGE:

John 15:13-17

MEMORY VERSE:

"As iron sharpens iron, one person sharpens another." Proverbs 27:17 (NIRV)

SUMMARY:

Jesus died for everyone, but he didn't do it just to make rules for people to follow. He wants a relationship with us. He wants to be our friend. And He wants to teach us how.

SIMPLE PRAYER:

Dear God,

Thank you for sending Jesus to be my best friend.

In Jesus' name,
Amen



MEMORY VERSE

“As iron sharpens iron, one person sharpens another.” Proverbs 27:17 (NIRV)

“As iron sharpens iron, so one person sharpens another.” Proverbs 27:17 (NIV)

“As iron sharpens iron, so a friend sharpens a friend.” Proverbs 27:17 (NLT)

“Iron sharpeneth iron; so a man sharpeneth the countenance of his friend.” Proverbs 27:17 (KJV)

LARGE GROUP:

Memory Verse Pairs

Invite kids to pair up. If there is an odd number, there can be one group of three. Invite kids to see who can say the memory verse “best” in the following ways:

- Fastest
- Slowest
- Quietest
- Silliest
- squeaky voice
- deep voice
- Like a robot
- Underwater

SMALL GROUP:

First Letter Fill-in Challenge

Before class, write the first letter of each word of the memory verse in order on the board. Read the verse a few times together as a class., Then, see if kids can say the memory verse correctly just by seeing the first letter of each word of the verse. Practice as time and interest allows.



SKIT

The Best Friend of All

ITEMS NEEDED:

Banner that says, "We go together."
Fake microphone
Small Dry Erase Boards or Pads of Paper
Writing Utensils

CHARACTER BREAKDOWN

2 F, 1 M

CHARACTERS

Ames- Friend #1
Dakota- Friend #2
Kaylee- Opposing teammate #1
Jaleigh- Opposing teammate #2
Laurel Ann True- Game Show Host

(We Go Together is an "Amazing Race"-type show. Contestants will have to complete tasks and answer questions about each other to prove who are the best friends and win the game. Ames and Dakota have only been best friends for 1 school year.)

LAUREL: Hello! I'm Laurel Ann True. Welcome to the finale of We Go Together, the challenge show where contestants prove who are the best friends by answering questions about each other and completing challenges! Last week provided another twist that I will never be able to unsee when the opposing team did not successfully follow the instructions of the challenge, leaving our two final teams. Let's bring out our first team of the day, Kaylee and Jaleigh, and no, they are not twins!

(Kaylee and Jaleigh walk to center stage to be interviewed by Laurel.)

LAUREL: Kaylee & Jaleigh, how long have you been friends?

(Kaylee and Jaleigh will answer each interview question at the same time, but with different answers)

KAYLEE: 9 years!

JALEIGH: 9 months!

LAUREL: I'm confused.

KAYLEE: Well, my mom always said how we used to play in the church nursery



SKIT

together, which would have been 9 years ago.

JALEIGH: But I don't REMEMBER that far back because we moved away but then came back and we became friends at the beginning of the school year.

LAUREL: I see, well, where at school did your friendship really blossom?

KAYLEE: In the cafeteria!

JALEIGH: In the gym!

LAUREL: (scowling) Hmmm...I'm a little concerned that this is not going to bode well for you two in today's challenge.

KAYLEE: Allow me to explain. Our school has one of those multi-purpose rooms, known as a café-gym-atorium.

LAUREL: I see! Well, let's go ahead and bring out your competition. Dakota and Ames, come on out!

(Dakota and Ames enter.)

LAUREL: Dakota and Ames! I feel like we've gotten to know you all pretty well over the last few weeks, so I'll just ask you one question: Are you ready?

DAKOTA & AMES (at the same time) Yeah!

LAUREL: Great! Well, teams, here is your challenge. It's called "The More You Know" and the more you know about your friend, the better advantage you'll have. I'm going to hand you all something to write with (go ahead and pass this out while you're talking.)

LAUREL: You will all play this game silently, facing away from one another. Dakota & Kaylee, you'll be teammate #1, and Jaleigh and Ames, you'll be teammate #2 for your respective teams.

LAUREL: Question 1: What is teammate #1's favorite color?

(Kaylee writes purple. Dakota writes Pikachu yellow. Jaleigh writes "blue or red?". Ames writes "Yellow, like Pikachu")

LAUREL: Alright contestants! It looks like Dakota and Ames get a point, but Kaylee and Jaleigh are starting off the competition a little rough. Let's see if they can turn it around. Question 2: What is the name of teammate #2's costume character from last Halloween?



SKIT

(Kaylee writes Mal from Descendants. Dakota writes the blue Ninjago guy. Jaleigh writes Mal. Ames writes Jay from Ninjago.)

LAUREL: Alright, contestants! Let's check out these answers. Kaylee & Jaleigh get a point. Dakota and Ames, I'm sorry, I know that Jay is indeed the blue Ninjago guy, but unfortunately our producers are informing me that this question required an actual name. This means that the score is tied up 1-1. Now it's time for our lightning round. For this game, we will ask "Who is the most _____?" and only one of you can answer. If either both of you answer or neither of you answer, your team will not receive a point. Here we go!

LAUREL: Question 1: Who is the goofier friend? (Ames, Kaylee & Jaleigh raise their hands) Point for Ames & Dakota.

LAUREL: Question 2: Who is the better dancer? (Ames, Kaylee & Jaleigh raise their hands) Point for Ames and Dakota.

LAUREL: Question 3: Last question, worth 3 points! Who has the most pairs of shoes? (Dakota & Kaylee raise their hands.) 3 points for both teams, making the final score 5-3. Dakota and Ames are our winners! How do you feel?

DAKOTA: Well, first off, I want to dedicate our win to Jesus. We couldn't have done this without him.

LAUREL: What do you think is the secret of your success?

DAKOTA: That's easy! It's the same as with my relationship with Jesus: spending time together, just like I pray and read my bible every as often as I can. When you spend time together, you get to know each other and a lot of times you start acting like each other. I hope that people can see that I want to act like Jesus would act.

AMES: Exactly!



OBJECT LESSON

ITEMS NEEDED:

A trophy (or a picture of a trophy)

A medal (or a picture of a medal)

A blue ribbon

A picture of 5 stars

Good morning, friends! Welcome back to our final week of our We Go Together series. We've learned so much about how to be a good friend, but this week we're going to turn the tables a little bit. I'm going to show you a few items and I want you to see if you can figure out what they have in common.

Here's the first one! (Hold up the trophy). Okay, here's the next one (hold up the medal). Okay, two more to go. (Hold up the blue ribbon.) Last one! Do you think you guys have an idea yet of the theme? (hold up the 5 stars picture.) Okay who wants to tell me what these things have in common? (Invite kids to raise their hand to answer)

That's right! These are all things people receive when they are the best. When you think of trophies, you might think of the Heisman trophy for college football, the FIFA World Cup Trophy for soccer, or even Lightning McQueen's Piston cup in the movie Cars. We think of Olympic athletes receiving their medals and then for some reason they all try to bite them. And then there are blue ribbons. You know nothing is going to taste better than something that won a blue ribbon at the county fair! And then reviews. If something gets a whole lot of 5-star reviews, it's probably the best of its kind.

When it comes to friendships though, how do we know who our best friend is? Let me tell you a secret: The answer is in the bible! Our passage today tells us that Jesus said "No one has greater love than the one who gives their life for their friends." The best part about Jesus being our best friend is that He chose us!



LARGE GROUP GAME

Friend Tag

This high energy name game requires a large space free of hazards! Start by giving everyone a partner. The pairs link arms and stand in the space with at least a few feet between them and any other pair.

One pair will start the game. They will unlink their arms. Choose one to be the tagger and one to be the runner. The runner begins by running away from the tagger anywhere in the designated space.

The person being chased can run as long as they desire, but in order to stop they must link arms with any person in the circle and call out their name LOUDLY!

Once they have linked up and called out the correct name, the person on the far side must detach from their partner and become the person being chased. This way the person being chased is constantly changing.

If the tagger catches and tags the runner, they switch spots, and the former tagger is now the runner.

An even number of players works best but be prepared to adjust for an odd number if you must. You can create one group of three linked players!

What's the Point?

In the game, you stayed close to your friends just like Jesus stays close to you because He's your best friend!



LARGE GROUP LESSON

BOTTOM LINE:

Kids will say, "Jesus is my best friend."

KEY PASSAGE:

John 15:13-17

INTRO:

We all want to be a good friend, right? I don't think anyone sets out to be a bad friend. During this series, we got to see some really great examples of friendship in the bible. We saw how Jonathan protected David. We saw how Elisha stuck by Elijah to the very end. We even saw how sometimes friends have to have hard, honest conversations with one another like in the story we read about Paul and Peter.

But, we still haven't learned about the ultimate example of friendship in the bible. We haven't talked about the one friendship that goes above and beyond all others. A friendship where someone is willing to lay down his life for his friends.

Can anyone guess who I'm talking about? (Invite kids to shout out the answer.) That's right, it's Jesus! Jesus was, is, and will always be the best friend that ever existed. And, do you want to know the best part? He wants to be YOUR friend! Let's read what the bible has to say about the friendship of Jesus.

READ JOHN 15:13-17

MAIN POINT:

John, one of Jesus' apostles, wrote the book that this passage came from. He had a front row seat for all that Jesus said and did. What's so cool about this passage is that these are the words of Jesus that John recorded!

He said that the greatest love is to die for a friend. This was Jesus' way of trying to prepare his disciples for what was going to happen to Him. He was giving them insider information because they were his friends. He had spent three years with his disciples and he had shared everything he learned from God with them.

The most amazing thing to me about this whole passage is that Jesus chose his disciples. None of them had the right education, background, training, or reputation to follow the Son of God, but Jesus chose them anyway, the same way He has chosen each of us to be his friend!

DRIVE IT HOME:

Here's the thing about following Jesus: if you're following Him closely, you'll start acting more like He would act. You'll start thinking more like He would think. As He



LARGE GROUP LESSON

puts it in this passage, you'll start bearing fruit. What does it mean to bear fruit? It means that your life becomes a reflection of the life Jesus wants you to live. It means that other people will start seeing how you stand out because of your faith. People will see your character and want to know where your hope and joy come from.

Jesus ends with a commandment: Love each other. Sounds easy, right? I mean it's only three words. It's not like a school assignment with a five-paragraph essay or anything. And it has the word "love." Whenever you hear the word "love" you feel all warm and fuzzy inside, right? It's easy to love those that are easy to love, but what about people that make it really hard? Can you still love them, too? Jesus did.

So, now that we know all about this ultimate friendship, there's one more thing you need to know. Jesus not only wants you to be His friend, He wants you to follow Him. If you want to know more about what that means, please come find a teacher and we'll be glad to help you on your journey with Jesus.

CLOSE WITH A SIMPLE PRAYER:

Dear God,

Please help me understand what it means to follow Jesus.

In Jesus' name,
Amen



SMALL GROUP DISCUSSION K-2ND

ICEBREAKER:

What are some things about you that people would say make you a good friend?

MEMORY VERSE ACTIVITY:

First Letter Fill-in Challenge

Before class, write the first letter of each word of the memory verse in order on the board. Read the verse a few times together as a class., Then, see if kids can say the memory verse correctly just by seeing the first letter of each word of the verse. Practice as time and interest allows.

SMALL GROUP GAME/ACTIVITY:

Jesus Trivia

Explain that a lot of times, friends know a lot about each other, so we're going to use this time to see how much we know about our friend, Jesus, by doing some trivia! Invite kids to get into groups of around 4, depending on your group size. Give each team either a small dry erase board or a pad of paper. Explain that you will say a question and then give each team 1 minute to write down an answer. After the minute is up, everyone will share their answers and points will be awarded.

Questions:

Who was Jesus' mother? (Mary)

Which disciple betrayed Jesus (Judas Iscariot)

Who was Jesus' earthly father? (Joseph)

Who baptized Jesus? (John the Baptist)

In what city was Jesus born? (Bethlehem)

How many days did Jesus fast? (40)

How old was Jesus when he started his ministry? (30)

What was Jesus' job before he started his ministry? (carpenter)

Tie breaker question: (1 point per correct answer) Name the 12 disciples

DISCUSSION QUESTIONS:

How does it feel to know Jesus died for you?

How does it feel to know that the Son of God wants to be your friend?

What does it mean to bear fruit?

What are some ways we can grow our friendship with Jesus?

SIMPLE PRAYER:

Dear God,

Please help me to strengthen my friendship with Jesus more every day.

In Jesus' name, Amen



SMALL GROUP DISCUSSION 3RD-5TH

ICEBREAKER:

What are some things about you that people would say make you a good friend?

MEMORY VERSE ACTIVITY:

First Letter Fill-in Challenge

Before class, write the first letter of each word of the memory verse in order on the board. Read the verse a few times together as a class., Then, see if kids can say the memory verse correctly just by seeing the first letter of each word of the verse. Practice as time and interest allows.

Jesus Trivia

Explain that a lot of times, friends know a lot about each other, so we're going to use this time to see how much we know about our friend, Jesus, by doing some trivia! Invite kids to get into groups of around 4, depending on your group size. Give each team either a small dry erase board or a pad of paper. Explain that you will say a question and then give each team 1 minute to write down an answer. After the minute is up, everyone will share their answers and points will be awarded.

Questions:

Who was Jesus' mother? (Mary)

Which disciple betrayed Jesus (Judas Iscariot)

Who was Jesus' earthly father? (Joseph)

Who baptized Jesus? (John the Baptist)

In what city was Jesus born? (Bethlehem)

How many days did Jesus fast? (40)

How old was Jesus when he started his ministry? (30)

What was Jesus' job before he started his ministry? (carpenter)

Tie breaker question: (1 point per correct answer) Name the 12 disciples

DISCUSSION QUESTIONS:

What are some examples of bearing fruit?

Why is it so important for people to love one another?

Why do you think Jesus wants each of us to be His friend?

What do you think it means to follow Jesus?

SIMPLE PRAYER:

Dear God,

Please help me to strengthen my friendship with Jesus more every day.

In Jesus' name,

Amen



POWERPOINT REVIEW GAME

1. Who is talking in this verse?
 - a. John
 - b. Jesus*
 - c. James
 - d. The narrator
2. Who was Jesus talking to?
 - a. A large crowd
 - b. The disciples*
 - c. The Pharisees
 - d. himself
3. What did Jesus call them?
 - a. besties
 - b. homies
 - c. chums
 - d. Friends*
4. Where did Jesus learn from?
 - a. His Father*
 - b. Mary
 - c. Google
 - d. Peer-reviewed academic articles
5. What was Jesus' command?
 - a. Your wish
 - b. Teleport
 - c. Alt + F4
 - d. Love one another*

MAKE IT STICK

WE GO TOGETHER LESSON 4

5 SIMPLE WAYS
YOU CAN MAKE
THIS LESSON STICK
WITH YOUR KIDS

THIS WEEK'S LESSON

5 Simple Ways to Make This Week's Lesson Stick



IN THE CAR:

Ask your child what they learned about this week on the drive home:

Jesus died for everyone, but he didn't do it just to make rules for people to follow. He wants a relationship with us. He wants to be our friend. And He wants to teach us how.



HANGING OUT:

Make this week's lesson real: John 15:13-17

Ask your kids ...

What is the most amazing thing a friend has ever done for you?

What is the most amazing thing you've ever done for a friend?

Who do you know that acts a lot like Jesus?



AT DINNER:

Here are some great discussion starters:

Can you think of any examples in books or movies where someone died for a friend?

How can we show love to people who are difficult to love?



AT BEDTIME:

Quiz your child on this week's memory verse:

"As iron sharpens iron, one person sharpens another." Proverbs 27:17 (NIRV)



PARENT TIME:

What you need to know:

The best example our kids can get about what it means to have a friendship with Jesus is by following our example. Let them see you do your quiet time. Let them hear Christian songs in the car. Pray out loud as a family. If these are not things that you ordinarily do, it can feel awkward at first, but push through! A faith that is lived out sticks far more than a faith that is only talked about.



TAKE HOME

Me & Jesus Story


ITEMS NEEDED:

Paper


Colored pencils, markers crayons

Pens or pencils


Give each child a piece of paper. Invite kids to either draw a picture or write a story of what they would do if they could spend a whole day with Jesus.




“As iron sharpens iron, one person sharpens another.”
Proverbs 27:17 (NIRV)



“As iron sharpens iron, one person sharpens another.”
Proverbs 27:17 (NIRV)



“As iron sharpens iron, one person sharpens another.”
Proverbs 27:17 (NIRV)



“As iron sharpens iron, one person sharpens another.”
Proverbs 27:17 (NIRV)