

## LESSON 4 SNAPSHOT

**BOTTOM LINE:**

Going and sharing about Jesus is what we are called to do!

**OBJECTIVE:**

Kids will learn that they have a part to play in God's mission by being the hands and the feet.

**KEY PASSAGE:**

Acts 8:26-40

**MEMORY VERSE:**

"Therefore go and make disciples of all nations, baptizing them in the name of the Father and of the Son and of the Holy Spirit." Matthew 28:19

**SUMMARY:**

Once we know God through prayer and reading His word, He wants us to go and spread the love of Jesus with others. By following the Holy Spirit's leading, we can help bring others to Christ and welcome them into the family of believers!

**SIMPLE PRAYER:**

*Dear God,*

*Lead us to who you want us to share the love of Jesus with. Help us to obey and trust you as we do!*

*In Jesus' name,  
Amen*

## MEMORY VERSE

*“So you must go and make disciples of all nations. Baptize them in the name of the Father and of the Son and of the Holy Spirit.” Matthew 28:19 (NirV)*

*“Therefore, go and make disciples of all the nations, baptizing them in the name of the Father and the Son and the Holy Spirit.” Matthew 28:19 (NIV)*

*“Therefore, go and make disciples of all the nations, baptizing them in the name of the Father and the Son and the Holy Spirit.” Matthew 28:19 (NLT)*

*“Go ye therefore, and teach all nations, baptizing them in the name of the Father, and of the Son, and of the Holy Ghost.” Matthew 28:19 (KJV)*

### **LARGE GROUP:**

First have all of the students stand and recite the verse together in unison. Then, have the students say the verse from memory as a group as slowly as they can. Next, have them say the verse from memory as quickly as they can. Finally, post the verse on the video screen and read together one final time.

### **SMALL GROUP:**

Give each student a copy of the verse to read. Go around in a circle and have each kid read one word, then the following student reads the next word in order until the entire verse is read like a “chain reaction.” Try this a few times until everyone has had a chance to say a few words out loud from the verse. Try this same activity without the copy of the verse to read and see if the kids can do it from memory!

## SKIT PAGE 1

### WE'RE GOING FISHING (Part 4)

#### ITEMS NEEDED:

Ziplock Bag, Water, Small Toy Fish

#### CHARACTER BREAKDOWN:

1 Boy

1 Girl

1 Sea Captain

#### CHARACTERS:

Jack – boy

Lauren – girl

Captain Fin – Sea Captain

*Captain Fin leaning down in center stage with a fishing net in the “ocean.” Jack and Lauren enter together.*

CAPTAIN FIN: You are just in time.

LAUREN: Why? Is it time to mop the deck again?

JACK: Or steer the boat again?

CAPTAIN FIN: No! Today is the day for fishing!

JACK: Really!?

LAUREN: I can't believe it! We finally get to go fishing!

CAPTAIN FIN: Yes! Can you remember all the things that I've taught you?

LAUREN: Well, let's see. You taught us who we were fishing for. You of course.

JACK: You've taught us how to fish...with a net.

LAUREN: You've taught us to go to the book when we need help with challenges like seaweed.

JACK: You've taught us everything we need to know, right?

## SKIT PAGE 2

CAPTAIN FIN: Wrong. There is always something more to learn. But you are ready.

LAUREN: Okay! Let's try this!

CAPTAIN FIN: Lauren, you grab this end of the net. Jack, you take the other end.

*Lauren and Jack follow Captain Fin's directions and take the net.*

JACK: How long until the fish come?

CAPTAIN FIN: It could be a few minutes or a few hours. But when they come, throw your net in and pull it in together.

LAUREN: I hope it's not a few hours.

JACK: Me too.

CAPTAIN FIN: Do you see that shadow in the water?

JACK: Yes...

CAPTAIN FIN: That is a whole school of fish!

LAUREN: Oh wow! Let's see if we can catch them.

CAPTAIN FIN: Throw your net in and hold onto one end!

Jack tosses the net in and holds onto one end. Lauren leans over to see.

CAPTAIN FIN: Wait for it....wait for it....

*Captain Fin pulls out a sandwich from his shirt pocket, takes a bite, looks at his watch, does a yoga pose.*

CAPTAIN FIN: Wait for it....

JACK: How much more waiting?

CAPTAIN FIN: It depends on the fish. The beta fish usually love the nets. The goldfish usually take their time.

## SKIT PAGE 3

LAUREN: I see one! It's in the net!

CAPTAIN FIN: Well, what are you waiting for Jack and Lauren. Bring that fish in and welcome it into our family!

Lauren and Jack pull the net in together.

CAPTAIN FIN: Here, I'll help you get him into some water. Here we go.

*Captain Fin holds up the fish in the Ziplock bag of water.*

CAPTAIN FIN: What a beauty!

JACK: I can't believe we caught one!

LAUREN: This is the best day!

CAPTAIN FIN: This calls for a celebration! We have a new fish and you two were a big part of making that happen. Seaweed cakes anyone?

LAUREN: Yuck!

JACK: How about some ice cream instead, Captain Fin?

CAPTAIN FIN: Ok, but just this once!

*Captain Fin, Jack, Lauren, and the fish exit stage right together smiling.*

## OBJECT LESSON OR KIDS SERMON

### ITEMS NEEDED:

Globe

Today I am holding this globe in my hands, much like the way that God holds the whole world in His hands. Nothing is out of His control. It is such a relief to know that we can trust God with everything. This world, that fits in God's hands, is really big to us though. It takes so much time to travel around it. It takes so much effort to go from place to place. Imagine crossing a desert or an entire ocean. Imagine trudging through the rainforest or climbing the highest mountains. There are different people groups all over the world, and the only way to get to some of these remote places is by foot, by boat, by camel, maybe even by mountain goat!

Since Jesus told us to GO and spread the news about him with everyone, this means that some will have to travel far to do it. The Holy Spirit leads some of us to our neighbors next door, and some of us to the ends of the earth. I'm going to spin this globe and see where my finger ends up. (Spin globe with finger pointing to it, when it stops, see where your finger lands.)

Look at that, my finger is pointing to \_\_\_\_\_. Maybe God is calling someone right now to travel here as a missionary and spread the news about Jesus' love with them. Wherever the Holy Spirit leads us, we should GO and tell others what Jesus has done for us. We all have a part to play in God's mission!

## LARGE GROUP GAME

### **AROUND THE WORLD**

#### **ITEMS NEEDED:**

Globe Blow-up Ball or any Beach Ball

#### **INSTRUCTIONS:**

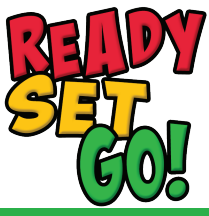
Have all the kids stand spread out in a circle. Throw the ball into the air and hit it to a friend, whoever it gets closest to can hit it to the next friend. Try to keep the ball up in the air with as many hits as you can get before it falls to the ground. Have fun keeping count to see how many hits you can get in a row. Play as many rounds as you like.

#### **VARIATIONS:**

Change it up and give each kid their own balloon to hit and see how many hits they can get in a row before it falls to the ground.

#### **WHAT'S THE POINT?**

The ball represents the entire world. We want everyone to hear about Jesus and for each of us to have a hand in spreading the word!



## LARGE GROUP LESSON

### **BOTTOM LINE:**

Going and sharing about Jesus is what we are called to do!

### **OBJECTIVE:**

Kids will learn that they have a part to play in God's mission by being the hands and the feet.

### **KEY PASSAGE:**

Acts 8:26-40

### **INTRO:**

Have you ever heard that we, as Christians, are God's feet and hands? That is a funny thought! I never thought of myself as a foot. Especially a stinky foot!!! But in all seriousness, we are called to GO and share the good news of Jesus. We are called to love others the way Jesus does. That is why we are the hands and the feet. Can someone raise THEIR hand and tell us one way that we can be God's foot or a hand?

One way to be the hands of Jesus is to help a friend in need. Maybe carry something heavy for them if they can't or weed their garden if it is too hard for them. Another way is to help heal someone through the Holy Spirit if you have the gift of healing. Many of the disciples were given this gift and they literally put their hands on someone and they were healed by God! Isn't that amazing!??

One way to be the feet of Jesus is to carry on the mission of spreading the good news that Jesus came to save us from our sins. Walking here, walking there, and telling others about God. Traveling across the world as a missionary and going to places that haven't yet heard about Jesus is how to be God's feet.

This is why we are the hands and the feet. We are asked to GO and do these things because we are part of God's plan to bring others into the Kingdom of Heaven. Do you remember way back at the beginning of this Bible series, READY, SET, GO, that we talked about how we have a purpose. This is our main purpose on earth, and it is so wonderful to be part of God's plan and mission! Going and telling people about Jesus is what we are called to do! Now, let's read our passage for today:

**READ ACTS 8:26-40**



## LARGE GROUP LESSON

### MAIN POINT:

This is amazing! Look what we can accomplish through Jesus when God asks us to do something and we obey Him. There is another story that you might have heard about a man named Jonah. He did not want to go and tell a people group about God when God told him to. Instead, he ran away and ended up inside a whale. I mean really! We might not always end up inside a whale when we run from God, but it does paint a picture that we can NOT run from God. He is everywhere. When we do obey God and GO to tell others about Him, God will have us and those people in His hands and we can trust that He will be there with us!

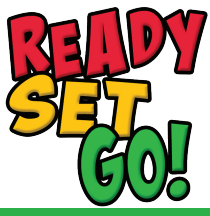
The really cool thing about spreading the word about Jesus is that it's contagious! When we tell someone and they accept the Lord, they can tell someone else too. We all have the same mission and we are in this together. It is a wonderful thing to know that we have fellow believers and we are not alone in this purpose.

### DRIVE IT HOME:

Speaking of not being alone, I want everyone to stand up from their seats. We are going to try to accomplish something that I think will be very cool. I want us all to see how quickly the message of Jesus can spread. Everyone, hold hands with the person next to you. Don't worry, we can wash our hands afterwards if you are afraid of getting cooties. But for right now, hold your friend's hand. Let's start with this row of seats here. (Point to the front row of seats.) Beginning with this side of the row, put your left hand into the air followed by your right and do the "wave" all the way down from person to person. You may have seen people do this at a football game before. It's called "the wave." Great! Now this next row, try it!.... (Keep going until all the rows have tried.)

Okay now I have a challenge for you. As soon as the first row is done, I want this second row to start, and then the third until we get through the entire room. Do you guys think you can do it?! Alright, READY, SET, GO!

Awesome job guys! Just like in the way that this wave of hands spread through the room, the love of Jesus spreads through the entire world. It is our mission to keep it spreading. We can do this by how we treat others with love, patience, and kindness. We can do this by telling others about God. We can do this by going to church, reading our Bible, and praying, so that we can be READY, SET, and GO!



## LARGE GROUP LESSON

### **CLOSE WITH A SIMPLE PRAYER:**

*Dear Jesus,*

*Lead us to who you want us to share the love of Jesus with. Help us to obey and trust You as we do!*

*In Jesus' name,  
Amen*

## SMALL GROUP DISCUSSION (K-2ND)

### ICEBREAKER:

Have you ever traveled to another state or another country? Where have you gone and what have you seen there?

### MEMORY VERSE ACTIVITY:

Go around in a circle and have the first kid say the first word from the verse, then the following student says the next word in order until the entire verse is said like a “chain reaction.” If the kids can’t remember the verse, read the word to them and have them repeat you. Try this a few times until everyone has had a chance to say a few words out loud from the verse. End with everyone saying the verse all together from memory.

### SMALL GROUP GAME/ACTIVITY:

Play “slap dilly oh so” where everyone sits in a circle and puts their hands out, palms facing up, with their left hand under their friend’s hand, and their right hand on top of their other friend’s hand. When one friend slaps their neighbor’s hand with their right hand, the next friend takes the hand that was slapped and slaps their neighbor’s hand with their right hand. Keep going around in a circle and say “Slap dilly oh so slap, slap, slap. Have you heard about Jesus, Jesus, Jesus, Jesus? He’s good, He’s great, He loves you soooo, 1 2 3 GO!” Whoever gets slapped at “GO!” can go into the middle of the circle and watch. This represents them hearing about Jesus and being in God’s family! Keep playing until there are just two left where they can give each other a double high five when they say “GO” at the end and join the center!

### DISCUSSION QUESTIONS:

- Read Acts 8:26-40
- Who told Philip to go to the desert road?
- Who was the message from?
- How does God speak to us?
- Do you know anyone that hasn’t heard about Jesus yet?
- What is one thing that you can tell them about God?

### SIMPLE PRAYER:

*Dear God,*

*Help us to go and tell others about You!*

*In Jesus’ name,  
Amen*

## SMALL GROUP DISCUSSION (3-5TH)

### ICEBREAKER:

Have you ever traveled to another state or another country? Where have you gone and what have you seen there?

### MEMORY VERSE ACTIVITY:

Give each student a copy of the verse to read. Go around in a circle and have each kid read one word, then the following student reads the next word in order until the entire verse is read like a “chain reaction.” Try this a few times until everyone has had a chance to say a few words out loud from the verse. Try this same activity without the copy of the verse to read and see if the kids can do it from memory.

### SMALL GROUP GAME/ACTIVITY:

Play “slap dilly oh so” where everyone sits in a circle and puts their hands out, palms facing up, with their left hand under their friend’s hand, and their right hand on top of their other friend. When one friend slaps their neighbor’s hand with their right hand, the next friend takes the hand that was slapped and slaps the next neighbor’s hand with their right hand. Keep going around in a circle and say “Slap dilly oh so slap, slap, slap. Have you heard about Jesus, Jesus, Jesus, Jesus? He’s good, He’s great, He loves you soooo, 1 2 3 GO!” Whoever gets slapped at “GO!” can go into the middle of the circle and watch. This represents them hearing about Jesus and being in God’s family! Keep playing until there are just two left where they can give each other a double high five when they say “GO” at the end and join the center!

### DISCUSSION QUESTIONS:

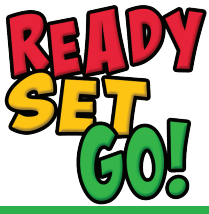
- Read Acts 8:26-40
- How does God speak to us?
- Why is it so important that we obey the call to share with others about Jesus?
- Do you know anyone that hasn’t heard about Jesus yet?
- Have you ever told someone about Jesus before? If so, how did they respond?
- Why does prayer, reading God’s word, and listening to the Holy Spirit help us to GO and share?
- Have you ever thought about inviting a friend to come to church with you?

### SIMPLE PRAYER:

*Dear God,*

*Help us to go and tell others about You!*

*In Jesus’ name, Amen*



## POWERPOINT REVIEW GAME

TRUE OR FALSE

Philip ran away from the angel.  
FALSE

Eunuch needed someone to explain the gospel to him.  
TRUE

Jesus died for everyone's sins and He wants everyone to know about Him!  
TRUE

Sharing the love of Jesus is something we need to do in our neighborhoods and all over the world.  
TRUE

Kids need to wait until they are grown ups to be able to tell others about Jesus.  
FALSE

# MAKE IT STICK

READY, SET, GO! LESSON 4

5 SIMPLE WAYS  
YOU CAN MAKE  
THIS LESSON STICK  
WITH YOUR KIDS

## THIS WEEK'S LESSON:



### IN THE CAR:

On the drive home, ask your child what he learned about this week: What part do you have to play in God's mission? Who did you read about today that listened to God and shared about Jesus? His name was Philip, and he was just one of the many missionaries who shared the love of Jesus with others! Have you ever thought about how you can be a missionary in your neighborhood or even around the world someday? Acts 8:26-40



### HANGING OUT:

Make this week's lesson real:

Ask your child to look for opportunities to share Jesus with others at school, at sports, at the park, etc throughout their day. Encourage them to remember to pray to God and read the Bible so that they are prepared to share!



### AT DINNER:

- Here are some great discussion starters:
- Do you have any friends who don't know about Jesus?
- How can we show the love of Jesus to someone who is sad or angry?
- Are you remembering to pray about everything and trust God with your challenges?



### AT BEDTIME:

Quiz your child on this week's memory verse:

*"Therefore go and make disciples of all nations, baptizing them in the name of the Father and of the Son and of the Holy Spirit." Matthew 28:19*



### PARENT TIME:

What you need to know:

Sharing your faith with others is sometimes challenging! Reminding your child to be praying and reading God's word will strengthen their faith so that they can be ready to share. It is so important that we are listening for the Holy Spirit's calling on our hearts when and where to share about Jesus and to let Him lead us. God is the one who will do the work in their hearts, we are the ones who get to be a part of His mission!

READY, SET, GO! LESSON 4: GO!

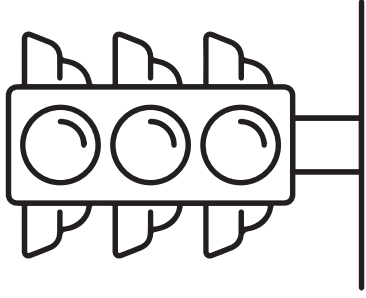
## TAKE HOME ACTIVITY

### **Making a List**

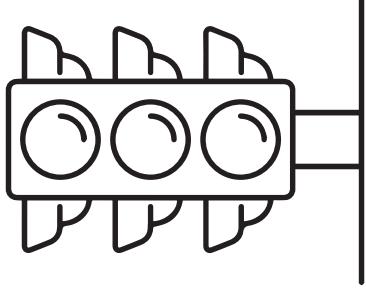
Praying for people in our lives who don't know Jesus yet is an important part of being prepared to speak with them.

Have your child begin a list in their journal. Write down names of friends, family, acquaintances, etc. who they come across that don't know Jesus yet. Once they have written down a name, ask your child to pray for that person to prepare their hearts for your child to tell them about Jesus. Next, have your child pray for opportunities to share. Finally, ask your child to pray for that person whenever they see them or look at their list.

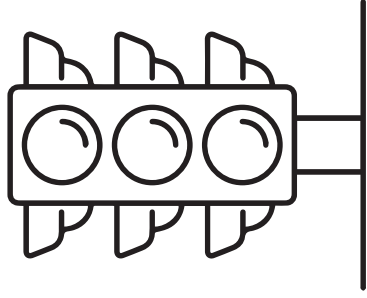
This will help them to form a habit of prayer and dependence on the Lord for His direction, guidance, and leading to share the good news!



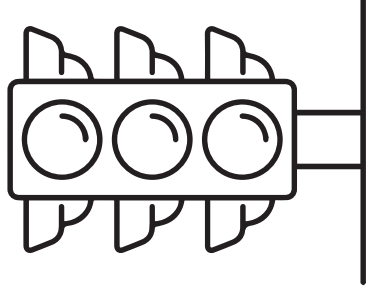
"Therefore, go and make disciples of all the nations, baptizing them in the name of the Father and the Son and the Holy Spirit."  
- Matthew 28:19 (NIV)



"Therefore, go and make disciples of all the nations, baptizing them in the name of the Father and the Son and the Holy Spirit."  
- Matthew 28:19 (NIV)



"Therefore, go and make disciples of all the nations, baptizing them in the name of the Father and the Son and the Holy Spirit."  
- Matthew 28:19 (NIV)



"Therefore, go and make disciples of all the nations, baptizing them in the name of the Father and the Son and the Holy Spirit."  
- Matthew 28:19 (NIV)