



LESSON 4 SNAPSHOT

BOTTOM LINE:

Jesus loves me; I can love other people.

OBJECTIVE:

Kids will learn "I can keep my cool and show love because Jesus loves me."

KEY PASSAGE:

John 13:34-35, Love One Another

MEMORY VERSE:

"A person with a bad temper stirs up conflict. But a person who is patient calms things down." Proverbs 15:18 (NIRV)

SUMMARY:

Just like a snowball rolling down a hill soon turns into a gigantic snowball that's too heavy to lift, our decision to show love instead of anger can have a gigantic impact on the people around us.

SIMPLE PRAYER:

Dear God,

You love us so much. Help us to love other people the way that you do.

*In Jesus' name,
Amen*



MEMORY VERSE

"A person with a bad temper stirs up conflict. But a person who is patient calms things down." Proverbs 15:18 (NIRV)

"A hot-tempered person stirs up conflict, but the one who is patient calms a quarrel." Proverbs 15:18 (NIV)

"A hot-tempered person starts fights; a cool-tempered person stops them." Proverbs 15:18 (NLT)

"A wrathful man stirreth up strife: but he that is slow to anger appeaseth strife." Proverbs 15:18 (KJV)

LARGE GROUP:

Split the main group in two. See which group can recite the memory verse from memory the loudest.

SMALL GROUP:

Without putting the verse on display or looking it up, see how many kids can recite the memory verse.



SKIT PAGE 1

POLAR BEAR AND PENGUIN: LOVE

ITEMS NEEDED:

Polar bear puppet or costume
Penguin puppet or costume
The stage should be a frozen, wintry wonderland

CHARACTER BREAKDOWN:

2 Flexible

CHARACTERS:

Polar Bear - A laid back sort of guy (or girl)
Penguin - One nervous bird

Polar Bear enters, looking uncharacteristically nervous.

POLAR BEAR: What is wrong with you, Polar Bear? This isn't like you. Chill out. Chill. Don't lose your cool.

Penguin enters, uncharacteristically happy.

PENGUIN: Good morning, Polar Bear. It looks like it's going to be a lovely day. Polar Bear paces.

POLAR BEAR: Yeah, I guess.

PENGUIN: The sun is shining. The fish are plentiful. The snow is especially white and bright this morning.

POLAR BEAR: Cool, cool, cool.

PENGUIN: Polar Bear, what's wrong? You don't look very. . .

POLAR BEAR: Chill?

PENGUIN: Yeah, you're always so chill. But you look different today.

POLAR BEAR: I usually feel chill. I like to keep my cool. But I'm not feeling it today. Today I am feeling sad and anxious. I am not myself today. I don't know what to do.



SKIT PAGE 2

Penguin gives Polar Bear a nice long hug. Polar Bear relaxes into the hug.

POLAR BEAR: Thanks, Penguin. What was that?

PENGUIN: Just a hug. It looked like you could use it.

POLAR BEAR: I do feel a little bit better.

PENGUIN: I want you to know that I love you, Polar Bear. And God loves you too.

POLAR BEAR: Wow, I needed to hear that. I have to say, Penguin, you seem a lot more chill lately.

PENGUIN: I can keep my cool and show love because Jesus loves me.

POLAR BEAR: I know that Jesus loves me, but I think we all forget sometimes. Thanks for loving me and reminding me that Jesus loves me.

PENGUIN: Jesus said that when we love each other, people would know that we are Jesus' followers. I want the world to know that I follow Jesus. Besides, what are friends for?

POLAR BEAR: I feel so much better now. I'm ready to go out and show others love.

PENGUIN: But, Polar Bear, we're the only two out here.

POLAR BEAR: Well then, let's go out and find some others. I want to share Jesus' love with everyone.

PENGUIN: Sounds like a plan. Let's go.

Penguin and Polar Bear hurry off stage together.

End.



OBJECT LESSON OR KIDS SERMON

ITEMS NEEDED:

Snowcones

Bring out one ball of shaved ice without syrup and without the cup. It will have a similar look to a snowball.

What have I got here? It looks like a snowball, but it's really just a ball of shaved ice. Sort of a snowball with man made snow rather than snow that fell from the sky.

So there are snowballs, and then there is the snowball effect. The snowball effect is when you roll a snowball down a hill. If the snow on the ground is loose enough, then it will stick to the snowball. The snowball gets bigger and bigger as it runs down the hill. By the time it hits the bottom, the snowball might even be too heavy to lift. If you don't have a hill, you could also roll the snowball along the ground. You can get the same effect, but it takes a lot more effort.

Our actions can start a snowball effect. Last week we talked about anger. When someone yells at me in anger, that puts me in a bad mood and I'm likely to yell at someone else. The anger just spreads and spreads. But we can spread good things too. We can spread kindness. One kind word can lift someone's spirits, and they share that kindness with others. Love can be spread. Jesus loves us, and he commands us to love other people. When people see our love, they will see Jesus. And then they can know Jesus' love too and become his disciples.

Sharing Jesus with others. That's the best snowball effect we could ever hope to see.

Bring out snow cones – this time with the syrup and cups – for the kids to enjoy together.



LARGE GROUP GAME

DOMINO EFFECT

ITEMS NEEDED:

Dominoes (lots of them)

INSTRUCTIONS:

Create teams of three. (The number of teams you have will depend on the number of dominoes you have.)

Give a set amount of time for teams to build their best domino chain. When the time is over, take turns watching teams set off their domino chains.

VARIATIONS:

Instead of a time limit, give each team the same number of dominoes which they must use in their chain. The team that has the least dominoes still standing after their chain has been set off is the winner.

WHAT'S THE POINT?

We can think of spreading love as the domino effect (as well as the snowball effect). When we share love with one person, that person shares love with another, and soon the love has spread out to everyone. I can keep my cool and show love because Jesus loves me.



LARGE GROUP LESSON

BOTTOM LINE:

Jesus loves me; I can love other people.

OBJECTIVE:

Kids will learn "I can keep my cool and show love because Jesus loves me."

KEY PASSAGE:

John 13:34-35, Love One Another

INTRO:

We've been talking for a while now about learning to Chill! Keeping cool. When things heat up, it can be hard to keep our cool. But God calls us to show love, be slow to anger, and be kind to others. With His help, we can stay as cool as an arctic wind, no matter what we face.

Last week, we talked about being slow to speak and slow to become angry. When we speak out in anger, our words can hurt other people. We don't want that at all. So what should our words be?

We can be slow to speak, but at some point we have to say something. What kind of words should we be speaking to other people? What about our actions? What should they be?

For that answer, we're going to read just two verses from the Bible. Before Jesus went to the cross to die for our sins, he had dinner with his disciples. He shared with them lots of things. He gave them instructions on what to do now. Let's see what Jesus said to his disciples.

READ JOHN 13:34-35



LARGE GROUP LESSON

MAIN POINT:

Jesus told his disciples to love one another. He called it a new command. But what was so new about it? Jesus didn't just tell his disciples to love one another, he told them to love each other in the same way that Jesus loved them. Now no one could love them better than Jesus. The Son of God loved his disciples perfectly. In fact he was getting ready to show them just how deep his love was, by laying down his life on the cross.

Jesus said that if the disciples would love each other the way Jesus loved them, that the world would take notice. Others would be able to look at that love and know that these were Jesus' disciples.

DRIVE IT HOME:

This new command wasn't just for the disciples having dinner with Jesus that night. This new command is for everyone who has followed Jesus throughout history and all of us who follow Jesus today. We are his disciples, and we have the same responsibility to love one another.

What does this love look like? It's not just having warm fuzzy feelings for someone. It's showing love with our words but also without actions. Showing love could be cleaning up your room even before your mom asks you too. It could be telling your dad how much time you enjoy spending time with him. Love could be listening to the teacher's lesson when you rather talk with your friends.

Love can look like a lot of different things. But however we love, we love in Jesus' name. We can ask Jesus to show us ways to love other people. We can look for chances to tell other people about Jesus. That's the most loving thing we can do for anyone, tell them about Jesus. He loves us perfectly, even when we fail sometimes.

When you roll a snowball down a hill, it will pick up the loose snow it touches along the way. By the time it hits the bottom of the hill, the snowball can even be too big to carry. When we love others, they start to act out in love as well, and that love gets more people on board. We create a snowball effect of love. And we do it all for Jesus, who first loved us.

I can keep my cool and show love because Jesus loves me.



LARGE GROUP LESSON

CLOSE WITH A SIMPLE PRAYER:

Dear God,

You love us so much. Help us to love other people the way that you do.

In Jesus' name,

Amen



SMALL GROUP DISCUSSION (K-2ND)

ICEBREAKER:

What winter sport do you love to play or would you love to try?

MEMORY VERSE ACTIVITY:

Proverbs 15:18

Without putting the verse on display or looking it up, see how many kids can recite the memory verse.

SMALL GROUP GAME/ACTIVITY:

Crinkle up some scrap paper into balls and have a snowball fight.

DISCUSSION QUESTIONS:

Read John 13:34-35

What new command did Jesus give his disciples?

What made this command so new?

How will people know that we are Jesus' disciples?

What is one way that you can show love with your words today?

What is one way that you can show love with your actions today?

SIMPLE PRAYER:

Dear God,

We praise you and thank you for loving us. Help us to love one another.

In Jesus' name,

Amen



SMALL GROUP DISCUSSION (3-5TH)

ICEBREAKER:

What winter sport do you love to play or would you love to try?

MEMORY VERSE ACTIVITY:

Proverbs 15:18

Without putting the verse on display or looking it up, see how many kids can recite the memory verse.

SMALL GROUP GAME/ACTIVITY:

Crinkle up some scrap paper into balls and have a snowball fight.

DISCUSSION QUESTIONS:

Read John 13:34-35

What new command did Jesus give his disciples?

What made this command so new?

How will people know that we are Jesus' disciples?

What is one way that you can show love with your words today?

What is one way that you can show love with your actions today?

SIMPLE PRAYER:

Dear God,

We praise you and thank you for loving us. Help us to love one another.

In Jesus' name,

Amen



POWERPOINT REVIEW GAME

FILL IN THE BLANK

1. Jesus gave us a _____ command.
NEW

2. "Love ____ ____."
ONE ANOTHER

3. Jesus commands us to love others in the way that _____ loves us.
HE (JESUS)

4. If we love one another, others will know that we are Jesus' _____.
DISCIPLES

5. I can keep my _____ and show love because Jesus loves me.
COOL

MAKE IT STICK

CHILL LESSON 4

5 SIMPLE WAYS
YOU CAN MAKE
THIS LESSON STICK
WITH YOUR KIDS

THIS WEEK'S LESSON:



IN THE CAR:

Ask your child what they learned about this week on the drive home: Just like a snowball rolling down a hill soon turns into a gigantic snowball that's too heavy to lift, our decision to show love instead of anger can have a gigantic impact on the people around us. John 13:34-35, Love One Another



HANGING OUT:

Make this week's lesson real: Have a hugging contest this week. See how many times you or your kid initiates an unexpected hug. Make sure to say "I love you" with each embrace.



AT DINNER:

- Here are some great discussion starters:
- What "new" command did Jesus give to his disciples?
- What made this command new?
- What are some ways we can show love to one another?



AT BEDTIME:

Quiz your child on this week's memory verse: "A person with a bad temper stirs up conflict. But a person who is patient calms things down." Proverbs 15:18 (NIRV)




PARENT TIME:

What you need to know: Love sometimes requires sacrifice and effort. And sometimes expressing love calls us to have fun and show our joy. As a parent, you are all too familiar with the sacrifice and effort aspect of love. Take some time this week to look for ways to experience the more lighthearted expressions of love with your kids.




TAKE HOME ACTIVITY


Have the kids divvy up the snowballs from their small group time. Give them more paper to make extra snowballs to take home. Encourage them to have a snowball fight this week, remembering that when we love others it creates a snowball effect that grows and grows.




“A hot-tempered person stirs up conflict,
but the one who is patient calms a quarrel.”
- Proverbs 15:18 (NIV)



“A hot-tempered person stirs up conflict,
but the one who is patient calms a quarrel.”
- Proverbs 15:18 (NIV)



“A hot-tempered person stirs up conflict,
but the one who is patient calms a quarrel.”
- Proverbs 15:18 (NIV)



“A hot-tempered person stirs up conflict,
but the one who is patient calms a quarrel.”
- Proverbs 15:18 (NIV)