



LESSON 3 SNAPSHOT

BOTTOM LINE:

Friends are honest with each other.

OBJECTIVE:

Kids will say, "Friends are honest with each other."

KEY PASSAGE:

Galatians 2:11-14 Paul Confronts Peter

MEMORY VERSE:

"As iron sharpens iron, one person sharpens another." Proverbs 27:17 (NIRV)

SUMMARY:

Paul and Peter were good friends because they both believed in one mission: to tell the world about Jesus. Peter was known as the rock on which the church was built, but sometimes he made bad choices. Luckily, he had a friend like Paul who was honest with him when he was wrong.

SIMPLE PRAYER:

Dear God,

Please help me to always be honest with my friends.

In Jesus' name,
Amen



MEMORY VERSE

“As iron sharpens iron, one person sharpens another.” Proverbs 27:17 (NIRV)

“As iron sharpens iron, so one person sharpens another.” Proverbs 27:17 (NIV)

“As iron sharpens iron, so a friend sharpens a friend.” Proverbs 27:17 (NLT)

“Iron sharpeneth iron; so a man sharpeneth the countenance of his friend.” Proverbs 27:17 (KJV)

LARGE GROUP:

Be Honest With Me

Tell the kids that you are going to say the verse, but sometimes you’re going to make a mistake. Explain that you need them to be honest with you and tell you if you made a mistake. After you have completed the verse, invite them to raise their hand and tell you what the mistake was or if there was no mistake, have them give you a thumbs up. After each round, invite the kids to say the verse as a group.

SMALL GROUP:

Scripture Pop-Up

Assign each child a different word from the memory verse. If you have more children than words, give more than one child the same word. Instruct the children to mix themselves up and crouch down. As you read the verse, children should each jump up when they hear their word. Then have them quickly crouch down again.

Reread the verse a number of times in several ways — fast, slow, in a high voice, in a low voice. Finally, read the verse and have kids pop up and stand in a line — in order like the verse.



SKIT

We're Honest With Each Other

ITEMS NEEDED:

Banner that says, "We go together."
Fake microphone
Fanny pack or backpack

CHARACTER BREAKDOWN

2 F, 1 M

CHARACTERS

Ames- Friend #1
Dakota- Friend #2
Laurel Ann True- Game Show Host

(We Go Together is an "Amazing Race"-type show. Contestants will have to complete tasks and answer questions about each other to prove who are the best friends and win the game. Ames and Dakota have only been best friends for 1 school year.)

LAUREL: Hello! I'm Laurel Ann True. Welcome to We Go Together, the challenge show where contestants prove who are the best friends by answering questions about each other and completing challenges! Last week provided another shocking twist when teammates Mallory and Delilah were disqualified from the competition. Let's bring out our first team of the day, Dakota and Ames!

(Dakota and Ames walk on stage)

AMES: (waving, acting arrogant.) Thank you! Thank you! I know, we are awesome!

DAKOTA: (nudges Ames) What are you doing?

AMES: Giving the audience what they want. They know we are the sweethearts of this competition.

DAKOTA: Ames, we haven't even really competed. We just keep getting through by default.

AMES: It's called the gift of fortune. Or maybe it's all of these good luck charms I've been keeping in my backpack. I have a 4-leaf clover, a rabbit's foot, a horseshoe, my lucky penny, and a scarab beetle. Wanna see?

DAKOTA: (wincing) No, definitely not. Is the beetle..still alive?



SKIT

AMES: I hope so, the good luck doesn't work if he's dead. Let me pull him out and check. (Reaches for zipper on bag.)

LAUREL: Nooooo!

(Dakota and Ames both jump, startled.)

LAUREL: I'm sorry. I didn't mean to scare you, but we have specific rules in our contract with the studio about scarab beetles after the incident on our sister show "You can eat that?" (shakes head) It turns out just because you CAN eat something doesn't mean you SHOULD eat something. Lesson learned. Either way, you can check on your beetle friend, later, okay?

AMES: (patting his bag, whispering) I know you're okay, Beetlejuice.

LAUREL: Well, let's get along with our show today. We have a brand-new competition today, but before I tell you what it is, I need to make sure you're not going to have a bad altitude.

AMES: Don't you mean attitude?

LAUREL: (giggles) Please excuse my bad plane joke. I guess it didn't land.

AMES: What are you talking about?

LAUREL: I think these jokes are flying right over your head!

DAKOTA: Not mine! Laurel, these jokes are first class (winks).

AMES: What is happening here?!?

DAKOTA: Don't you get it, Ames, you goober? Our competition today has to do with an airplane! I hope we get to go skydiving!

AMES: Skydiving? I don't even like to jump off the diving board.

LAUREL: Wow! I didn't realized how much I had to say about airplanes. I was really just winging it!

(Dakota and Laurel laugh at her joke. Ames crosses his arms. Dakota looks over and notices that Ames is upset.)

DAKOTA: Ames, what's wrong? That joke was hil-AIR-rious! Get it? Air? Like an airplane?



SKIT

AMES: You've been hurting my feelings ever since we've been on air today. First, you didn't let me have my amazing entrance, then you called me a goober. And now you're telling me that I have to think a joke is funny when I don't?

DAKOTA: Ames, I'm so sorry. I didn't mean to hurt your feelings. Thank you so much for being honest with me. You're right, I shouldn't have called you a goober. Can you forgive me?

AMES: Of course! Now let's go and do something with planes!

LAUREL: Actually, gentlemen, that won't be necessary. It turns out one of our teams misunderstood the instructions and made "hairplanes." I won't even show you what they look like because these are the things of nightmares. Either way, due to the team's failure to follow instructions, you two get to move on to the final round. (Looks to audience.) That's our show! Please join us next week for the finale of "We Go Together." Hopefully, we'll get to do a real competition next week!



OBJECT LESSON

ITEMS NEEDED:

Stuffed Animal

A rock the same size as the stuffed animal

Hello friends! Welcome back for our third week of our We Go Together series! We are learning all about the kind of friend God wants each of us to be. Last week we learned that friends stick together. This week, we will learn that friends are honest with each other.

Sometimes it can be hard to tell the truth to a friend. Maybe it's because you don't want to hurt their feelings. Maybe you're afraid they won't like you anymore and not want to be your friend. Or maybe you don't want to tell the truth about something that you may have done because you don't want them to be mad at you.

Whatever the case, you have a decision to make: Fluff (pick up stuffed animal and then set it down) or Tough (pick up rock and set it down.) While it can be easier to choose fluff in the moment because it feels better, in the long run, it's a lie and lies will always be found out. Choosing fluff is like choosing cotton candy. If you only ever eat cotton candy, it would be really bad for your body. Choosing tough means choosing to eat your fruits and vegetables because they will make you strong and healthy.

If a friend is doing something wrong and you see it, as hard as it is, it's best to choose tough. You can tell that friend that you are calling them out because you want what's best for them. Can any of you think of a time when you had to be honest with a friend? (Invite kids to raise their hands and share answers with the class.) Maybe you found out that a friend cheated on a test or copied someone's homework. Maybe a friend said something mean about somebody else.

Whatever the case may be, choose tough, not fluff. Fluff may be easy, but tough is better. Your friend may be mad for a little bit, but you'll feel peace knowing you did the right thing.



LARGE GROUP GAME

Fluff & Tough Tag

This game is played basically like Sharks and Minnows. One child is the “Tough” and stands in the middle of the room. The other kids are the “fluffs” and line up at one end of the room. The object is for the “fluffs” to get from one end of the room to the other without being caught, aka tagged, by the “Tough”. If tagged, then the “fluff” also becomes a “Tough”. The game is repeated as the number of “Toughs” grows. Play as time and interest allow, allowing the last “fluff” to become the first “Tough” of the next round.

What's the Point?

Just like you don't want to have to have a tough conversation, you didn't want the tough to get you. But when there were more “Toughs” everyone worked together like good friends.



LARGE GROUP LESSON

BOTTOM LINE:

Friends are honest with each other.

OBJECTIVE:

Kids will say, "Friends are honest with each other."

KEY PASSAGE:

Galatians 2:11-14 Paul Confronts Peter

INTRO:

We all want to have true friends, right? How do you know someone is a good friend? (take answers from audience) Those are all very good things! To me, one of the best signs of a true friend is someone who will be honest with you.

Friends who are willing to be honest with you are truly good friends because they want what's best for you. They want you to be the best version of yourself. If a friend would lie just to make you feel better, does that really help you in the long run?

We're going to read a great story in the bible about two famous friends. They both were on mission to spread the word about Jesus. Let's find out what the bible says about how to confront a friend.

READ GALATIANS 2:11-14**MAIN POINT:**

The passage we read was written by Paul, who wrote most of the New Testament. He wrote letters to churches to help them learn more about Jesus and how to be the Church. In this letter, he talks about a challenge he had with another Christian friend, Peter, one of Jesus's disciples.

Paul had seen and heard that Peter was acting in a way that would not help bring people to Jesus. He knew it was wrong and he wanted Peter to be successful, so he had to tell him the truth. Paul was brave for doing this.

Peter had been acting differently because a new group of people came and he was afraid of them. He believed in Jesus, but acted a different way and that was not honest. He caused other people to act wrongly too. Even Barnabas, another leader in the church was led astray. His actions had hurt people and someone needed to tell him.

DRIVE IT HOME:

One of the key things that sticks out in this passage is how Paul chose to be honest with Peter. It says that Paul told him to his face. This means that Paul didn't just write a letter and stay far away so that Peter couldn't get mad at him. It also means that Paul didn't go



LARGE GROUP LESSON

behind Peter's back and tell everyone else the bad things Peter was doing. That's called gossip, and it hurts people.

Paul could have just gotten mad and said you're wrong and we're not friends anymore, but he didn't. He knew Peter loved Jesus. He knew that Peter wanted to bring people to Jesus. He knew Peter was scared. So, Paul called him out. Paul helped Peter see his mistake.

Now, that must have been scary for Paul. He didn't know how Peter would react. But he knew he was doing the right thing, and that was most important. Here's a secret: sometimes when we're honest with someone, it may feel like we're not being a good friend because they might not want to hear what we have to say. But we're honest with them because we want what's best for them.

CLOSE WITH A SIMPLE PRAYER:

Dear God,

Please give me friends that will always be honest with me like Paul was with Peter.

In Jesus' name,
Amen



SMALL GROUP DISCUSSION K-2ND

ICEBREAKER:

Would you rather do a foam pit obstacle course or a tough mudder obstacle course?

MEMORY VERSE ACTIVITY:

Scripture Pop-Up

Assign each child a different word from the memory verse. If you have more children than words, give more than one child the same word. Instruct the children to mix themselves up and crouch down. As you read the verse, children should each jump up when they hear their word. Then have them quickly crouch down again.

Reread the verse a number of times in several ways — fast, slow, in a high voice, in a low voice. Finally, read the verse and have kids pop up and stand in a line — in order like the verse.

SMALL GROUP GAME/ACTIVITY:

Two Truths and a Lie

To play this game each person takes turns stating two truths (true statements) about themselves and one Lie (false statement). After each person takes their turn, the others in the group have to try to figure out which of the three statements was the “Lie”.

DISCUSSION QUESTIONS:

What is a Gentile?

Who was Paul?

Who was Peter?

Who was Barnabas?

SIMPLE PRAYER:

Dear God,

Please help me to react well when friends are honest with me, even if it's something I don't want to hear.

In Jesus' name,
Amen



SMALL GROUP DISCUSSION 3RD-5TH

ICEBREAKER:

Would you rather do a foam pit obstacle course or a tough mudder obstacle course?

MEMORY VERSE ACTIVITY:

Scripture Pop-Up

Assign each child a different word from the memory verse. If you have more children than words, give more than one child the same word. Instruct the children to mix themselves up and crouch down. As you read the verse, children should each jump up when they hear their word. Then have them quickly crouch down again.

Reread the verse a number of times in several ways — fast, slow, in a high voice, in a low voice. Finally, read the verse and have kids pop up and stand in a line — in order like the verse.

SMALL GROUP GAME/ACTIVITY:

Two Truths and a Lie

To play this game each person takes turns stating two truths (true statements) about themselves and one Lie (false statement). After each person takes their turn, the others in the group have to try to figure out which of the three statements was the “Lie”.

DISCUSSION QUESTIONS:

Why is important to tell someone the truth face to face?

Why did Peter separate himself from the Gentiles?

Why was Peter afraid of the group sent by James?

What do you think would have happened if Paul hadn't told Peter the truth?

SIMPLE PRAYER:

Dear God,

Please help me to react well when friends are honest with me, even if it's something I don't want to hear.

In Jesus' name,
Amen



POWERPOINT REVIEW GAME

1. What city did Peter come to?
 - a. Akron
 - b. Athens
 - c. Abercrombie
 - d. Antioch*
2. Who did Peter used to eat with?
 - a. The geologists
 - b. The Gentiles*
 - c. The Jetsons
 - d. The cool kids
3. Who was Peter afraid of?
 - a. The group sent by James*
 - b. The group sent by Barnabas
 - c. The group of monkeys
 - d. The group of goats
4. Who was let astray?
 - a. Barry
 - b. Barney
 - c. Barnabas*
 - d. Bartholomew
5. What ways was Peter trying to make the Gentiles follow?
 - a. Jewish*
 - b. Pagan
 - c. Separate
 - d. Mandalorian

MAKE IT STICK

WE GO TOGETHER LESSON 3

5 SIMPLE WAYS
YOU CAN MAKE
THIS LESSON STICK
WITH YOUR KIDS

THIS WEEK'S LESSON

5 Simple Ways to Make This Week's Lesson Stick



IN THE CAR:

Ask your child what they learned about this week on the drive home:

Paul and Peter were good friends because they both believed in one mission: to tell the world about Jesus. Peter was known as the rock on which the church was built, but sometimes he made bad choices. Luckily, he had a friend like Paul who was honest with him when he was wrong.



HANGING OUT:

Galatians 2:11-14 Paul Confronts Peter

Ask your kids ...

Talk about a time when you had to tell the truth even when it was hard.

Talk about a time when someone told you something hard that you didn't want to hear.



AT DINNER:

Here are some great discussion starters:

How does it feel to have a hard conversation when you have to be honest about something?

How do you usually react when someone tells you something you don't want to hear?

How do you know when you need to have a hard conversation with someone?



AT BEDTIME:

Quiz your child on this week's memory verse:

"As iron sharpens iron, one person sharpens another." Proverbs 27:17 (NIRV)



PARENT TIME:

What you need to know:

We all want our kids to grow up honest, but learning to be honest in friendships will go far in helping your child develop communication skills that will help them no matter where they go in life. This week, tell your kids about a time when you had to have a hard conversation with a friend and how it turned out.



TAKE HOME

Tough Art


ITEMS NEEDED:

Sandpaper (preferably black)


Chalk

Small cups of water


Give each child one piece of sandpaper and some chalk. Instruct kids to dip the chalk and then draw a picture on the rough side of the sandpaper.




“As iron sharpens iron, one person sharpens another.”
Proverbs 27:17 (NIRV)



“As iron sharpens iron, one person sharpens another.”
Proverbs 27:17 (NIRV)



“As iron sharpens iron, one person sharpens another.”
Proverbs 27:17 (NIRV)



“As iron sharpens iron, one person sharpens another.”
Proverbs 27:17 (NIRV)