



LESSON 2 SNAPSHOT

BOTTOM LINE:

Friends stick together.

OBJECTIVE:

Kids will say, "Friends stick together."

KEY PASSAGE:

2 Kings 2:1-12 Elijah Is Taken Up to Heaven

MEMORY VERSE:

"As iron sharpens iron, one person sharpens another." Proverbs 27:17 (NIRV)

SUMMARY:

Elijah had spent six years mentoring Elisha. When they knew that Elijah's time on earth was through, Elisha had the choice to stay put or keep going with Elijah even though it would be sad. Elisha stuck by Elijah until the very end.

SIMPLE PRAYER:

Dear God,

Thank you for showing us good examples of how friends stick together.

In Jesus' name,
Amen



MEMORY VERSE

“As iron sharpens iron, one person sharpens another.” Proverbs 27:17 (NIRV)

“As iron sharpens iron, so one person sharpens another.” Proverbs 27:17 (NIV)

“As iron sharpens iron, so a friend sharpens a friend.” Proverbs 27:17 (NLT)

“Iron sharpeneth iron; so a man sharpeneth the countenance of his friend.” Proverbs 27:17 (KJV)

LARGE GROUP:

Scripture Pop-up

Find a simple Bible verse – or one you’re studying — and assign each child a different word from it. If you have a lot of children, give several children the same word. Have the children mix themselves up and crouch down. As you read the verse, children should each jump up when they hear their word. Then have them quickly crouch down again. Reread the verse a number of times in several ways — fast, slow, in a high voice, in a low voice. Finally, read the verse and have kids pop up and stand in a line — in order like the verse.

SMALL GROUP:

White Board Dash

Before class, using a white board, draw a line down the middle, and then write out the memory verse with mostly blank lines. To play, teams form a line and one at a time team members run to the front to add one word to the board. They run back and the next team member runs up to add another. The game continues until one team finishes their memory verse.



SKIT

We Stick Together

ITEMS NEEDED:

Banner that says, "We go together."

Fake microphone

Pen

4 Prepared ropes (see instructions below)

Scissors

Prepared rope: Create two sets of handcuffs from the pieces of rope. Tie loops in both ends of the ropes, large enough to fit your hands through.

CHARACTER BREAKDOWN

3 F, 2 M

CHARACTERS

Ames- Friend #1

Dakota- Friend #2

Mallory- Opposing Teammate #1

Delilah- Opposing Teammate #2

Laurel Ann True- Game Show Host

(We Go Together is an "Amazing Race"-type show. Contestants will have to complete tasks and answer questions about each other to prove who are the best friends and win the game. Ames and Dakota have only been best friends for 1 school year.)

LAUREL: Hello! I'm Laurel Ann True. Welcome to We Go Together, the challenge show where contestants prove who are the best friends by answering questions about each other and completing challenges! In a very surprising turn of events from week 1, Ames and Dakota made it to the next round of our competition after another team forfeited. Before we begin, let's check in with Ames and Dakota to see how they're feeling after last week's crazy twist. Ames, will you join me?

(Ames walks to center stage.)

LAUREL: Ames, how are you feeling about this week?

AMES: We're going to go out there and we're going to do our best and we're going to bring one home!

LAUREL: That's great! Wait, bring what home?

AMES: I don't know. That's what the sports people always say on TV. Aren't we



SKIT

playing for something?

LAUREL: I mean, yes, a lifetime supply of WD-40, but that's only if you win the whole competition.

AMES: Ah man! Oh, well. I guess that's okay because the food backstage is so good. Totally makes all of this worth it.

LAUREL: (scribbling note on hand) That's good feedback. I'll take that back to the producers. Well, let's go ahead and bring out Dakota.

(Dakota walks on stage.)

LAUREL: Dakota, last week was a little crazy. How are you getting your head in the right space for today's challenge?

DAKOTA: Oh that's easy! Right before we come out on stage, I jam out to "I'm a Little Teapot". Gets me super pumped up every time!

LAUREL: Fascinating! Well, let's get ready for today's challenge. I really hope you guys like being together, because for this challenge, you are going to be STUCK together. Do you think you can handle it?

AMES & DAKOTA: Yeah!

LAUREL: Here's how this works. We have two sets of handcuffs. We will put one on each of you, but they will be intertwined. Your time will need to be in the top three in order to continue in the competition. The other teams are competing simultaneously on our other sound stages. Are you guys ready?

DAKOTA: Not quite, can we have a moment for me to give Ames our best friend pep talk?

LAUREL: (talking off to the side) Production, let's go to commercial break. (to Dakota) You have exactly 30 seconds before we're back on the air. Go!

DAKOTA: Ames, you are my best friend and you will always be my best friend, no matter what. I will always stick by you. Even if you do something totally embarrassing like drop you lunch tray all over yourself or if you call our teacher "mom". I know your biggest fear is being literally being stuck together with someone, but we can do this. We are the Awkward Armadillos! On three!

DAKOTA & AMES: (putting hands in for a chant) 1,2,3! Awkward Armadillos!



SKIT

LAUREL: (in a TV announcer voice) And we're back and finally ready to start this chal—

(Delilah and Mallory coming running in, already roped together.)

DELILAH: Wait! I can't do this! I'm so sorry, Mallory. Dakota, your speech to Ames was so beautiful and it made me realize that I can't be that kind of friend. I only came on the show to get more followers for my Youtube show Delilah Does. I have to do this. (pulls scissors out and cuts the rope.)

(Audible gasp from Laurel, Dakota, and Ames)

(Mallory and Delilah run off stage.)

LAUREL: Well, that disqualifies the Pink Mermaids from this week's challenge, which automatically puts our friends Dakota & Ames in the top 3!

DAKOTA & AMES: (fist bump, then jump up and down)

LAUREL: Again, and unexpected twist in our game today. Well, gentlemen, it looks like the power of your friendship has advanced you to next week's challenge once again. We'll see you then.



OBJECT LESSON

ITEMS NEEDED:

Flat dish
Pepper
Balloon (already blown up)
Dry, clean hair

Hello friends! Welcome back for our second week of our We Go Together series! We are learning all about the kind of friend God wants each of us to be. Last week we learned that friends protect each other. This week, we will learn that friends stick together!

Elijah had spent six years mentoring Elisha. When they knew that Elijah's time on earth was through, Elisha had the choice to stay put or keep going with Elijah even though it would be sad. Elisha stuck by Elijah until the very end.

(Take out the balloon and the dish. Pour some pepper out into the dish.) So for our object lesson today, we are going to pretend that the balloon is a friend. We'll call him Bob. And we'll pretend that the pepper is another friend. We'll call him Charlie. So, right now, Bob and Charlie are not so good of friends. (Push the balloon toward the pepper.) See? They're not really sticking together. Can you think of ways that friends stick together? (Ask for answers from audience.) Wow! You guys are great friends! Whether it's sticking by a friend even when they have a bad day or when they make a bad choice, we know we should stick with our friends. Like this!

(Rub the balloon on your head to create static. Then push the balloon toward the pepper until the pepper begins to stick to the balloon.) See? They stick together, just like good friends do!



LARGE GROUP GAME

Dragon Tag

Split players into groups of four or more and have them form chains by linking arms or grabbing each other's waists or shoulders. Give the last player in each chain a scarf, bandanna, or long sock to act as a "tail." Have those players tuck the "tails" into the back of their waistbands. Each chain is now a Dragon. Start by having the Dragons scatter across a playing area. When you shout "Go!" the Dragons chase each other, trying to grab opponents' tails (while protecting their own tails too). Only the first player in the dragon chain can grab another team's tail. Each team's chain must stay unbroken. If a team's chain becomes loose, the chains must reform with a different player at the head and tail. Play until one player has all the tails, or for a predetermined time period.

Giant Dragon Variation: Another option—helpful if you have a slightly smaller group of players—is to make just one dragon. The player at the head of the line tries to steal the tail, while the players in the middle try to stop her (without breaking the chain).

What's the Point?

In the game, you had to stick together otherwise you'd lose your tail. In real life, friends have to stick together!



LARGE GROUP LESSON

BOTTOM LINE:

Friends stick together.

OBJECTIVE:

Kids will say, "Friends stick together."

KEY PASSAGE:

2 Kings 2:1-12 Elijah Is Taken Up to Heaven

INTRO:

Who are some of your favorite best friend duos in movies or on TV? (take answers from the audience) Those were all really great answers! What makes us want to keep watching them? I think it's because there's a comfort in knowing that no matter what, they always stick together and always have each other's backs.

Take a second and think about some of your really good friends. Do you know if they would have your back if you were in a tough spot? Would you have their back if someone was picking on them? It's always good to know who your real friends are.

In our story today, we are going to learn about the prophets Elijah and Elisha. Elijah was not only a friend but also a mentor to Elisha. A mentor is someone who supports, guides, and gives advice to someone who is usually younger and less experienced, kind of like Yoda was a mentor to Luke Skywalker. Today, we'll learn how Elisha was a good friend to Elijah by sticking by him.

READ MATTHEW 2 KINGS 2: 1-12**MAIN POINT:**

Elijah had been mentoring Elisha for six years, and they both knew the time was coming soon when God would take Elijah away. They both must have been very sad. As they are traveling, Elijah tells Elisha to stay not once, but three times. But Elisha refuses. He is a good friend and wants to stick with Elijah to the very end, no matter how hard it may be.

A group of prophets tells Elisha that God was going to take Elijah, twice. And then they started following Elijah and Elisha. That must have made the whole situation even more difficult. So, Elisha tells the group of prophets to be quiet.

When Elijah knew the time was near, he asked what he could do for Elisha. Elisha asked for a double share of Elijah's spirit. He was asking to be double blessed. And he was. The bible records 14 miracles of Elijah and 28 of Elisha.



LARGE GROUP LESSON

DRIVE IT HOME:

So, why are we telling this bummer of a goodbye story when we're talking about friends sticking together? Because we all experience goodbyes from friends. Have you ever had a friend from your class or neighborhood move away? Have you ever been the friend that moves away? It's not easy, but that is a time when someone will need a friend the most.

And that's what Elisha did for Elijah. While Elijah trusted God and knew that he would be taken by a great wind, he might have been really nervous. He didn't want to make Elisha sad too, so he kept asking him to stay back. Elisha knew that he needed to stay with his friend.

Elisha was rewarded greatly for his act of friendship. He received a double blessing. While we won't always get some extra reward for sticking by a good friend, we know that being a good friend is important.

CLOSE WITH A SIMPLE PRAYER:

Dear God,

Please help teach me to be a friend that always stays.

In Jesus' name,
Amen



SMALL GROUP DISCUSSION K-2ND

ICEBREAKER:

Who's your favorite best friend duo on TV or in a movie?

MEMORY VERSE ACTIVITY:

White Board Dash

Before class, using a white board, draw a line down the middle, and then write out the memory verse with mostly blank lines. To play, teams form a line and one at a time team members run to the front to add one word to the board. They run back and the next team member runs up to add another. The game continues until one team finishes their memory verse.

SMALL GROUP GAME/ACTIVITY:

ITEMS NEEDED:

Balloons- 1 for every 2 kids

Balloon Relay

Instruct kids to get into pairs and line up on one side of the room. Give each pair a balloon. The challenge is that the pairs have to get the balloon from one side of the room to the other without using their hands or feet. They need to walk with the balloon between them. If the balloon hits the ground or if they touch it with their hands or feet, they have to start over. First team to the other side wins.

DISCUSSION QUESTIONS:

What were Elijah and Elisha?

What miracle did Elijah perform?

What did Elisha ask for?

What suddenly appeared and came between Elijah and Elisha?

Where did Elijah go?

SIMPLE PRAYER:

Dear God,

Thank you for the friends who stick by me.

In Jesus' name,
Amen



SMALL GROUP DISCUSSION 3RD-5TH

ICEBREAKER:

Who's your favorite best friend duo on TV or in a movie?

MEMORY VERSE ACTIVITY:

White Board Dash

Before class, using a white board, draw a line down the middle, and then write out the memory verse with mostly blank lines. To play, teams form a line and one at a time team members run to the front to add one word to the board. They run back and the next team member runs up to add another. The game continues until one team finishes their memory verse.

SMALL GROUP GAME/ACTIVITY:

ITEMS NEEDED:

Balloons- 1 for every 2 kids

Balloon Relay

Instruct kids to get into pairs and line up on one side of the room. Give each pair a balloon. The challenge is that the pairs have to get the balloon from one side of the room to the other without using their hands or feet. They need to walk with the balloon between them. If the balloon hits the ground or if they touch it with their hands or feet, they have to start over. First team to the other side wins.

DISCUSSION QUESTIONS:

What does the word mentoring mean?

Why do you think Elijah wanted Elisha to stay?

Why did Elisha choose to go anyway?

How do you think everybody knew that the Lord was going to take Elijah?

Why did Elisha tear his garment?

SIMPLE PRAYER:

Dear God,

Thank you for the friends who stick by me.

In Jesus' name,
Amen



POWERPOINT REVIEW GAME

1. What were the names of the two friends?
 - a. Elijah and Elisha*
 - b. Phineas and Ferb
 - c. Goofus and Gallant
 - d. Ember and Wade
2. What was God going to use to take Elijah up to Heaven?
 - a. A jet pack
 - b. A rocket ship
 - c. A giant elevator
 - d. A strong wind*
3. What did Elisha tell the group of prophets to do?
 - a. Go buy him a treat
 - b. Go home
 - c. Be quiet*
 - d. Be real
4. What did Elijah use to strike the water?
 - a. A rock
 - b. His coat*
 - c. A stick
 - d. A towel
5. What did Elisha ask for?
 - a. Riches
 - b. Fame
 - c. Wisdom
 - d. A double share of Elijah's spirit*

MAKE IT STICK

WE GO TOGETHER LESSON 2

5 SIMPLE WAYS
YOU CAN MAKE
THIS LESSON STICK
WITH YOUR KIDS

THIS WEEK'S LESSON

5 Simple Ways to Make This Week's Lesson Stick



IN THE CAR:

Ask your child what they learned about this week on the drive home:

Elijah had spent six years mentoring Elisha. When they knew that Elijah's time on earth was through, Elisha had the choice to stay put or keep going with Elijah even though it would be sad. Elisha stuck by Elijah until the very end. 2 Kings 2:1-12
David & Jonathan



HANGING OUT:

2 Kings 2:1-12 Elijah Is Taken Up to Heaven

Ask your kids ...

What are some times that friends would need to stick together?

Have you ever experienced any of those? What happened?



AT DINNER:

Here are some great discussion starters:

What can you do if you and a friend disagree about something?

What can you do if a friend hurts you?

What can you do if you hurt a friend?



AT BEDTIME:

Quiz your child on this week's memory verse:

"As iron sharpens iron, one person sharpens another." Proverbs 27:17 (NIRV)



PARENT TIME:

What you need to know:

It's so important for kids to know how to build good friendships. Part of being a good friend is knowing how to be a good friend even in not-so-good times. Teaching your kids to stick by a friend who is in trouble, a friend who needs forgiveness, or even a friend who disagrees with them will take them far in life. Think about your own closest friends and how you've stuck by them and they've stuck by you. This week, share a story with your kids about you and one of your closest friends.



TAKE HOME

Friends Stick Together Frame

ITEMS NEEDED:

Popsicle sticks

Glue


Paper

Scissors


Pencils, colored pencils, makers, crayons, etc.

Instructions:


Give kids 8 popsicle sticks. Invite them to divide them into 4 sets of 2 and glue the pairs together. Then, move the pairs so that two are vertical and two are horizontal on top of the vertical pairs, with enough space in between to make a square. Give kids a piece of paper and invite them to cut out a square that will fit behind the frame, but will show through. Encourage kids to draw a picture of themselves with their friend. Instruct kids to glue the picture to the frame. Encourage kids to give their frame to the friend in the picture.




“As iron sharpens iron, one person sharpens another.”
Proverbs 27:17 (NIRV)



“As iron sharpens iron, one person sharpens another.”
Proverbs 27:17 (NIRV)



“As iron sharpens iron, one person sharpens another.”
Proverbs 27:17 (NIRV)



“As iron sharpens iron, one person sharpens another.”
Proverbs 27:17 (NIRV)