



# LESSON 1 SNAPSHOT

**BOTTOM LINE:**

Friends protect each other.

**OBJECTIVE:**

Kids will say, "Friends protect each other."

**KEY PASSAGE:**

1 Samuel 18:1-5 & 1 Samuel 20:18-23

**MEMORY VERSE:**

"As iron sharpens iron, one person sharpens another." Proverbs 27:17 (NIRV)

**SUMMARY:**

Even though Jonathan should have been jealous of David, David and Jonathan were best friends. When Saul was after David, Jonathan acted as a true friend and protected David by coming up with a plan!

**SIMPLE PRAYER:**

Dear God,

Thank you for the awesome examples of friendship You give us in the bible!

In Jesus' name,  
Amen



## MEMORY VERSE

“As iron sharpens iron, one person sharpens another.” Proverbs 27:17 (NIRV)

“As iron sharpens iron, so one person sharpens another.” Proverbs 27:17 (NIV)

“As iron sharpens iron, so a friend sharpens a friend.” Proverbs 27:17 (NLT)

“Iron sharpeneth iron; so a man sharpeneth the countenance of his friend.” Proverbs 27:17 (KJV)

### **LARGE GROUP:**

#### Memory Verse Face-off

Have students pair off with a friend. One friend will begin by saying the first word in the memory verse, the second friend will say the second word in the memory verse, going back and forth either until someone makes a mistake or until the reference is said. In either of those cases, that friend is out and the winning friend will find another person to partner up with until there is only one person remaining.

### **SMALL GROUP:**

#### Sword Drill

This is a race to see who can find the bible verse in their bibles first. Give everyone a bible, or if you don't have enough bibles, go in rounds. Have everyone place their bible flat on top of the palm of one hand with their other hand flat on top of the bible. Tell them they are looking for Proverbs 27:17. When everyone is ready, count them down and let them go. If your students struggle, show them how to use the table of contents, help them know whether Proverbs is in the Old or New Testament, and help them understand the difference between the big chapter numbers and the tiny verse numbers.



# SKIT

## We Go Together

### ITEMS NEEDED:

Small Dry Erase Boards or Pads of Paper  
Writing Utensils  
Banner that says, "We go together."  
Calculator  
Small box

### CHARACTER BREAKDOWN

1 F, 2 M

### CHARACTERS

Ames- Friend #1  
Dakota- Friend #2  
Laurel Ann True- Game Show Host

(We Go Together is an "Amazing Race"-type show. Contestants will have to complete tasks and answer questions about each other to prove who are the best friends and win the game. Ames and Dakota have only been best friends for 1 school year.)

LAUREL: Hello! I'm Laurel Ann True. Welcome to We Go Together, the challenge show where contestants prove who are the best friends by answering questions about each other and completing challenges! We will begin our first episode by introducing Team 1. Team one is Ames and Dakota. They've been best friends for one school year! Let's learn a little more about each of them. Let's start with Ames.

(Ames walks toward Laurel.)

LAUREL: What's your name?

AMES: (looks confused) Ames?

LAUREL: Oh yeah, I ruined the surprise on that one. Oops! Well, how about you tell me how you met your best friend.

AMES: Actually, it's a really funny story. We were at school and we were in the same class.

LAUREL: (stares intently, waiting to hear the rest of the story) And...?



## SKIT

AMES: Oh that's it.

LAUREL: Well, what's funny about that?

AMES: Oh, well, Dakota is just really funny, so he made our class funny. The end.

LAUREL: (confused look) I see. Well, let's bring Dakota out!

(Dakota walks to Ames and Laurel.)

LAUREL: Tell us, what's your name?

DAKOTA: (confused look) Dakota?

LAUREL: Oh dear, I did it again, didn't I? Oopsie Daisy! Well, how about you tell us why you and Ames make the best team in this competition.

DAKOTA: Oh that's easy! I'm the brains and he's the bronze.

LAUREL: I think you mean brawn, like strength.

DAKOTA: No, I mean bronze. He's really good at being a statue!

LAUREL: I'm not exactly sure if that will help you on the show, but good to know! Well, are you ready to hear your first challenge?

AMES & DAKOTA: Yeah!

LAUREL: Great! This challenge is called "Meet me in the Middle". You two will each stand at opposite ends of the stage. In the middle, there is a lock with a keypad on it. First you each have to answer 3 correct answers to get to the middle, then, you will have one more ultimate challenge question to complete the challenge. The four teams with the fastest times will move on to next week's challenge. Are you ready?!

AMES: No! (runs off stage)

LAUREL: Um...I've never had this happen before. Let's go to a commercial break while I figure out what's happening.

(Laurel grabs one of the white boards or pads of paper and scribbles a note. The



## SKIT

note says, “Buy stuff!” She sets in in a chair.)

LAUREL: Dakota, do you know what’s wrong with Ames?

DAKOTA: Yeah, I told him that another team was talking bad about us before we came on stage and it made him very upset. They were saying that there is no way we can win because we’ve only been friends for one school year. But I know that doesn’t matter.

LAUREL: Oh wow! Well, do you know where he went?

DAKOTA: He went to go defend our honor! He’s going to protect me from them ever saying anything like that ever again.

LAUREL: And how is he going to do that?

DAKOTA: He’s going to sing our best friend song to them until they stop saying mean things.

LAUREL: Will that work?

DAKOTA: I don’t know. How about I sing the song for you and you can decide.

LAUREL: That sounds great!

DAKOTA: (singing loudly and off-key)  
You’re the cheese to my macaroni.  
I know you’ll never be a phony.  
You rock when I roll  
We are friendship goals!

Amigo! Compadre! ystävä (“oo-stah-vah”)!  
Makamaka! Rafiki!  
Friends until the end!

LAUREL: Dakota! That was incredible! If I were your competition, I would be really worried after I heard that!

(Ames walks back out)

AMES: I took care of those guys!



## SKIT

DAKOTA: How?

AMES: I literally took care of them. I gave them each a hug and then they apologized. (Pulls out note from his pocket.) They wanted me to give you this. It's an apology note. (Turning to Laurel) They said they felt so bad that they forfeit their spot on the show.

LAUREL: Aww! What a sweet ending! And, Dakota and Ames, that means you automatically make it to next week's show! (Turns to audience.) And that's our show. Have a great evening!



## SKIT

MOM: We don't care about perfection, Audrey! We just care that you wanted to do this for us. It makes us so happy just to spend time with you.

AUDREY: Really, mom?

DAD: Yes! And we are ready to dance to this music!

(Dad starts dancing with Mom.)

LANDEN: Happy Anniversary Mom and Dad!

AUDREY: Happy Anniversary Mom and Dad!

(Audrey and Landen start dancing all around the room.)



# OBJECT LESSON

## ITEMS NEEDED:

2 oranges (1 peeled & 1 unpeeled)

two clear containers deep enough to hold an orange, filled with water

Hello friends! Welcome to our new series We Go Together, which is all about friendship. Having good friends is awesome! It's super important that we learn how to be a good friend as well.

So today, we're talking about how good friends protect each other. What are some ways that you think friends might protect each other? (Take answers from the audience.) Those are all great answers. Maybe you have helped protect a friend from bullying. Or maybe one of you have had a friend who protected you from making a bad choice. Friends who are willing to protect you are true friends.

Let's talk about this first orange. (Hold up the peeled orange.) What do you notice about it? (Take answers from the audience.) That's right, it's peeled. Now I have a question for you. Do you think this unpeeled orange will float or sink? Stand up really high if you think it will float. Okay great! Now squat down low if you think it will sink. (Drop it in the water. It will sink.) Whoa! I had no idea that would happen!

Alright! Now, let's look at our other orange, the one that still has a peel on it. What do you think is going to happen to it? Stand up really tall if you think it's going to float or squat down if you think it's going to sink! Here we go! (Drop it in the other container. It will float.) Huh! Interesting.

Why do you think one sank and the other floated? (Take answers from the audience.) Those were all good answers! The peel for the orange makes it more buoyant, which means able to float on water. It's kind of like a life jacket for the inside of the orange. It protects it, the same way that friends protect each other!





## LARGE GROUP GAME

### Protection Tag

To begin, make groups of four to five people.

One person will be it and will stand off to the side.

The others will join hands and form a circle. While the “it” is off to the side, they will select someone in their circle to protect.

When play begins, the person who is “it” will try to identify and tag the person in the circle.

The other players will twist and turn to try to protect the person in the middle from being tagged. The circle must always remain intact.

If the protected person gets tagged, the roles can be switched so everyone gets a chance to be it.

### What's the Point?

In this game you had to protect your friends, just like Jonathan protected David.



# LARGE GROUP LESSON

**BOTTOM LINE:**

Friends protect each other.

**OBJECTIVE:**

Kids will say, "Friends protect each other."

**KEY PASSAGE:**

1 Samuel 18:1-5 & 1 Samuel 20:18-23

**INTRO:**

It's so awesome to have a best friend, isn't it? What are some things you like to do with your best friend? (Invite kids to share.) Those all sound so fun! God gave us friends so that we don't ever have to be alone.

This week we are talking about the ultimate best friend story in the bible, David and Jonathan. The bible says that Jonathan loved David just as he loved himself. That is some big love! Everybody show me how much you love your best friend. (Invite kids to spread their arms as wide as they want to show how much they love their best friend.)

So today, we're going to read a story that shows how we know that Jonathan loved David that much. I hope what you'll learn from this story is how you can be a good friend like Jonathan. Let's read what happened.

**READ 1 SAMUEL 18:1-5 & 1 SAMUEL 20:18-23****MAIN POINT:**

Jonathan was the son of King Saul. Which means, in normal circumstances, he would be next in line to be king. But he also knew that David had been anointed to be the next king. If I were Jonathan, it would be really easy for me to not like David, but that's not what happened at all. Saul also knew that David had been anointed to be the next king and was also jealous of David and wanted to keep an eye on him. Because of that, he kept David with him, which is how Jonathan and David got so close.

Jonathan made a covenant with David. A covenant is a promise. They promised friendship and peace not just with each other but for their children and their grandchildren and so on, forever.

David worked really hard to do a good job for Saul. Saul gave David a promotion in the army. His success in the army made Saul even more jealous. So jealous that he started to try to plot ways to kill David. David and Jonathan made a plan so that David would know if it was time for him to flee.



## LARGE GROUP LESSON

### **DRIVE IT HOME:**

Jonathan and David are a really great example of friendship. Jonathan had every reason not to like David and treat him badly, but instead he chose to befriend and protect David. Jonathan gave David his robe as a way to say that he knew that David was the next king. Jonathan stuck by David throughout all of King Saul's jealousy.

After so much of David's success, King Saul's behavior toward David got worse and worse. David and Jonathan knew that they needed to come up with a plan to keep David safe. Jonathan was willing to risk Saul's anger and wrath to protect David. They came up with a plan. In the end, it was time for David to go.

There might be times in your life when you will need to protect a friend. Maybe your friend is being picked on at school. Or maybe you can protect a friend from making a bad choice. Or maybe you will be in a situation where you will need to be protected. Don't be afraid to ask for help.

### **CLOSE WITH A SIMPLE PRAYER:**

Dear God,

Thank you for David and Jonathan's example of how to be a good friend.

In Jesus' name,  
Amen



## SMALL GROUP DISCUSSION K-2ND

### ICEBREAKER:

What is your favorite food combo? (example: peanut butter & jelly)

### MEMORY VERSE ACTIVITY:

Sword Drill

This is a race to see who can find the bible verse in their bibles first. Give everyone a bible, or if you don't have enough bibles, go in rounds. Have everyone place their bible flat on top of the palm of one hand with their other hand flat on top of the bible. Tell them they are looking for Proverbs 27:17. When everyone is ready, count them down and let them go. If you students struggle, show them how to use the table of contents, help them know whether Proverbs is in the Old or New Testament, and help them understand the difference between the big chapter numbers and the tiny verse numbers.

### SMALL GROUP GAME/ACTIVITY:

You, Me, Left, Right

Ask the participants to introduce themselves to the people directly on their left and right sides. Explain to the group that the person in the middle will point to someone in the circle and say either "You" "Me" "Left" or "Right" and count to five at a reasonable pace.

"You" is the person being pointed at. "Me" is the caller. "Left" is the person to the left of the one being pointed at. "Right" is the person to the right of the one being pointed at.

The person being pointed at must correctly name that person before the caller counts to five. If they succeed, the caller moves onto a different person of their choice. If they do not succeed, they become the new caller.

### DISCUSSION QUESTIONS:

Why did David have to go away?

What is a covenant?

How was David rewarded for his good work?

How do you think David and Jonathan felt when they had to part ways?

Why do you think Saul wanted David with him?

### SIMPLE PRAYER:

Dear God,

Please help me to find a friend like Jonathan and be a friend like Jonathan.

In Jesus' name,  
Amen



## SMALL GROUP DISCUSSION 3RD-5TH

### ICEBREAKER:

What is your favorite food combo? (example: peanut butter & jelly)

### MEMORY VERSE ACTIVITY:

Sword Drill

This is a race to see who can find the bible verse in their bibles first. Give everyone a bible, or if you don't have enough bibles, go in rounds. Have everyone place their bible flat on top of the palm of one hand with their other hand flat on top of the bible. Tell them they are looking for Proverbs 27:17. When everyone is ready, count them down and let them go. If you students struggle, show them how to use the table of contents, help them know whether Proverbs is in the Old or New Testament, and help them understand the difference between the big chapter numbers and the tiny verse numbers.

### SMALL GROUP GAME/ACTIVITY:

You, Me, Left, Right

Ask the participants to introduce themselves to the people directly on their left and right sides. Explain to the group that the person in the middle will point to someone in the circle and say either "You" "Me" "Left" or "Right" and count to five at a reasonable pace.

"You" is the person being pointed at. "Me" is the caller. "Left" is the person to the left of the one being pointed at. "Right" is the person to the right of the one being pointed at.

The person being pointed at must correctly name that person before the caller counts to five. If they succeed, the caller moves onto a different person of their choice. If they do not succeed, they become the new caller.

### DISCUSSION QUESTIONS:

What did it mean for Jonathan to give David his military clothes?

How do you think David and Jonathan felt when they had to part ways?

Why do you think Saul wanted David with him?

What did it mean for Jonathan to give David his robe and military clothes?

Why did Jonathan and David have to use arrows to communicate?

### SIMPLE PRAYER:

Dear God,

Please help me to find a friend like Jonathan and be a friend like Jonathan.

In Jesus' name,  
Amen



## POWERPOINT REVIEW GAME

1. What were the names of the two friends in the story?
  - a. Zach & Cody
  - b. Erin & Aaron
  - c. Phineas & Ferb
  - d. David & Jonathan\*
2. Who did David stay with?
  - a. Saul\*
  - b. Ezel
  - c. Samuel
  - d. No one
3. What feast was happening in the story?
  - a. Sun feast
  - b. Beast feast
  - c. New Moon feast\*
  - d. October feast
4. How many arrows did Jonathan say he would shoot?
  - a. one
  - b. two
  - c. three\*
  - d. four
5. What was the name of the stone?
  - a. Geodude
  - b. Ezel\*
  - c. Emma
  - d. Flint

# MAKE IT STICK

## WE GO TOGETHER LESSON 1

5 SIMPLE WAYS  
YOU CAN MAKE  
THIS LESSON STICK  
WITH YOUR KIDS

### THIS WEEK'S LESSON

#### 5 Simple Ways to Make This Week's Lesson Stick



##### **IN THE CAR:**

Ask your child what they learned about this week on the drive home:

Even though Jonathan should have been jealous of David, David and Jonathan were best friends. When Saul was after David, Jonathan acted as a true friend and protected David by coming up with a plan! 1 Samuel 18:1-5 & 1 Samuel 20:18-23  
David & Jonathan



##### **HANGING OUT:**

Make this week's lesson real: 1 Samuel 18:1-5 & 1 Samuel 20:18-23

Ask your kids ...

Who is your best friend?

What are some qualities that make them a good friend?



##### **AT DINNER:**

Here are some great discussion starters:

When is a time that you have protected a friend? How did it feel?

Is there a time when a friend protected you? How did that feel?

What is something you can do to be a good friend this week?



##### **AT BEDTIME:**

Quiz your child on this week's memory verse:

"As iron sharpens iron, one person sharpens another." Proverbs 27:17 (NIRV)



##### **PARENT TIME:**

What you need to know:

There's something about being an adult that makes it feel so hard to make and keep friends, but it is so important. This week take some time to contemplate the friends in in your life. Share with your kids who you would say your best friend is and what some of that friend's qualities are that make them a good friend.



## TAKE HOME


**Supplies:**

Cake coloring page, colorful cupcake paper, liquid glue, glitter glue, buttons, markers, scissors, felt, and pipe cleaners


Give each kid a cake coloring page. Tell them to decorate the cake in the messiest way possible.

Remind the kids that, "WE CAN BE USED BY GOD EVEN THOUGH WE HAVE ALL MESSED UP!"







“As iron sharpens iron, one person sharpens another.”  
Proverbs 27:17 (NIRV)



“As iron sharpens iron, one person sharpens another.”  
Proverbs 27:17 (NIRV)



“As iron sharpens iron, one person sharpens another.”  
Proverbs 27:17 (NIRV)



“As iron sharpens iron, one person sharpens another.”  
Proverbs 27:17 (NIRV)