

WEEK
ONE
JUNE 2025

SMALL GROUP

2 YEAR
-OLDS

PRELUDE

SOCIAL

WORSHIP

STORY

GROUPS

HOME

CREATING A SAFE PLACE TO CONNECT
25 MINUTES

MADE TO MOVE

an activity that uses a preschooler's
natural desire to move
to help them learn



1. MEMORY VERSE WITH MOTIONS

[HEAR FROM GOD | MEMORY VERSE REVIEW]

WHAT YOU NEED: No supplies needed

Note: You can find examples of hand motions in the "Memory Verse Hand Motions" PDF and video, included in the Prelude folder and on Pinterest.

BIBLE STORY

Love like Jesus.

**JESUS SHOWS HIS
DISCIPLES HOW TO LOVE
MATTHEW 8:5-13;
MARK 5:24-34,
10:13-16; PHILIPPIANS 2:5**

WHAT YOU DO:

BEFORE THE ACTIVITY: Say the Memory Verse and demonstrate the motions for the children.

DURING THE ACTIVITY: Teach the Memory Verse motions. Invite the children to do them with you several times.

AFTER THE ACTIVITY: Connect the Memory Verse to the Bottom Line.

WHAT YOU SAY:

BEFORE THE ACTIVITY: "Friends, come stand with me, and let me tell you our brand-new Memory Verse! Ready to hear it? It goes like this. 'Think (*point to head*) and act (*walk in place*) as Jesus did,' (*tap finger to middle of each palm*) Philippians 2:5." (*Open hands like a book.*)

DURING THE ACTIVITY: "Now, let's learn the motions. The first part of our verse says: 'Think.' (*Point to head.*) Put your pointer finger up in the air, then gently touch the side of your forehead like this, (*touch temple with fingertip*) and say: 'Think.' (*Repeat with children.*) Great job!

"The next part of our verse says: 'And act.' (*Walk in place.*) Move your legs like you are walking, but stay right where you are like this, (*walk in place*) and say: 'And act.' (*Repeat with children.*) Wonderful! Now, let's put that together. 'Think (*point to head*) and act.' (*Walk in place.*) Great job!

"The next part of our verse says: 'As Jesus did.' (*Tap finger to middle of each palm.*) Put one hand out straight in front of you with your palm up, like this, (*extend one arm in front of you, palm up*) and touch the center of your palm with the middle finger of the opposite hand. Then, switch hands, put the other hand straight in front of you, and tap the center of that palm with the middle finger of the opposite hand like this, (*tap middle finger in the center of the outstretched palm, then repeat with the other hand*) and say: 'As Jesus did.' (*Repeat with children.*) Super-duper! Now, let's put that together. 'Think (*point to head*) and act (*walk in place*) as Jesus did.'" (*Tap finger to middle of each palm.*) Great job!

MEMORY VERSE

"Think and act as Jesus did."

PHILIPPIANS 2:5, NIRV

KEY QUESTION


Who shows you
how to love others?

BOTTOM LINE

Jesus shows me
how to love others.

BASIC TRUTH

Jesus wants to be
my friend forever.



WEEK
ONE
JUNE 2025

SMALL GROUP

2 YEAR
-OLDS

PRELUDE

SOCIAL

WORSHIP

STORY


GROUPS

HOME

CREATING A SAFE PLACE TO CONNECT
25 MINUTES

"Now the last part is: 'Philippians 2:5' (*Open hands like a book.*) Put your hands together in front of you, open them like you are opening a book, (*open hands like a book*) and say: Philippians 2:5. (*Repeat with children.*) Great job! I think we are ready to do it all together! Ready, friends? 'Think (*point to head*) and act (*walk in place*) as Jesus did,' (*tap finger to middle of each palm*) Philippians 2:5. (*Open hands like a book.*) Nice job. Let's do it again!" (*Repeat several times.*)

AFTER THE ACTIVITY: "The Bible teaches us to "think and act" like Jesus, and **Jesus shows me how to love others. Who shows you how to love others? Jesus shows me how to love others."**



WEEK
ONE
JUNE 2025

SMALL GROUP

2 YEAR
-OLDS

PRELUDE

SOCIAL

WORSHIP

STORY

GROUPS

HOME

CREATING A SAFE PLACE TO CONNECT
25 MINUTES

MADE TO MOVE

an activity that uses a preschooler's
natural desire to move
to help them learn



2. STOP AND GO

[TALK ABOUT GOD | BIBLE STORY REVIEW]

WHAT YOU NEED: "Stop Sign" and "Stop Story Pictures"
Activity Pages, cardstock, jumbo craft stick, scissors, and
painter's tape

WHAT YOU DO:

BEFORE THE ACTIVITY: Copy "Stop Sign" on cardstock
and cut, one per Small Group. Copy "Stop Story Pictures" on cardstock, one set
per Small Group. Tape the stop sign to a jumbo craft stick. Tape the story pictures
around the room in this order: Jesus and the Roman soldier, Jesus and the children,
and Jesus and the woman who was sick.

DURING THE ACTIVITY: Hold the stop sign, and invite the children to line up
behind you. When you say, "GO," lead the children around the room. Each time you
come to a story picture, hold up the stop sign and say: "STOP." Once everyone has
stopped, review that part of the Bible Story. Encourage children to hug themselves
when you say the Bottom Line, then continue walking. Repeat as long as time and
interest allow.

AFTER THE ACTIVITY: Review the Bottom Line.

WHAT YOU SAY:

BEFORE THE ACTIVITY: "Line up behind me, everyone! We're going to play a
game!"

DURING THE ACTIVITY: "When I say, 'GO,' follow me as we walk around the
room. When I hold up this stop sign (*hold up sign*) and say, 'STOP,' you will stop.
Give me a thumbs-up if you're ready." (*Give thumbs-up.*)

"Here . . . we . . . GO! (*Walk to the first story picture, and hold up the stop sign.*)
STOP! Look at this picture. This is Jesus and the soldier from our story. The soldier
asked Jesus for help. Jesus stopped and helped him. Helping is one way Jesus
shows us how to love others. **Who shows you how to love** (*hug yourself*)
others? Jesus shows me how to love (*hug yourself*) **others!**

"Here . . . we . . . GO! (*Walk to the second story picture, and hold up the stop sign.*)
STOP! Look at this picture. This is Jesus and the children from our story. These
children wanted to meet Jesus. Jesus stopped and spent time with the children.
Spending time with people is another way Jesus shows us how to love others.
Who shows you how to love (*hug yourself*) **others? Jesus shows me how**
to love (*hug yourself*) **others!**

BIBLE STORY

Love like Jesus.

**JESUS SHOWS HIS
DISCIPLES HOW TO LOVE
MATTHEW 8:5-13;
MARK 5:24-34,
10:13-16; PHILIPPIANS 2:5**

MEMORY VERSE

"Think and act as Jesus did."

PHILIPPIANS 2:5, NIRV

KEY QUESTION


Who shows you
how to love others?

BOTTOM LINE

Jesus shows me
how to love others.

BASIC TRUTH

Jesus wants to be
my friend forever.



WEEK
ONE
JUNE 2025

SMALL GROUP

2 YEAR
-OLDS

PRELUDE

SOCIAL

WORSHIP

STORY

GROUPS

HOME

CREATING A SAFE PLACE TO CONNECT
25 MINUTES

"Here . . . we . . . GO! (Walk to the third story picture, and hold up the stop sign.) STOP! Look at this picture. This is Jesus and a woman. This is the woman from our story who was sick. When she touched Jesus' clothes, she was all better! Jesus stopped and was kind to the woman. Being kind is another way Jesus shows us how to love others. **Who shows you how to love (hug yourself) others? Jesus shows me how to love (hug yourself) others!**

"Let's walk around to the pictures again and see if we can remember the ways Jesus shows us how to love others."
(Repeat as long as time and interest allow.)

AFTER THE ACTIVITY: "Wow! Jesus shows us some great ways we can love others. We can stop and help people. We can stop and spend time with people. And we can stop and be kind to people! I'm so glad Jesus shows us how to love others. **Who shows you how to love others? Jesus shows me how to love others!**"



WEEK
ONE
JUNE 2025

SMALL GROUP

2 YEAR
-OLDS

PRELUDE

SOCIAL

WORSHIP

STORY

GROUPS

HOME

CREATING A SAFE PLACE TO CONNECT
25 MINUTES

MADE TO MOVE

an activity that uses a preschooler's
natural desire to move
to help them learn



3. FOLLOW THE BUBBLES

[LIVE FOR GOD | APPLICATION ACTIVITY]

WHAT YOU NEED: Handheld bubble machine, and bubble solution

Note: We recommend only using a bubble machine to prevent spreading airborne illnesses.

BIBLE STORY

Love like Jesus.

**JESUS SHOWS HIS
DISCIPLES HOW TO LOVE
MATTHEW 8:5-13;
MARK 5:24-34,
10:13-16; PHILIPPIANS 2:5**

WHAT YOU DO:

BEFORE THE ACTIVITY: Gather in an open area of your room.

DURING THE ACTIVITY: Encourage children to follow the bubbles wherever they go.

AFTER THE ACTIVITY: Review the Bible Story and Bottom Line.

WHAT YOU SAY:

BEFORE THE ACTIVITY: "I'm so happy to see your smiling faces today! Look at this super-cool bubble blower I have."

DURING THE ACTIVITY: "Let's check it out. (*Blow a few bubbles.*) Wow! That's so neat! (*Blow the bubbles again.*) Follow the bubbles! These bubbles are going near [child's name]. Jesus shows [child's name] how to love others. Look! More bubbles are going near [child's name]. Jesus shows [child's name] how to love others. (*Continue to blow the bubbles in different directions and name the children they're near.*) These bubbles are everywhere! That was so fun!"

AFTER THE ACTIVITY: "Today we learned about the twelve disciples, they were Jesus' friends. The disciples followed Jesus wherever He went because they wanted to learn how to think and act like Jesus. While they were following Jesus, Jesus showed them how to love others. Jesus loves everyone and wants to show everyone how to love others! **Who shows you how to love others? Jesus shows me how to love others.**"

MEMORY VERSE

"Think and act as Jesus did."

PHILIPPIANS 2:5, NIRV

KEY QUESTION

Who shows you
how to love others?

BOTTOM LINE

Jesus shows me
how to love others.

BASIC TRUTH

Jesus wants to be
my friend forever.