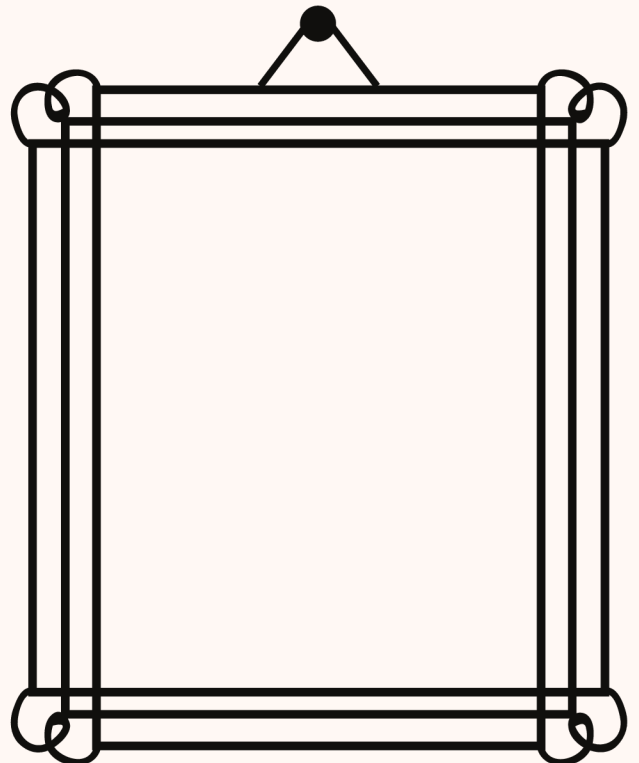





## FAMILY FRIENDLY ACTIVITY

Think about a friend or family member you would like to invite to church. Draw a picture of them or write their name inside the picture frame. Then, fill the space around their name with prayers you have for them. Place your hand over the picture and pray, asking the Lord to open their heart and prepare them to receive your invitation.



# What are your GIFTS?

Go to <https://giftstest.com/> to find out what your spiritual gifts are. List your top 3 here.

1

2

3

When you are done do some research on your gifts. You may want to consult the definition of gifts page here <https://giftstest.com/allgifts> which gives you the scripture references. After learning about your gifts think about the ministries and volunteer opportunities available at church and where your gifts might fit best. Write your thoughts out here:

---

---

---

---

---

---

---

---

## Ministries to consider:

**NextGen** (Kids Ministry includes youth, registration and the playground patrol)

**Worship** (includes singing and instruments)

**Media** (includes sound, running the words on the screens, the livestream, etc.)

**Hospitality** (includes coffee and cafe, greeters, help desk, and food preparation)

**Cleaning team**

**Inside and Outside Maintenance team** (includes lawncare, weeding, building repairs, setting chairs for Sunday, etc.)

**Security**

# Notes *To* Leaders

## ENCOURAGEMENT NOTES

Think about the leaders and pastors in your life who have made the greatest impact on you. Write a brief note of gratitude and encouragement to let them know how they've influenced your life and remind them that the work they're doing truly matters.



<p>A note to say</p> <hr/> <hr/> <hr/> <hr/> <hr/> <hr/> <p><i>From:</i></p>	<p>A note to say</p> <hr/> <hr/> <hr/> <hr/> <hr/> <hr/> <p><i>From:</i></p>
<p>A note to say</p> <hr/> <hr/> <hr/> <hr/> <hr/> <hr/> <p><i>From:</i></p>	<p>A note to say</p> <hr/> <hr/> <hr/> <hr/> <hr/> <hr/> <p><i>From:</i></p>



# *Community Prayer*

## VISION BOARD

Gather images that represent the neighborhood and church you chose. These could be photos, drawings, or magazine cutouts. Write out specific prayers for the people in that community. Focus on their needs and hopes. Include Bible verses or inspirational quotes that relate to your prayers and the idea of expanding God's reach. Arrange your images, prayers, and verses on a board. Make it visually appealing and meaningful to you. Share your vision board with your church, encouraging them to join you in prayer for this community.





# Creativity

## 30 Day Challenge

Tidy your workspace	Take a different route	Read a nonfiction book	Start a dream journal	Go to bed earlier
Watch film	Try a new cuisine	Listen to classical music	Plan a holiday	Practice yoga
Try a DIY Project	Watch the sunrise	No phone day	Self care day	Try a DIY Project
Stretch	Read a book	Explore a new city	Go outside your comfort zone	Make moodboard
Go to bed earlier	Start a new hobby	Make time for exercise	Read a newspaper	Watch the sunset
Visit a museum	Learn a new skill	Create your ideal future	Do nothing	Go outside

# THE GIFT OF *Giving*

There are many ways to give—not just with money, but with your time and talents, your skills, your belongings, your attention, and your words of encouragement and praise. Take a moment to think about how you can be more generous in each of these areas. Ask the Lord to show you who needs what you have to give. Then write or draw your ideas inside the gift boxes below.





# Intersection Missions Scavenger Hunt

The church missions wall can be found \_\_\_\_\_. There are currently \_\_\_\_\_ missionaries on the wall representing \_\_\_\_\_ different locations.

CHOOSE ONE OF THE MISSIONARIES ON THE WALL AND FILL IN THEIR FILE

MISSIONARY NAME:

LOCATION:

ABOUT THEM  
(WHY DO THEY DO WHAT THEY DO?)

ABOUT THEIR LOCATION (WHAT IS THE TOTAL POPULATION  
AND THE NUMBER OF UNREACHED PEOPLE IN THEIR AREA?)

PASTE PICTURES OF LOCATION HERE

All about: