

LESSON SNAPSHOT

BOTTOM LINE:

Prayer brings us closer to God every day.

OBJECTIVE:

Kids will learn “Every day, I can pray.”

KEY PASSAGE:

1 Samuel 17:40-50, David and Goliath

MEMORY VERSE:

“You are the body of Christ. Each one of you is a part of it.” 1 Corinthians 12:27 (NIV)

SUMMARY:

David seemed like a cowboy hero walking out onto the field to face Goliath. But David didn't do it on his own. He trusted in God for strength and courage. We can pray to God for whatever we need.

SIMPLE PRAYER:

Dear God,

Thank you for prayer. Praying gives us courage and brings us closer to you every day.

Amen

MEMORY VERSE

"You are the body of Christ. Each one of you is a part of it." 1 Corinthians 12:27 (NirV)

LARGE GROUP MV ACTIVITY: Teach the kids the verse, using the following hand motions: "You are the body" [Flex your biceps] "of Christ." [Extend your arms into the shape of the cross.] "Each one of you" [Three times, point to another person] "is a part of it." [Clasp your hands together. Unclasp, rotate your wrists, and clasp your hands again with the opposite hand in front.]

SMALL GROUP MV ACTIVITY: Do a call and response. When you say, "You are the body," they answer "of Christ." When you say, "Each one of you," they say, "is a part of it." Repeat 4-5 times with the kids.

SKIT OR PUPPET SHOW

TITLE: I Can Pray

ITEMS NEEDED: We recommend employing the toy figures used in the Hands-On activities in this series as “puppets” to perform the skits: Cowboy, Space Ranger, Slinky, and Mr. Potato Head. Two to four actors can be employed to play the four characters.

CHARACTER BREAKDOWN: 4 Flexible

CHARACTERS: Cowboy, Ranger, Slinky, Mr. Potato Head

Ranger, Slinky, Mr. Potato Head are on stage.

POTATO HEAD: Have you all seen the cowboy lately?

SLINKY: Yeah, he’s been looking a little sad. I wonder what’s wrong.

RANGER: Whatever it is, we can help him.

Cowboy moseys in.

POTATO HEAD: Hello Sheriff. How are you doing?

SLINKY: Is everything all right?

COWBOY: Truthfully, I’m a little down.

RANGER: Tell us the problem. I’m sure we can help.

COWBOY: Really? Okay. I love God and I know He loves me. I’m looking for a way to get closer to God, but I don’t know how.

POTATO HEAD: Hmm.

SLINKY: Hmm.

RANGER: That’s easy, Cowboy.

SKIT OR PUPPET SHOW

COWBOY: It is?

RANGER: Sure, one way to get closer to God is to talk to Him.

COWBOY: Talk to Him?

SLINKY: Of course, why didn't I think of that. Pray.

POTATO HEAD: Sure, that's the way. Pray.

COWBOY: *(Getting excited)* I can pray.

SLINKY: Tell God what is on your mind. Ask Him to take care of you and your family.

POTATO HEAD: Thank Him for all the great things He has done. Listen for Him to speak to you in your heart and mind.

RANGER: And you can do it every day.

COWBOY: Every day, I can pray. Thank guys. I feel better. I think I'll go and pray right now.

Cowboy runs off.

RANGER: That sounds like a good idea. I think I'll go talk to God too.

Ranger exits.

POTATO HEAD: Me too.

Potato Head exits.

SLINKY: Wait for me.

Slinky exits. End.

SNACK

ITEMS NEEDED: Fruit Roll Ups, Fruit Snacks

ADVANCED PREPARATION: Cut the Fruit Roll Ups into 1" strips. On each plate, place one fruit strip and five fruit snacks.

Post a sign outside the preschool area that says: "Today's snack is Fruit Roll Ups and fruit snacks. Please let your child's teacher know if it is not ok for your child to have this snack."

CONNECTION: The fruit strip reminds us of David's sling, and the fruit snacks remind us of the stones David picked up. David was close to God, and trusted God for the victory. We can be close to God too. Every day, I can pray.

CRAFT

COWBOY HATS

ITEMS NEEDED: Large white paper plates, scissors, crayons, marker, yellow construction paper (optional), glue sticks (optional)

ADVANCED PREPARATION: Following the natural indent already in the paper plate, cut a large circle around the plate, three-quarters of the way around. Fold the center of the paper plate up where it remains connected to the outer ring. The center of the plate will serve as the top of the hat. Cut the top of the hat in a large “M” to emulate the shape of a cowboy hat.

Optionally, cut sheriff's stars out of yellow construction paper.

DIRECTIONS: Give each child a paper plate cowboy hat, and have them color it as they see fit.

If you have made sheriff's stars, give one to each kid to glue to the top of the hat.

On the underside of the brim on each hat, write in marker: “I can pray, every day.”

Cowboys are strong and courageous. David wasn't a cowboy, but he was strong and courageous like one. I can be strong and courageous too, by getting close to God. Prayer brings me close to God. I can pray, everyday.

HANDS-ON ACTIVITY

ITEMS NEEDED: Cowboy toy figure

ADVANCED PREPARATION: None.

DIRECTIONS:

Bring out the cowboy. Pass it around the room, allowing time for each kid to hold the cowboy.

Say: Cowboys are tough. They are strong and courageous. Cowboys get the job done. They have certain tools to help them get the job done. What special tools does a cowboy use?

Allow kids to answer. (Guns, lasso, horse, etc.)

Say: David from the Bible was tough. He was strong and courageous, like a cowboy. When Goliath threatened the people, David came forward and got the job done. What special tools did David use?

Allow the kids to answer. (Five stones, sling)

Say: David had something even more important than his sling and the stones. He had God on his side. David was close to God and trusted God. David prayed to God. And that's a special tool all of us can have. We can be close to God every day by praying to Him.

I want to be strong and courageous. I want to be close to God. Every day, I can pray.

MAIN LESSON

BOTTOM LINE: Prayer brings us closer to God every day.

OBJECTIVE: Kids will learn “Every day, I can pray.”

KEY PASSAGE: 1 Samuel 17:40-50, David and Goliath

WORSHIP TIME:

Prior to the lesson, sing one or two songs with the kids. Use CDs or live lyrics of songs that the kids are familiar with.

LESSON:

Today’s story comes to us from the Bible. *(Hold up a Bible.)* The Bible is God’s word to us, so we know that everything it says is true. *(Open the Bible and set it down in front of you as you give the lesson.)*

God loves us and wants us to be close to him. What can we do to be closer to God every day? One thing we can do is pray.

Every day, I can pray. Say that with me. “Every day, I can pray.” *(Repeat with kids.)*

David prayed to God and was close to him. We can read some of David’s prayers to God in the Bible book of Psalms.

When the giant Goliath came up against Israel’s army, all the soldiers were afraid. But David was not afraid. God gave David courage and strength.

David took a sling and five smooth stones and faced Goliath who had on his armor and carried a sword. David took the first stone and swung it around in his sling. He let go, and the stone hit Goliath right in his forehead. Goliath went down.

David knew that God would give him the victory. David prayed to God and trusted God. I can be like David. Every day, I can pray. I can be close to God. I can have the strength and courage that God gives.

Every day, I want to be close to God. So I can pray, every day.

MAIN LESSON

SIMPLE PRAYER:

Dear God,

Thank you for prayer. Praying gives us courage and brings us closer to you every day.

Amen

MAIN LESSON DISCUSSION QUESTIONS

WIGGLE TAMER: Play a few rounds of Follow the Leader.

SMALL GROUP MEMORY VERSE ACTIVITY: Do a call and response. When you say, “You are the body,” they answer “of Christ.” When you say, “Each one of you,” they say, “is a part of it.” Repeat 4-5 times with the kids.

DISCUSSION QUESTIONS:

Who was the only person not afraid of the giant Goliath?

Why did David have strength and courage to face Goliath?

How often can we pray?

SMALL GROUP GAME OR ACTIVITY: Prayer isn’t just when we close our eyes and bow our heads. The Bible says to “pray without ceasing.” Go for a walk around the room – or venture outside the classroom, if safety permits – praying throughout the trip. Pray for the kids in your group. As you see things on your walk, what other concerns, praises, questions come up that you would like to give to God. At the beginning of the walk, lead the prayer; as kids are comfortable, encourage them to offer prayers to God as well.

SPECIAL 1 PAGE LESSON FOR 1 & 2 YEAR OLDS

PLAY TIME: Spend the first 15 minutes on the floor playing with the kids. Cars, dolls, blocks, and simple puzzles are great for this time.

BIBLE TIME: Seat the kids in the place they will be having snack. Hold up a Bible or Illustrated Kids' Bible and say, "This is the Bible. God wrote the Bible. Everything in the Bible is true." Then allow each child to pat the Bible with his hand.

MEMORY VERSE: "You are the body of Christ. Each one of you is a part of it." 1 Corinthians 12:27 (NIRV)

LESSON: David prayed to God. We can pray to God too.
The angry, mean giant Goliath came along.
David prayed, "God make me strong."
David swung his sling around and around.
He let go and POW! Goliath hit the ground.
Every day, I can pray.

[On the third and fourth lines of the rhyme, act out what is happening: Swing an imaginary sling in your hand. On "POW" hit your fingers against your forehead. Hold your hand up, bent 90° at the elbow, then bring your forearm down representing Goliath.]


MAKE IT REAL: After the lesson say, "God loves you, and he wants you to love him too." Then point to each child and say, "God loves you (child's name)."

PRAYER TIME: Ask the children to fold their hands and bow their heads. Say, "Let's pray before our snack. Thank you God for our mommies and our daddies. Thank you for loving me. Thank you for this snack we get to eat. Amen."

SNACK TIME: Wash each child's hand with a wet wipe and then serve the snack. At this age crackers or goldfish with water are generally best, but you always want to be mindful of any food allergies.

POTTY BREAK: After snack is a great time to ask those who are potty trained if they need to use the bathroom, or change diapers of those who are not yet potty trained.

PLAY TIME: Finish the day with more playtime until it's time for dismissal.



MAKE IT STICK

4 Simple Ways You Can Make This Lesson Stick With your Kids

Toy Bible Stories Lesson 1

THIS WEEK'S LESSON: COWBOY



DRIVING:

Ask your child what they learned about this week on the drive home:

On your next drive, talk about the story of David and Goliath. Discuss how David had the courage and strength to face Goliath when no one else did. David had faith and trusted God for victory. When we are close to God, we trust that He is in control.



PLAYING:

Make this week's lesson real:

Have kids dress up as cowboys, and/or play with cowboy toys they may have. As kids play, talk about the strength and courage that cowboys display. In that way, David was like a cowboy. His strength and courage came from God. When we are close to God, we experience that strength and courage too.



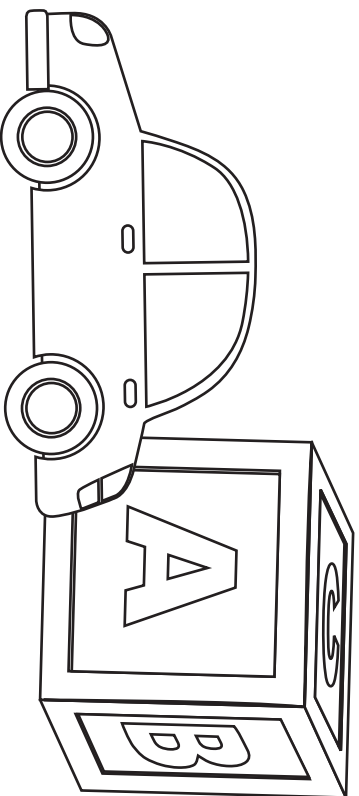
EATING:

Make a point of praying before the meal. Thank God that He has given you the ability to pray throughout the day, every day. Ask God to draw you and your family closer to Him.

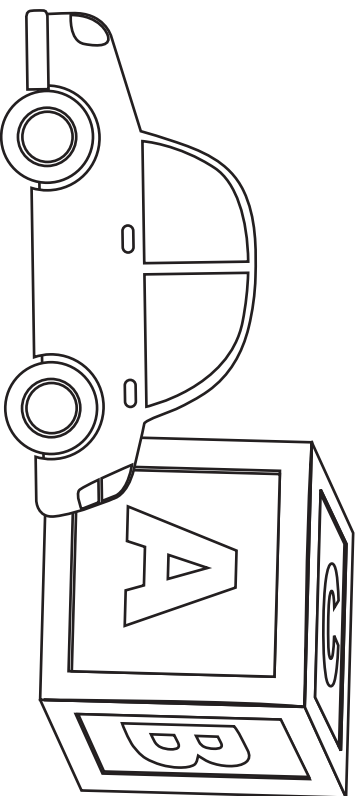


SNUGGLING:

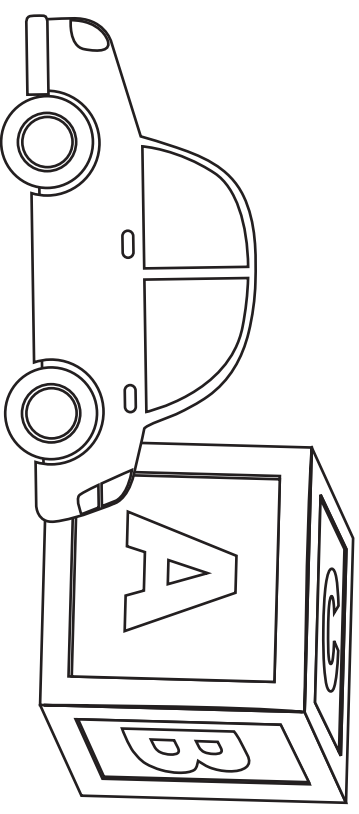
Snuggle up and pray together. Tell God your desire to grow closer to Him every day. Thank Him that he has provided prayer as a way for us to be close to Him. Together, share your requests, praises, and questions.



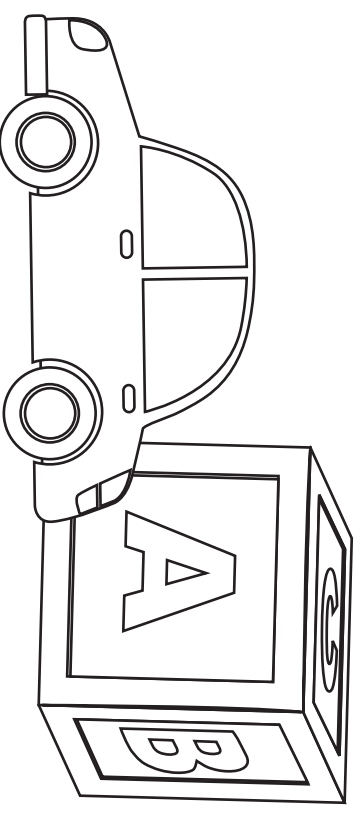
"You are the body of Christ.
Each one of you is a part of it."
- 1 Corinthians 12:27 (NIV)



"You are the body of Christ.
Each one of you is a part of it."
- 1 Corinthians 12:27 (NIV)



"You are the body of Christ.
Each one of you is a part of it."
- 1 Corinthians 12:27 (NIV)



"You are the body of Christ.
Each one of you is a part of it."
- 1 Corinthians 12:27 (NIV)