

## David & Jonathan

### 1 Samuel 18-20 & 2 Samuel 9

#### Story:

#### ★ Introduction & Story:

After David killed Goliath with his sling, he stayed at the palace with King Saul. David played his lyre (a musical instrument like a small harp) for King Saul. David's music helped soothe King Saul when he was feeling agitated or stressed.

King Saul had four sons. His oldest son's name was Jonathan. It would have been natural at that time for Jonathan to become king when Saul died. But Jonathan knew that God had chosen David to follow King Saul to become the next king of Israel. He respected that.

Jonathan became David's best friend. Jonathan loved David very much. In fact, the Bible says that Jonathan loved David as much as he loved himself (and that is why our verse is about loving others). Jonathan gave David his robe, his military tunic, his sword, his bow, and his belt.

David marched out with the army and was successful in everything that King Saul sent him to do. He was brave, smart, a good leader, and pious (which means he loved God very much).

King Saul became jealous of David because of his successes and because everyone loved him so much. Many times, King Saul plotted to harm David, but Jonathan always helped to keep David safe.

David and Jonathan made an agreement to always care about each other and about each other's families.

Much later, when David had become king and Jonathan had been killed in battle, David did just that. David welcomed Jonathan's son into the palace. Jonathan's son's name was Mephibosheth. He was crippled and had a hard time walking. David was kind to him, and he lived at the palace with David.

★ **Connection to God's Overall Story/Plan:** David is a King in the line of Judah. This means that Jacob/Israel's son Judah is related to David. This is important because it was told that Jesus would be the Lion of Judah – He would be a king through the tribe of Judah. If King Saul had made Jonathan king, then the prediction wouldn't be true. But God's plans happen. Not our

plans. God used Jonathan to protect David from Saul. David becomes King and related to Jesus, but Jonathan was also obedient and his family was taken care of too. We all have a part of God's plan.

### Follow Up:

★ **Retell:** Have kids share what they recall from the story. Fill in any major holes they missed.

★ **Examine:**

- Comprehension Questions:

- Do you think it was hard for Jonathan to know that David would be king instead of himself?
- Do you have a best friend?
- Do you think you could love someone else as much as you love yourself?

- Ask, "What do we learn about God from this story? What does He do?"

- God's plans happen – even if we don't like them. And His plan is all connected to Jesus and the plan for salvation.

- Ask, "What do we learn about humans from this story? What are humans doing?"

- We can be obedient in small things - like kindness and in big things - like being a king.

★ **Application:** Ask, "What is Jesus asking us to do through this story? Why did God include this in the Bible?"

- Jesus is asking us to be obedient – in big and small ways. He is showing us how obedience is rewarded. David becomes king and Jonathan's family is protected. Even when someone is out to harm us.

★ **Prayer**

### Memory Verse Practice:

★ **Verse:** Romans 12:10 - Love one another deeply as brothers and sisters. Outdo one another in showing honor.

### Sticky Activities:

★ Coloring page

★ Friendship bracelets can be repeated for this lesson. Using pipe cleaners and beads.



★ A simple friendship color page. Give a child a blank paper. Have them color a picture on it. Then write down what they tell you to write. "To \*friends name\*, I love having you as my friend because..." (Master copy in the following pages)

★ David's harp (see following pages for larger set of directions/template)

#### David's Harp

POSTED ON AUGUST 24, 2013 BY JAY DECEMBER 23, 2013

David was a master musician, a poet, a writer of psalms, a worshiper and a man after God's own heart. This little harp will serve as a great reminder of the love of David. A lovely religious gift you can give to God to be the king of Israel.



#### Instructions

1. Print the template onto cardstock. If you use regular paper glue the template onto a piece of construction paper for strength. (Template)
2. Cut out the template from the cardstock or construction paper.
3. Color in the template.
4. Using masking tape, tape five or six pieces of thin yarn onto the template.
5. Finally add glue and join both sides of the template together forming the harp.

**Send Home Page:** See attached

To: \_\_\_\_\_

From: \_\_\_\_\_

I love having you as my friend because

# **Memory Verse:**

**Love one another deeply  
as brothers and sisters.  
Outdo one another in  
showing honor.**

**-Romans 12:10**



## Today's lesson was on

David & Jonathan

1 Samuel 18-20 & 2 Samuel 9

### Memory Verse:

- Romans 12:10 - Love one another deeply as brothers and sisters. Outdo one another in showing honor.

\*Kids that bring this paper back next week and recite the memory verse to the teacher earn a prize \*

## Today's lesson was on

David & Jonathan

1 Samuel 18-20 & 2 Samuel 9

### Memory Verse:

- Romans 12:10 - Love one another deeply as brothers and sisters. Outdo one another in showing honor.

\*Kids that bring this paper back next week and recite the memory verse to the teacher earn a prize \*

## Today's lesson was on

David & Jonathan

1 Samuel 18-20 & 2 Samuel 9

### Memory Verse:

- Romans 12:10 - Love one another deeply as brothers and sisters. Outdo one another in showing honor.

\*Kids that bring this paper back next week and recite the memory verse to the teacher earn a prize \*

## Today's lesson was on

David & Jonathan

1 Samuel 18-20 & 2 Samuel 9

### Memory Verse:

- Romans 12:10 - Love one another deeply as brothers and sisters. Outdo one another in showing honor.

\*Kids that bring this paper back next week and recite the memory verse to the teacher earn a prize \*

## **Fall Festival is coming soon!**

This is YOUR chance to invite families to church! We often hear that we should have invited someone to this! We share the Gospel and we have fun games for the kids! Look for the invites to hand out to people! Saturday, October 11<sup>th</sup>,  
10am-12noon.

## **Fall Festival is coming soon!**

This is YOUR chance to invite families to church! We often hear that we should have invited someone to this! We share the Gospel and we have fun games for the kids! Look for the invites to hand out to people! Saturday, October 11<sup>th</sup>,  
10am-12noon.

## **Fall Festival is coming soon!**

This is YOUR chance to invite families to church! We often hear that we should have invited someone to this! We share the Gospel and we have fun games for the kids! Look for the invites to hand out to people! Saturday, October 11<sup>th</sup>,  
10am-12noon.

## **Fall Festival is coming soon!**

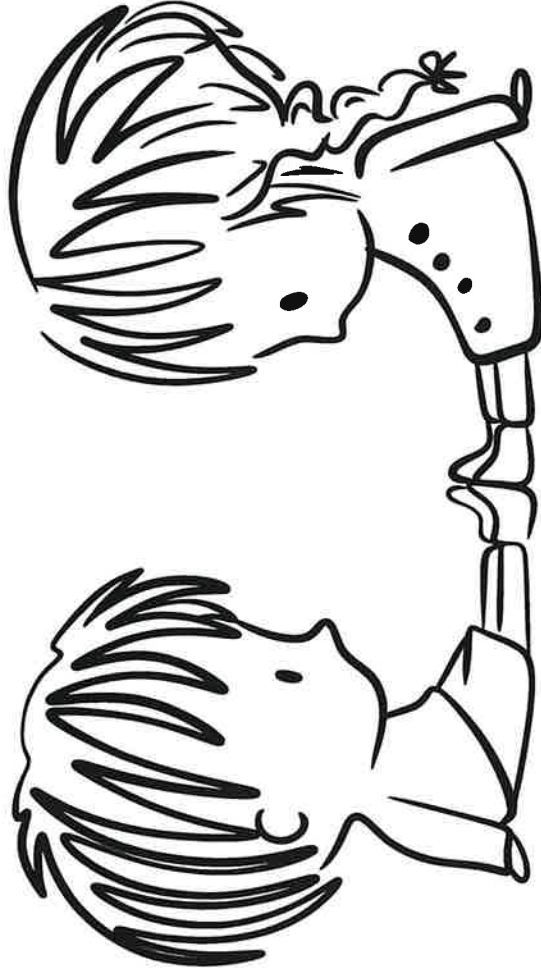
This is YOUR chance to invite families to church! We often hear that we should have invited someone to this! We share the Gospel and we have fun games for the kids! Look for the invites to hand out to people! Saturday, October 11<sup>th</sup>,  
10am-12noon.



Fill in the Blanks & Color the Siblings

Love one \_\_\_\_\_  
deeply as \_\_\_\_\_  
and sisters. \_\_\_\_\_  
one another in  
showing \_\_\_\_\_.

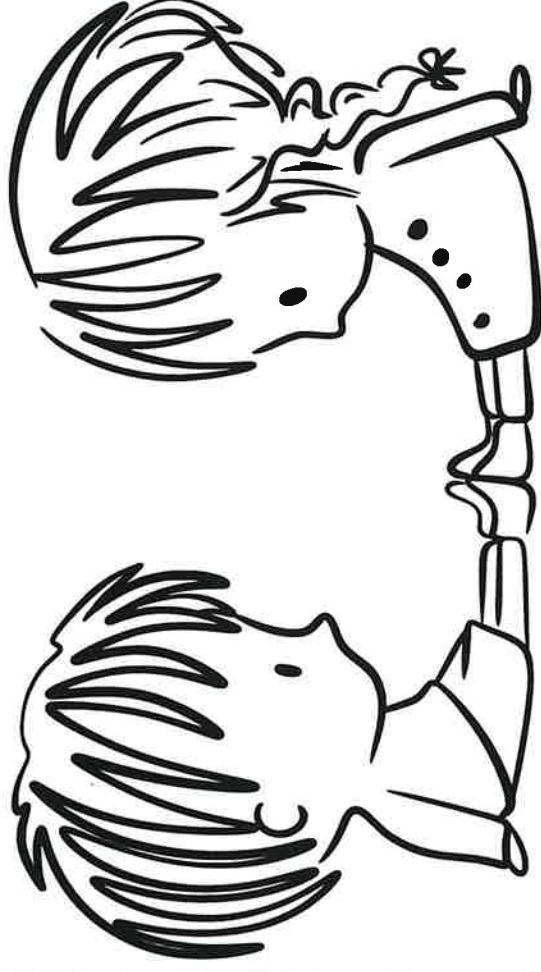
-Romans 12:10



Fill in the Blanks & Color the Siblings

Love one \_\_\_\_\_  
deeply as \_\_\_\_\_  
and sisters. \_\_\_\_\_  
one another in  
showing \_\_\_\_\_.

-Romans 12:10








David and Jonathan were friends.





Jonathan said to David, “Go in peace, for we are friends in the name of the Lord.”

Help David flee.




The Friendship of David and Jonathan

David and Saul's son, Jonathan, were friends.

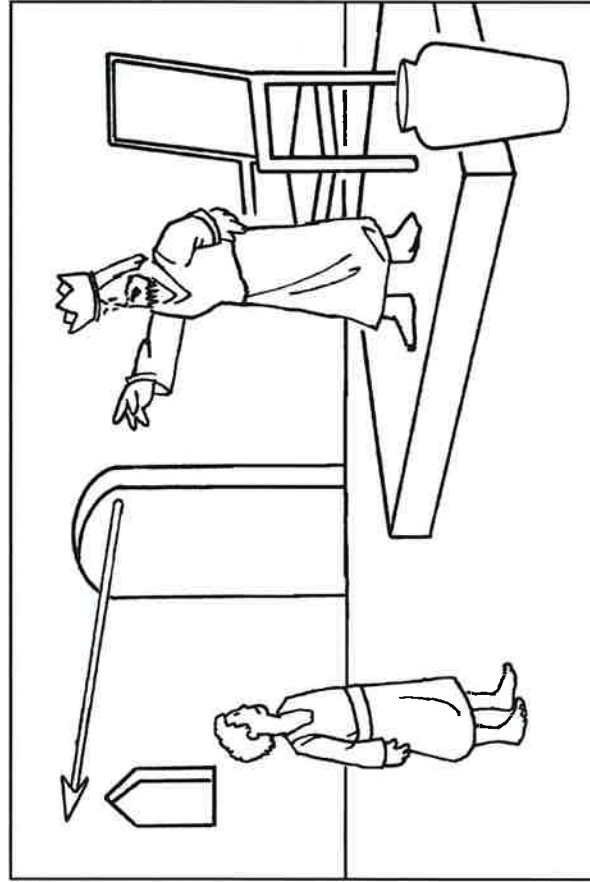
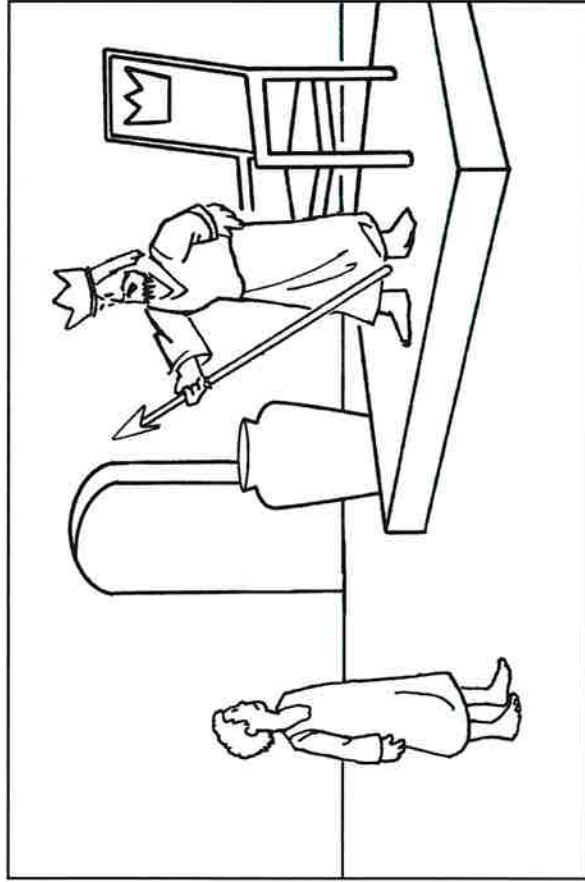
Find and circle these hidden letters in the picture.

F R I E N D S



When Saul got angry, Jonathan knew what he intended for David.

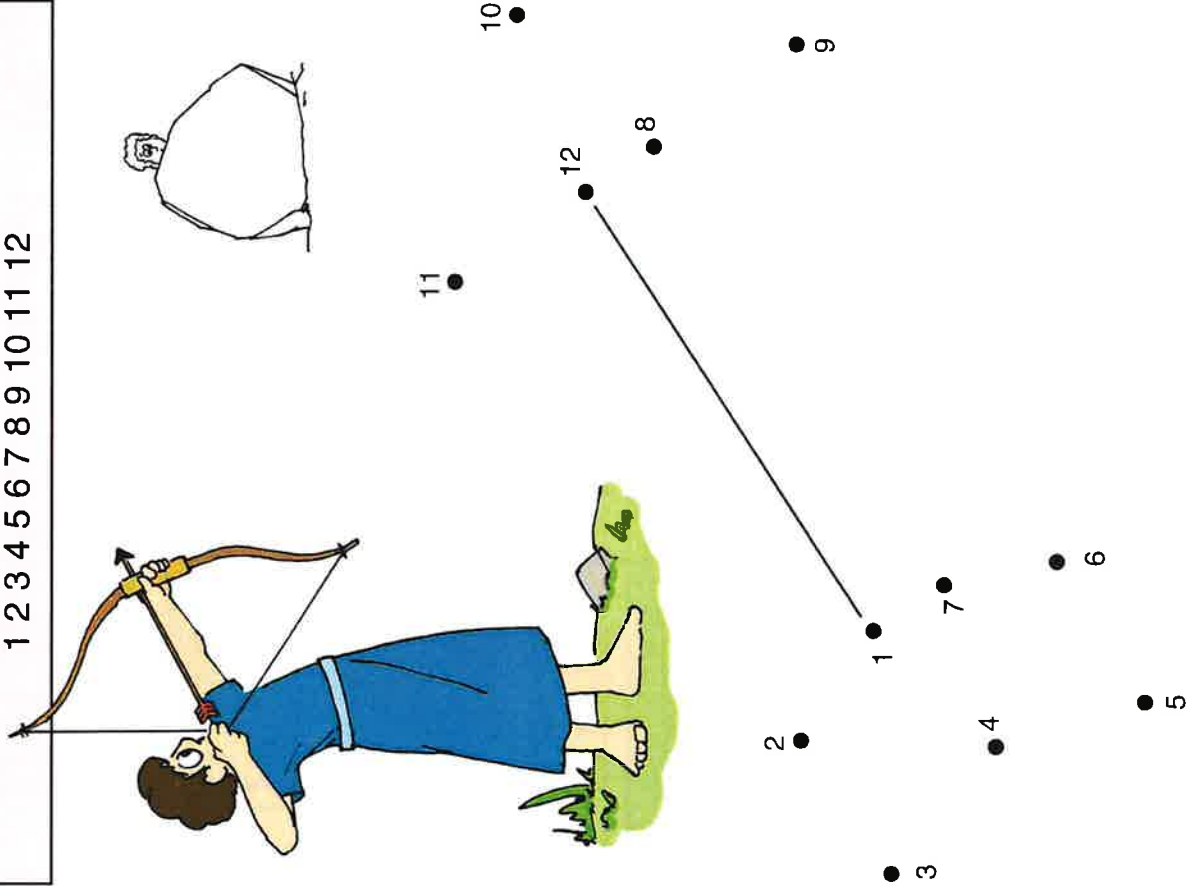
Circle the 7 differences in the second picture.



Jonathan sent a secret message to David.  
Jonathan shot arrows far beyond David.  
Then David knew he must flee.

Connect the dots.

1 2 3 4 5 6 7 8 9 10 11 12






When Saul noticed David was missing at dinner, he hurled his spear at Jonathan to kill him. Then Jonathan knew that his father intended to kill David.

Find the underlined words from the passage.

In the morning Jonathan went out to the field to give David the secret sign. He had a small boy with him. After the boy returned to town, David got up and bowed down before Jonathan. Then they wept together – but David wept the most. Jonathan said to David, “Go in peace, for we have sworn friendship with each other in the name of the Lord.” Then David left, and Jonathan went back to the town.



# Children's Worship Bulletin™

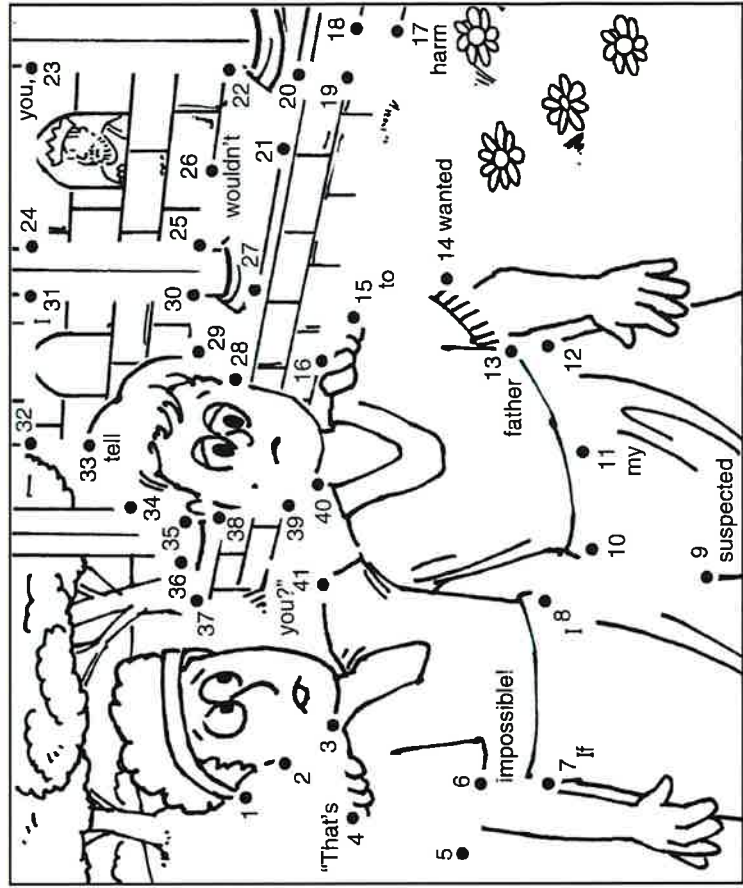
Ages 7+

August 31, 2025 • 1 Samuel 20:1-42

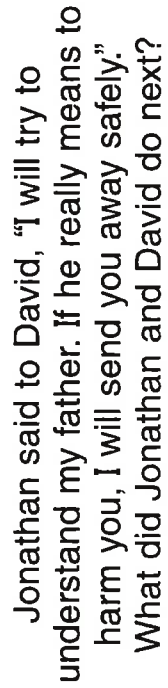
## The Friendship of David and Jonathan

David was best friends with Jonathan, the son of King Saul. David knew that King Saul wanted to kill him, but Jonathan couldn't believe that. What did Jonathan say to David?

Connect the dots and read Jonathan's response along the way.

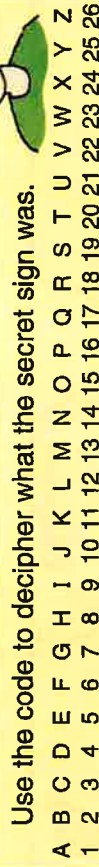
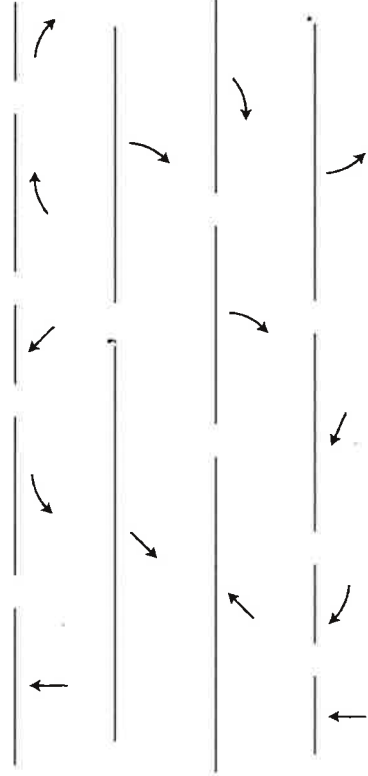






Jonathan said to David, “I will try to understand my father. If he really means to harm you, I will send you away safely.”  
What did Jonathan and David do next?

1. They
2. because
3. David
4. friendship
5. he
6. made
7. Jonathan
8. oath
9. himself
10. an
11. loved
12. as
13. of
14. loved



Use the code to decipher what the secret sign was.

A	B	C	D	E	F	G	H	I	J	K	L	M	N	O	P	Q	R	S	T	U	V	W	X	Y	Z
1	2	3	4	5	6	7	8	9	10	11	12	13	14	15	16	17	18	19	20	21	22	23	24	25	26

19	8	15	15	20	20	8	18	5	5
<hr/>									

and say,  $\frac{7}{15}$ ,  $\frac{6}{9}$ ,  $\frac{4}{14}$ ,  $\frac{20}{8}$ ,  $\frac{5}{5}$

$$\frac{12}{12} \frac{15}{15} \frac{15}{15} \frac{11}{11} \frac{20}{20} \frac{8}{8} \frac{5}{5}$$

15	14	20	8	9	19	19	9	4	5
----	----	----	---	---	----	----	---	---	---

\_\_\_\_\_, then you are \_\_\_\_\_.

$$\begin{array}{r} 12 \\ 15 \\ 15 \\ 11 \\ \hline \end{array}, \begin{array}{r} 20 \\ 8 \\ 5 \\ \hline \end{array}$$

\_\_\_\_\_, then you \_\_\_\_\_

must go, because the Lord has sent you away.”






When Saul noticed David was missing at dinner, he hurled his spear at Jonathan to kill him. Then Jonathan knew that his father intended to kill David.

Find the underlined words from the passage.

In the morning Jonathan went out to the field to give David the secret sign. He had a small boy with him. After the boy returned to town, David got up and bowed down before Jonathan. Then they wept together - but David wept the most. Jonathan said to David, "Go in peace, for we have sworn friendship with each other in the name of the Lord." Then David left, and Jonathan went back to the town.



© 1999 by © 1999 by © 1999 by © 1999 by © 1999 by © 1999 by © 1999 by © 1999 by © 1999 by



## Children's Worship Bulletin


Ages 7+

August 31, 2025 • 1 Samuel 20:1-42

### The Friendship of David and Jonathan

David was best friends with Jonathan, the son of King Saul. David knew that King Saul wanted to kill him, but Jonathan couldn't believe that. What did Jonathan say to David?

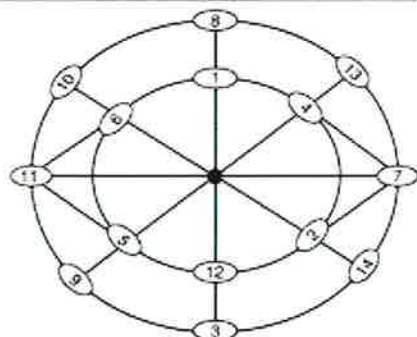
Connect the dots and read Jonathan's response along the way.



Jonathan said to David, "I will try to understand my father. If he really means to harm you, I will send you away safely." What did Jonathan and David do next?

Start at the center and follow the arrows. Then correspond each number to the words below and write the words on the lines.

- |               |             |            |           |
|---------------|-------------|------------|-----------|
| 1. They       | 5. he       | 9. himself | 12. as    |
| 2. because    | 6. made     | 10. an     | 13. of    |
| 3. David      | 7. Jonathan | 11. loved  | 14. loved |
| 4. friendship | 8. oath     |            |           |



They made an oath of friendship because Jonathan loved David as he loved himself

What did Jonathan tell David?



Use the code to decipher what the secret sign means.

A B C D E F G H I J K L M N O P Q R S T U V W X Y Z  
1 2 3 4 5 6 7 8 9 10 11 12 13 14 15 16 17 18 19 20 21 22 23 24 25 26

"Wait by a stone in the field. I WILL SHOOT THREE ARROWS. Then I will send a boy and say, 'GO FIND THE ARROWS.' If I say to him, 'LOOK, THE ARROWS ARE ON THIS SIDE OF YOU, BRING THEM HERE,' then you are safe; there is no danger. But if I say to the boy,

'LOOK, THE ARROWS ARE BEYOND YOU,' then you must go, because the Lord has sent you away."



# Davids Harp

August 24, 2013

## [Davids Harp](#)

Posted on Updated on [December 23, 2013](#)

David was a master musician, a poet, a writer of psalms, a worshiper and a man after God's own heart. This cute craft will serve as a great reminder of the life of David. A lowly shepherd boy chosen by God to be the king of Israel.



## Instructions

1. Print the template onto cardstock. If you use regular paper glue the template onto a piece of construction paper for strength. ([Template](#))
2. Cut out the template from the cardstock or construction paper.
3. Color in the template.
4. Using masking tape, tape five or six pieces of thin yarn onto the template.
5. Finally add glue and join both sides of the template together forming the harp.



