

## Moses- Burning Bush

### Exodus 3

#### Story:

#### ★ Introduction & Story:

Last week, we learned about how God saved Moses because He had a plan to use him to help save the Israelites. Remember the Israelites? They're the family that God has been saving and promising to love. Even when they sin, God loves them and protects them because He is going to show how much He loves and keeps His promises with this family.

When the baby Moses grew up to be a man, he lived in the palace, but he always remembered that he was a Hebrew (an Israelite.)

After a while, Moses went to live in the desert. He lived with a man named Jethro and he married one of Jethro's daughters. He was a shepherd there.

While he was in the desert, changes were happening in Egypt. The Pharaoh (that had been there when Moses lived in the palace) was now dead. A new Pharaoh ruled Egypt.

Every day, the new Pharaoh made the lives of the Hebrews harder and harder. They had to do very difficult work for the Pharaoh.

One day while Moses was out with his flocks, he saw a bush that had a flame in it, but it was not being burned up. When he went to see what was happening, he heard a voice saying, "Moses, Moses!" It was the voice of God.

Moses replied. "Here I am."

The Lord told Moses to stay where he was and to remove his sandals. He told Moses that the ground he was standing on was holy. Then he continued, "I am the God of your father, the God of Abraham, the God of Isaac, and the God of Jacob." Moses hid his face because he was afraid to look at God.

Then God told Moses that He knew how difficult things were becoming in Egypt. The

Israelites had been praying for God to help them.

God said that He wanted Moses to go to the Pharaoh to ask him to set the people of Israel free so that they could leave Egypt and return to the land that God had promised to them a long time before.

Moses was not sure he wanted to do what God was asking him to do. Moses thought that the job was too big for him. But God promised to be with him every step of the way.

God told Moses that at first Pharaoh would refuse to let the people go, but after God displayed His power, then Pharaoh would send the people out of Egypt. Moses pleaded with God to send someone else, but for every excuse that Moses had, God had an answer. God agreed to let Moses' brother Aaron go with him.

- ★ **Connection to God's Overall Story/Plan:** God didn't save Moses to have a cushy and sweet life. He saved Moses so that He could call Moses to help lead the Israelites to their freedom. So they would be free to worship God. God did many miracles and plagues through Moses to get the Israelites free. This should remind us that God loves His people. God is powerful and can do anything. Those that don't love God - like the Egyptian Pharaoh - will see how powerful God is - and He will use ordinary people to help show His love and power.

#### **Follow Up:**

- **Retell:** Have kids share what they recall from the story. Fill in any major holes they missed.
- **Examine:**
  - Comprehension Questions:
    - Can you imagine a bush or a tree that had a flame in it but was not being burned up?
    - Why do you think God did this? (Maybe, to get Moses' attention or to show Moses how powerful He was. Only God could make such a thing happen.)
    - Why do you think Moses did not want to do what God was asking him to do? (Maybe he was afraid of the Pharaoh. Maybe

he really did think that this job was too big for him. Maybe he was afraid of failing.)


- Ask, "What do we learn about God from this story? What does He do?"
- Ask, "What do we learn about humans from this story? What are humans doing?"
- **Application:**
  - Ask, "What is Jesus asking us to do through this story? Why did God include this in the Bible?"
  - Ask, "How is God / Jesus the hero in this story? What did God do that only God can do?"
- **Prayer**

### Memory Verse Practice:

- **Verse:** God replied to Moses, "I AM WHO I AM. This is what you are to say to the Israelites: I AM has sent me to you." Exodus 3:14

### Sticky Activities:

- use a tree template. Use red orange and yellow tissue paper or cut up construction paper to decorate it like fire.
- -"Sandals Off Relay." Have kids take their shoes off and put in a pile at the other side of the room. Say, "GO!" And see who can put on shoes the quickest.
- -Shoe Bible Verse. Have kids trace their shoe print on paper. They can color it. Write Bible verse on it for them.
- -using tree template, have kids finger paint the fire on it or put tissue paper on it (red, yellow, orange)



o

Send Home Page:

# **Memory Verse:**

**Exodus 3:14**

**God replied to Moses, “I AM  
WHO I AM. This is what you  
are to say to the Israelites: I  
AM has sent me to you.”**



Name: \_\_\_\_\_

Date: \_\_\_\_\_

## Exodus 3:14

Unscramble each of the words/punctuation. It should line up with the order of the verse :)

is  
has  
me  
AM  
to

God  
you  
you."  
I  
Moses,

"I  
I  
This  
sent

are  
to  
replied  
Israelites:

to  
WHO  
AM.  
to

say  
the  
what  
AM

1. ogd

G \_ \_

14. rae

a \_ \_

2. delripe

r \_ \_ \_ \_ \_

15. ot

t \_

3. ot

t \_

16. yas

s \_ \_

4. m,soes

M \_ \_ \_ \_ \_

17. ot

t \_

5. i"

" \_

18. teh

t \_ \_

6. ma

A \_

19. essiie:arlt

I \_ \_ \_ \_ \_

7. ohw

W \_ \_

20. I

I

8. I

I

21. ma

A \_

9. .ma

A \_ \_

22. hsa

h \_ \_

10. isht

T \_ \_ \_

23. tsne

s \_ \_ \_

11. si

i \_

24. em

m \_

12. ahwt

w \_ \_ \_

25. ot

t \_

13. ouy

y \_ \_

26. ."uoy

y \_ \_ \_ \_

# Exodus 3:14



Unscramble each of the words/punctuation. It should line up with the order of the verse :)

is	God	"I	are	to	say
has	you	I	to	WHO	the
me	you."	This	replied	AM.	what
AM	I	sent	Israelites:	to	AM
to	Moses,				

- |            |               |                 |                       |
|------------|---------------|-----------------|-----------------------|
| 1. ogd     | G o d         | 14. rae         | a r e                 |
| 2. delripe | r e p l i e d | 15. ot          | t o                   |
| 3. ot      | t o           | 16. yas         | s a y                 |
| 4. m,soes  | M o s e s ,   | 17. ot          | t o                   |
| 5. i"      | " I           | 18. teh         | t h e                 |
| 6. ma      | A M           | 19. essiie:arlt | I s r a e l i t e s : |
| 7. ohw     | W H O         | 20. I           | I                     |
| 8. I       | I             | 21. ma          | A M                   |
| 9. .ma     | A M .         | 22. hsa         | h a s                 |
| 10. isht   | T h i s       | 23. tsne        | s e n t               |
| 11. si     | i s           | 24. em          | m e                   |
| 12. ahwt   | w h a t       | 25. ot          | t o                   |
| 13. ouy    | y o u         | 26. ."uoy       | y o u . "             |

## Today's lesson was on

### Moses & the Burning Bush, Exodus 3

#### Memory Verse:

- Exodus 3:14 - God replied to Moses, "I AM WHO I AM. This is what you are to say to the Israelites: I AM has sent me to you."

*\*Kids that bring this paper back next week and recite the memory verse to the teacher earn a prize \**

## Today's lesson was on

### Moses & the Burning Bush, Exodus 3

#### Memory Verse:

- Exodus 3:14 - God replied to Moses, "I AM WHO I AM. This is what you are to say to the Israelites: I AM has sent me to you."

*\*Kids that bring this paper back next week and recite the memory verse to the teacher earn a prize \**

## Today's lesson was on

### Moses & the Burning Bush, Exodus 3

#### Memory Verse:

- Exodus 3:14 - God replied to Moses, "I AM WHO I AM. This is what you are to say to the Israelites: I AM has sent me to you."

*\*Kids that bring this paper back next week and recite the memory verse to the teacher earn a prize \**

## Today's lesson was on

### Moses & the Burning Bush, Exodus 3

#### Memory Verse:

- Exodus 3:14 - God replied to Moses, "I AM WHO I AM. This is what you are to say to the Israelites: I AM has sent me to you."

*\*Kids that bring this paper back next week and recite the memory verse to the teacher earn a prize \**





**Link to Old Testament  
Books Song**

Exodus 3:1-4:17  
God Talks to Moses

The Bible of Exodus 3:1-4:17  
with the pictures for 100% of the text



**Link to Old Testament  
Books Song**

Exodus 3:1-4:17  
God Talks to Moses

The Bible of Exodus 3:1-4:17  
with the pictures for 100% of the text



**Link to Old Testament  
Books Song**

Exodus 3:1-4:17  
God Talks to Moses

The Bible of Exodus 3:1-4:17  
with the pictures for 100% of the text




**Link to Old Testament  
Books Song**

Exodus 3:1-4:17  
God Talks to Moses







The Bible of Exodus 3:1-4:17  
with the pictures for 100% of the text














God has a special Name. He told Moses.  
What was it?

Use the code to find out.


 = H	 = A	 = W
 = I	 = M	 = O

 _____	 _____	 _____
 _____	 _____	 _____
 _____	 _____	 _____

Moses and the Burning Bush

Moses was tending the flocks in the desert.

Help Moses count the sheep.  
Circle the correct number.




9 or 10 or 11 ?




The angel of the Lord appeared to Moses  
within a burning bush.

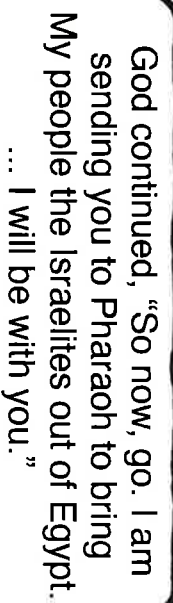
Connect the dots.  
1 2 3 4 5 6 7 8 9 10 11 12



God was sending Moses back to Egypt.

Follow the triangles to  
help Moses get to Egypt. 





■ = A      O = D      ◆ = H      ⊙ = M      ● = W

re to s\_y to t\_e lsr elites:

'I sent            to you.' ...

$T_{\blacklozenge}$  is  $\frac{M}{y}$   $n_{\blacksquare}$  forever,  $t_{\blacklozenge}$

n\_\_\_\_\_e      you      s\_\_\_\_\_ll      c\_\_\_\_\_ll      \_\_\_\_\_e      fro\_\_\_\_\_o  
 ■      ⊙      ◆      ■      ■      ⊙      ⊙

gener\_\_\_\_\_tion      to      gener\_\_\_\_\_tion.”



## Ages 7+

**July 27, 2025 • Exodus 3:1-15**

Now Moses was tending the flock ... and came to Horeb, the mountain of God. There the angel of the LORD appeared to him in flames of fire from within a bush.

**BREAD - READ =**



TUNE - TEN =

[illegible]

STORY – TOYS =

--	--


**PANEL – LEAP =**

Figure 1: A schematic diagram of a two-dimensional lattice. It shows a grid of points with horizontal and vertical bonds. A central point is highlighted, and a path of points is indicated by a dashed line. The diagram is labeled 'Figure 1' at the bottom.

**PURE - PER =**

--	--

# PLATE - TALE =

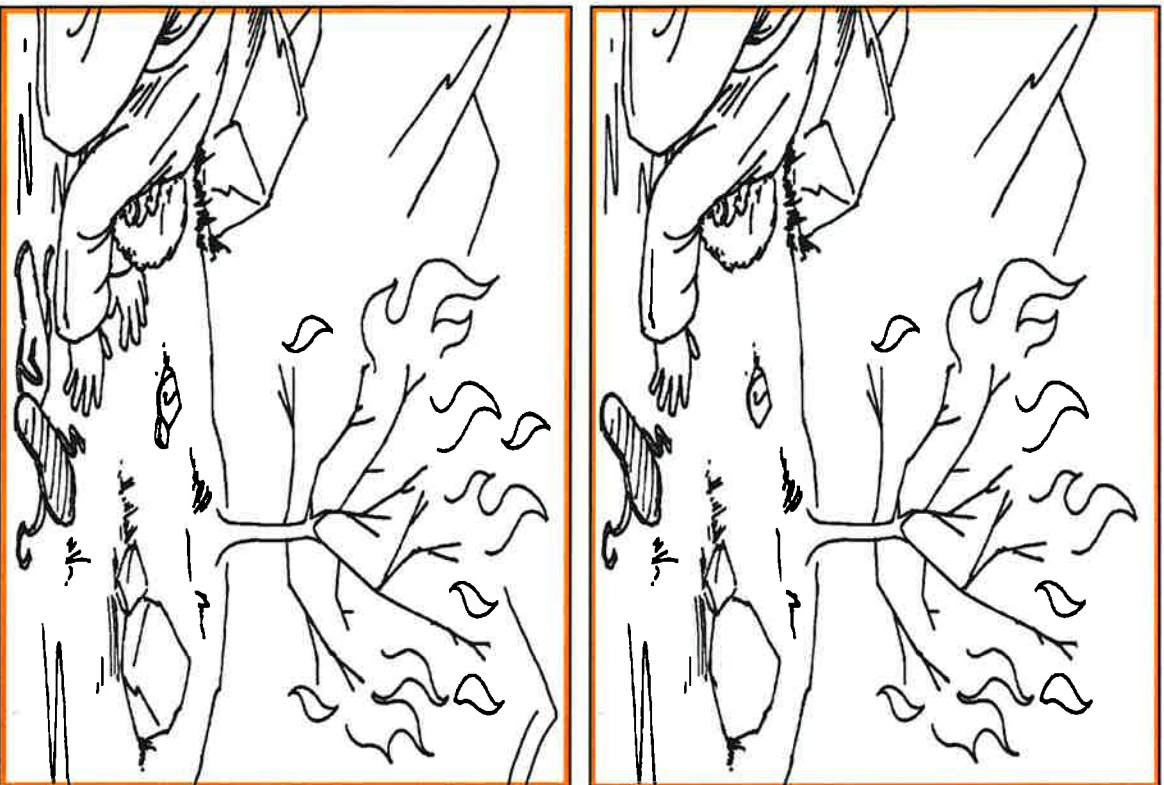


Moses saw that though the bush was on fire it did not  
b \_\_\_\_\_. ... God called to him  
 from within the bush, "Moses! Moses!"



And Moses said, "Here I am." ... "Do not come any closer," God said. "Take off your sandals, for the place where you are standing is holy ground."

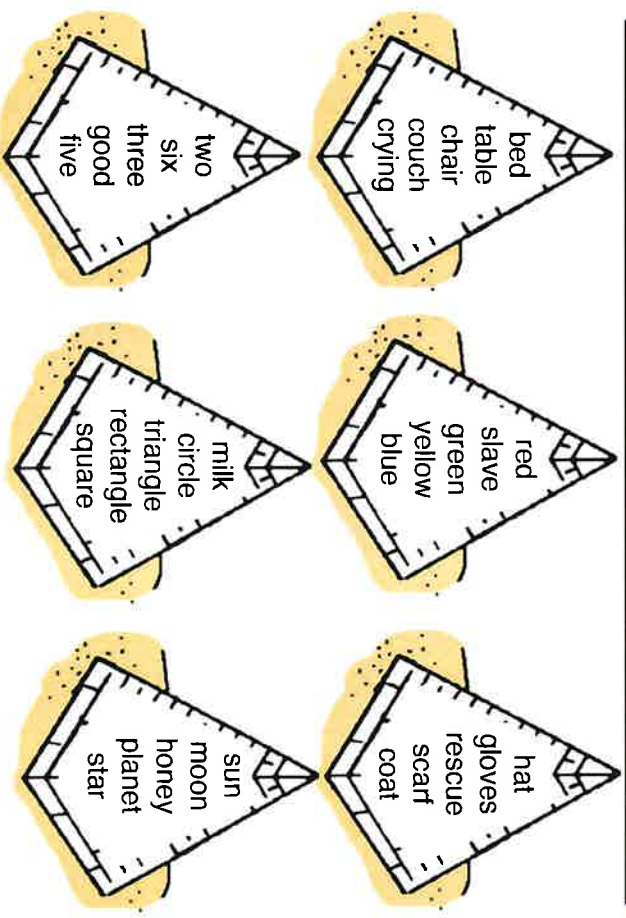
Circle six differences in the bottom picture.



Then He said, "I am the God of your father, the God of Abraham, the God of Isaac and the God of Jacob. "

The LORD said, "I have indeed seen the misery of My people in Egypt. ...

In each pyramid, circle the word that does not belong. Then write the circled words in order on the blanks below.



... I have heard them \_\_\_\_\_ out  
because of their \_\_\_\_\_ drivers, and I am  
concerned about their suffering. So I have come down  
to \_\_\_\_\_ them from the hand of the  
Egyptians and to bring them up out of that land into a



\_\_\_\_\_ and spacious land,  
\_\_\_\_\_ a land flowing with  
\_\_\_\_\_ and \_\_\_\_\_...

