

Moses - Baby in a Basket

Exodus 1:1 - 2:10

Story:

★ Introduction & Story:

We are now leaving the first book of the Bible – Genesis. In Genesis, we learned how God created the world, Adam and Eve sinned, how more sin came, and how God began saving people. He saved Noah from a flood. He called Abraham and promised him a large family that God would use to show His love. Abraham's grandson had 12 sons that became the leaders of the nation of Israel (God's chosen people). One special son was Joseph – even though his brothers tried to ruin him, God used him to save the Israelites from death. Now we head into Exodus!

400 years after Joseph's family went to Egypt to live because there was little food in Canaan, the Israelites still lived there. Many generations had passed and there were thousands of Israelites now. The Israelites were also called Hebrews.

The Pharaoh (kind of like the king) who had invited Joseph and his family to stay in Egypt had been gone for a long time. Through the years, new Pharaohs came into power and made the Israelites into slaves. They had to work very hard making bricks that the Egyptians used to build things. They were treated badly and longed to go back to the land of Canaan.

One Pharaoh noticed how many Israelites there were and began to worry that the Israelites would take over. He decided that a way to control the number of Israelites was to only let the girl babies live. He told the midwives (women who help with the birth of babies) to only let the girls live, but to kill the boy babies. His plan did not actually work though because many times the midwives were not needed to help with the birth of the Israelite women's babies. Also, the midwives feared God and did not obey the king's command because they knew it was wrong.

So, the king said that all boy babies should be thrown into the Nile River. The Israelite parents knew that if they had a boy baby, someone would find out and the child would be thrown into the river.

There was a woman named Jochebed. She was a Hebrew, and she had a baby boy. She hid the baby for 3 months. When she thought that she could not hide him any longer, she wove a basket out of bulrushes. (A bulrush is a tall plant that grows along the water's edge.) She covered the basket with something called "pitch" which is a substance like tar. When the pitch dried, it made the basket waterproof.

She placed the baby in the basket and put the basket in the Nile River. Then, the baby's sister watched as the basket floated down the river.

The palace was further down the river. Pharaoh's daughter came out of the palace to the river to bathe and saw the basket. She opened the basket and saw the baby, who was crying. She felt sorry for him. She knew that this was one of the Hebrew babies. Just then the baby's sister came to the princess and asked if she should find a Hebrew mother who could nurse the baby for her. The princess said that she would pay a woman to nurse the baby and when he was older, he would come back to the palace and be her son. The baby's sister took the baby to her mother.

When the baby was older, he went back to the palace. Pharaoh's daughter named him "Moses" and raised him as her son.

- ★ **Connection to God's Overall Story/Plan:** Moses is another example of how God will save and protect people. Moses should not have lived (by the Pharaoh's rules), but God protected him from death. God planned to use Moses to help free the people. We don't always know what God has for us, but He has a plan and He will do miraculous things to use us and to show us that He loves us and wants us to know Him.

Follow Up:

- **Retell:** Have kids share what they recall from the story. Fill in any major holes they missed.
- **Examine:**
 - Comprehension Questions:
 - How do you think that Moses' mother felt when she had to place the basket with her baby inside into the Nile River?

- How do you think that Moses' mother felt when she found out that she could nurse her baby until he was older and then he would live at the palace?
 - Do you think that it was important in God's plan to have Moses grow up in the palace?
 - Ask, "What do we learn about God from this story? What does He do?"
 - Ask, "What do we learn about humans from this story? What are humans doing?"
- **Application:**
 - Ask, "What is Jesus asking us to do through this story? Why did God include this in the Bible?"
 - Ask, "How is God / Jesus the hero in this story? What did God do that only God can do?"
- **Prayer**

Memory Verse Practice:

- **Verse:** When the child grew older, she brought him to Pharaoh's daughter, and he became her son. She named him Moses, "Because," she said, "I drew him out of the water." Exodus 2:10

Sticky Activities:

- -Mini experiment on which objects float
 - -Sink Or Float! Fill a tub with water. First demonstrate how a basket floats. Then have the kids pick random objects around the room and play the game!
- -coloring sheet
- -use a basket and baby doll and anything else you may think of to act out the story as it's told. Try repeating the story again but this time let the kids help you act it out using the props
- Popsicle stick floating Moses

SUPPLIES NEEDED:

Baby Moses in basket printout

Blue paper

Crayons/markers

Scissors

Popsicle stick

Glue



Instructions:

Print out the attached Moses in a basket picture. Let your child color the picture then help them cut it out. Glue the basket picture onto the top of a popsicle stick. Help your child cut a slit into a blue piece of paper (if you do not have blue paper your child could color a river onto a piece of white paper!) Stick the bottom of the popsicle stick through the slit of the blue paper and move the baby Moses down the river!



•

no instructions



•

instructions

see following pages for



- no instructions
-

[Send Home Page:](#)


Memory Verse:

Exodus 2:10

When the child grew older, she brought him to Pharaoh's daughter, and he became her son. She named him Moses, "Because," she said, "I drew him out of the water."

Book Chapter:Verses


When the child grew older, she brought him to Pharaoh's daughter, and he became her son. She named him Moses, "Because," she said, "I drew him out of the water." Exodus 2:10



Teachers: Please cut this page in half. Pass out to students. Please help the students, if they need it. Fireweed Teachers - you can fill it in and then make copies for the kids to practice with.

Students: Write the verse in the puzzle pieces. You can write one word or a couple of words in each piece. Write left to right, so that you can read the entire verse when it's assembled. Cut it apart at home and put it together often to help you remember the verse!

When the child grew older, she brought him to Pharaoh's daughter, and he became her son. She named him Moses, "Because," she said, "I drew him out of the water." Exodus 2:10



Teachers: Please cut this page in half. Pass out to students. Please help the students, if they need it. Fireweed Teachers - you can fill it in and then make copies for the kids to practice with.

Students: Write the verse in the puzzle pieces. You can write one word or a couple of words in each piece. Write left to right, so that you can read the entire verse when it's assembled. Cut it apart at home and put it together often to help you remember the verse!

Today's lesson was on

Moses as a Baby, Exodus 1-2:10

Memory Verse:

- Exodus 2:10 - When the child grew older, she brought him to Pharaoh's daughter, and he became her son. She named him Moses, "Because," she said, "I drew him out of the water."

***Kids that bring this paper back next week and recite the memory verse to the teacher earn a prize ***

Today's lesson was on

Moses as a Baby, Exodus 1-2:10

Memory Verse:

- Exodus 2:10 - When the child grew older, she brought him to Pharaoh's daughter, and he became her son. She named him Moses, "Because," she said, "I drew him out of the water."

***Kids that bring this paper back next week and recite the memory verse to the teacher earn a prize ***

Today's lesson was on

Moses as a Baby, Exodus 1-2:10

Memory Verse:

- Exodus 2:10 - When the child grew older, she brought him to Pharaoh's daughter, and he became her son. She named him Moses, "Because," she said, "I drew him out of the water."

***Kids that bring this paper back next week and recite the memory verse to the teacher earn a prize ***

Today's lesson was on

Moses as a Baby, Exodus 1-2:10


Memory Verse:

- Exodus 2:10 - When the child grew older, she brought him to Pharaoh's daughter, and he became her son. She named him Moses, "Because," she said, "I drew him out of the water."

***Kids that bring this paper back next week and recite the memory verse to the teacher earn a prize ***



**Link to Old Testament
Books Song**



Exodus 2:1-10
God Protects Baby Moses

The Book of Exodus
with Bible Memory for Kids of All Ages
© 2015 by Bible Memory for Kids of All Ages



**Link to Old Testament
Books Song**



Exodus 2:1-10
God Protects Baby Moses

The Book of Exodus
with Bible Memory for Kids of All Ages
© 2015 by Bible Memory for Kids of All Ages



**Link to Old Testament
Books Song**




Exodus 2:1-10
God Protects Baby Moses

The Book of Exodus
with Bible Memory for Kids of All Ages
© 2015 by Bible Memory for Kids of All Ages



**Link to Old Testament
Books Song**

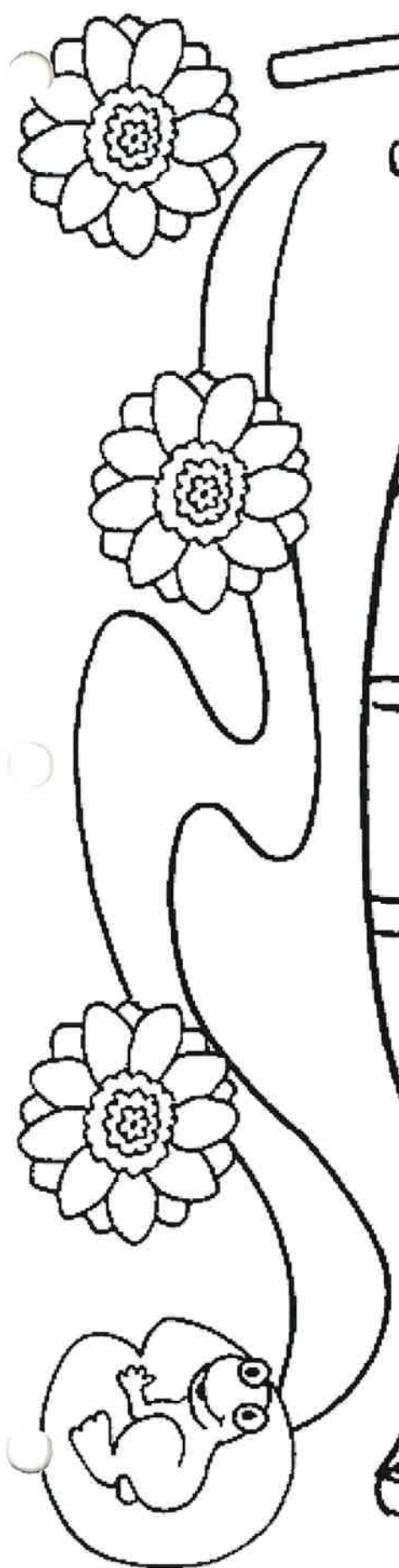


Exodus 2:1-10
God Protects Baby Moses

The Book of Exodus
with Bible Memory for Kids of All Ages
© 2015 by Bible Memory for Kids of All Ages



God was watching over baby Moses.

A black and white line drawing of baby Moses in a basket. The baby is lying in the basket, looking up with a smile. The basket is made of woven reeds. A hand is visible on the left, holding a reed. The background is simple, with some lines suggesting a setting.

Supplies:

Printer and cardstock (to print the
basket weaving template)

Template for the baskets

Yarn

Scissors

Hot glue gun and glue



Starting with your yarn tail on the inside begin weaving in and out of the “bowl” in an over-under pattern. Go over one panel, under the next, etc. The tail of the yarn will eventually be held in place by the subsequent wrappings.

★TIP: To change colours, simply trim the yarn you’re using on the inside of the bowl and continue wrapping the new colour where the other left off. Just like when you started you’ll have to hold onto the end of the new strand until it gets covered and held in place by itself.





When you finish, take your hot glue gun and glue that final strand to the top inside of the template. Trim all the loose threads inside.






But first we Craft

Basket Weaving Templates





→
←
→
←
↖
↘

T R P P P T T C E A E N G U W J F E G L H W M E S S Z T Y
 O Q T B B J A O K N L H S J F E Q C B T B S S I A S
 U A Q R S S D D E F D E K K D I F A R E T H G U A D I
 R Y Q Z S S G R D E N L G J V N T J R Y V U P D S H Z
 E T N W S R E E S M E D C K E I M V C I P H F H T R U F V
 H S M S T E T Q A P I C J J S J K O Q A W V U S E J G A
 T E A S V R W P C F M J H K R I W Z E I V O Y B A B A
 O P S F F R U Q O E G B L E K R I D U H H Y E F D Q D G H
 M C T T Q I P V B S M L N D E L I I N P N A E E T K D B C
 C V O T B D O S N A L Z E F J Y N Z G J S W C C K L B
 C C U U E B S H S L B M Y L R Y A V D K O O T Z A
 V D B E G S Y J T K N L T A O W Q E A V B Q Y R P X Z A
 D A E E G W F C H S I G N P A G H M C S P B Q I W S Y L E F C
 R Y S E I G Z Z D A I U M K B A P Z S I K C S J A E H F
 B O S Q F F Z S L A J O T V O L N C S U V C S J A E H F
 M E E F Y J B H D H S O L D E R D S I K L J E H O C E D
 J W A V D J C H A C B R Q P P N G P E O I O H T S N F B B L M
 J W K L C T S B R S P S R Q I R J L C K F J S M I O A F A A D B B L H
 A M G L U C D S Q I R J L C K P S H O A R A H P B B C A



July 27, 2025 • Exodus 1:8-22; 2:1-10

The Birth of Moses

A new king came to power in Egypt. He feared that the Israelites were becoming too numerous. What order did he give?

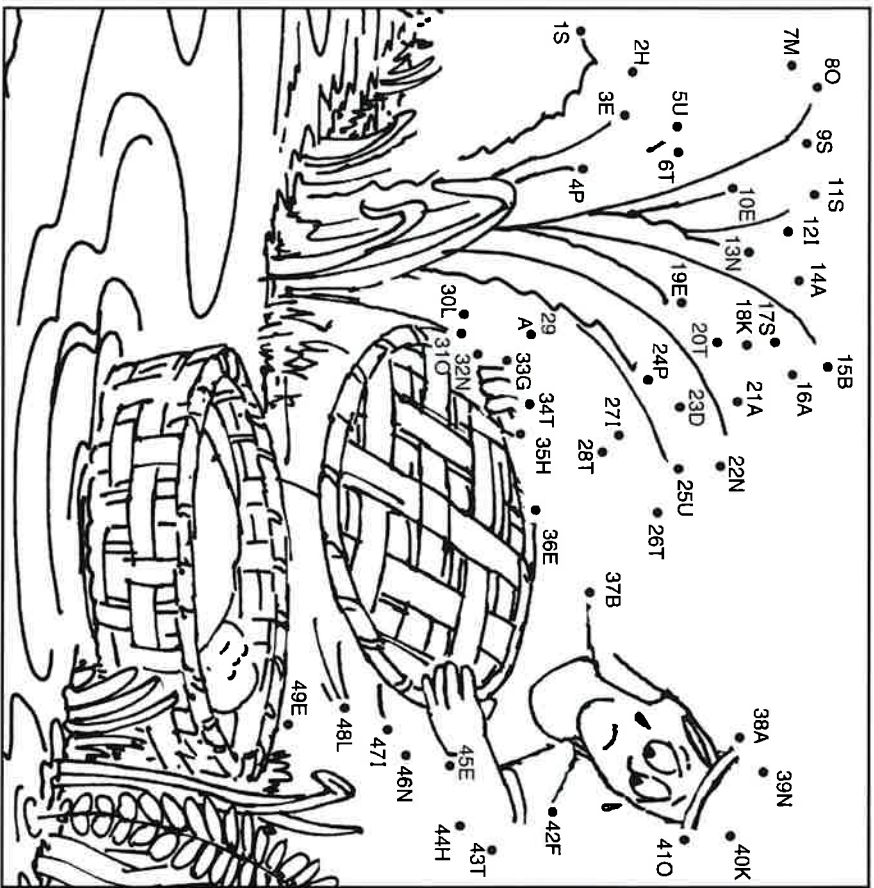
Write the word for each picture, then transfer the letters to the lines below.



4	13	4	6	5	8	2	5	10	12	7	10
9	11	8	2	6	16	5	2	17			
1	17	11	10	10	12	6	2	15			
9	16	10	2	10	12	4	6	9	13	4	6
8	17	10	14	4	10	4	13	4	6	5	
18	9	6	14	14	9	13	4				

Moses was born during that dangerous time.
What did his mother do to protect him?

Connect the dots and write the letters in order on the lines below.



What happened next?

For each letter given, write the letter that comes before it.
A B C D E F G H I J K L M N O P Q R S T U V W X Y Z

U _ I _ F _ Q _ I _ B _ S _ B _ P _ I _ T _

E _ B _ V _ H _ I _ U _ F _ S _

G _ P _ V _ O _ E _ U _ I _ F _

C _ B _ C _ Z _ I _ F _ X _ B _ T _

D _ S _ Z _ J _ O _ H _ B _ O _ E _

T _ I _ F _ G _ F _ M _ U _

T _ P _ S _ S _ Z _ G _ P _ S _ I _ J _ N _

She said, " U _ I _ J _ T _

J _ T _ P _ O _ F _

P _ G _ U _ I _ F _

I _ F _ C _ S _ F _ X _

C _ B _ C _ J _ F _ T _

