

Joseph and his coat of many colors

Genesis 37, 41:37-42, 47

Story:

★ Introduction & Story:

Last we talked about Abraham's grandson Jacob. God eventually renamed Jacob to Israel. God had promised both of them a large family that He would use to show His love and faithfulness. Let's dive into the family!

Jacob had twelve sons. Their names were Rueben, Simeon, Levi, Judah, Dan, Naphtali, Gad, Asher, Issachar, Zebulun, Joseph and Benjamin. They lived in the land of Canaan.

Of the twelve, Jacob favored Joseph. That means that he did special things for Joseph. Jacob made a robe for Joseph. The coat was made with many colors and was very beautiful. Joseph's brothers were not happy about this gift to Joseph. They had regular work clothes to wear, but Joseph had this beautiful coat. They also were not happy that Joseph was their father's favorite Son.

Because the brothers were jealous of Joseph, they did not treat him very well. One day when Joseph came out to the field to check on them for his father, the brothers decided to hurt him. They threw him down into a well that was dry. When a group of travelers from Egypt came by, the brothers sold Joseph to them to be a slave.

Joseph was taken to Egypt where he was a slave for a while. But as the leaders of Egypt began to see how good Joseph was at many things, they put him in charge of some very important things.

Joseph's brothers went to Egypt many years later to buy grain. They were very hungry because there was a drought in Canaan. That means that it didn't rain for a really long time. Because there was no rain, the crops did not grow, and the people had very little food.

When Joseph's brothers arrived in Egypt, they did not realize that the person that they needed to talk to about getting grain was their brother. He looked very different, and they did not recognize him.

After seven years, there was a wedding. How happy Jacob must have been! But when the wedding was over and the veil was removed from the bride's face, Jacob realized that the bride was not Rachel, but rather her sister Leah. Laban had tricked him.

Laban said that Leah was the older sister, and it was customary that she should marry first. He told Jacob that if he worked for him for seven more years, Rachel could also be his wife. (At that time, it was acceptable for a man to have several wives.) Jacob loved Rachel more than he loved Leah.

Rachel became his wife soon after that, but he had to work for Laban for seven more years.

- ★ **Connection to God's Overall Story/Plan:** God had promised Abraham that he would make his family so large that there would be more of them than stars. God promised Jacob that his family would be like the dust (a lot of them and all spread out). Eventually, God changed Jacob's name Israel and through his wives, Israel had 12 sons that became the 12 tribes of Israel. God has not forgotten His promise to make their family large and to use them to show His love and faithfulness to people, even when they sin.

Follow Up:

- **Retell:** Have kids share what they recall from the story. Fill in any major holes they missed.
- **Examine:**
 - Comprehension Questions:
 - How did Laban trick Jacob?
 - How long did he have to work for his first wife?
 - How long did he have to work for Rachel?
 - Ask, "What do we learn about God from this story? What does He do?"
 - Ask, "What do we learn about humans from this story? What are humans doing?"
- **Application:**
 - Ask, "What is Jesus asking us to do through this story? Why did God include this in the Bible?"

- Ask, "How is God / Jesus the hero in this story? What did God do that only God can do?"

- **Prayer**

Memory Verse Practice:

- **Verse:** Look, I am with you and will watch over you wherever you go. I will bring you back to this land, for I will not leave you until I have done what I have promised you." Genesis 28:15

Sticky Activities:

- play a race with the kids teaming up to be wheelbarrow and the first one to "Rachel" wins
- Everybody stands up and have kids name 7 (the amount of years Jacob had to work for his wife) actions they can do (ex: 7 jumping jacks, 7 claps, 7 high fives,)
- coloring sheet / hidden objects sheet
- Spin to see the extra wife (see following pages for craft)



- Leah/Rachel origami puzzle

Send Home Page:

After a while, Joseph told his brothers who he really was. The brothers were afraid because they thought Joseph would want to hurt them for what they had done to him. But Joseph did not want to hurt them. He forgave them and was very glad to see them. Soon, he also got to see his father again. They all lived in Egypt after that where they could have plenty to eat.

- ★ **Connection to God's Overall Story/Plan:** These 12 sons of Jacob/Israel become the leaders of the 12 tribes of Israel. Even though the older brothers had hurt, lied, and sold Joseph – God did not let that stop His plan. He protected Joseph and used Him in so many ways... including to save all of the Israelites from starving to death. Only God could have saved Joseph and put him into specific places and then raise him up to work with Pharaoh. God has chosen to love the Israelites – and He will protect them even when they sin and try to destroy each other.

Follow Up:

- **Retell:** Have kids share what they recall from the story. Fill in any major holes they missed.
- **Examine:**
 - Comprehension Questions:
 - Do you think it was OK for Jacob to have a favorite son?
 - Was it OK for Joseph's brothers to decide to do something hurtful to him?
 - Do you think God was with Joseph during his time in Egypt.
 - Do you think it was hard for Joseph to forgive his brothers? Was it the right thing to do?
 - Ask, "What do we learn about God from this story? What does He do?"
 - Ask, "What do we learn about humans from this story? What are humans doing?"
- **Application:**
 - Ask, "What is Jesus asking us to do through this story? Why did God include this in the Bible?"
 - Ask, "How is God / Jesus the hero in this story? What did God do that only God can do?"
- **Prayer**

Memory Verse Practice:

- **Verse:** Now Israel loved Joseph more than his other sons because Joseph was a son born to him in his old age, and he made a long-sleeved robe for him. Genesis 37:3

Sticky Activities:

- color Joseph's coat
- using a coat template, have the kids decorate it with art supplies. Use many textures!(yarn, Pom poms, buttons, cut up paper...be creative!)



- play doh. Make a colorful coat!
 - Paper Bag Coat. Draw a face on the flap. Decorate the rest of the bag as a colorful coat
- Joseph suncatcher

Memory Verse:

Genesis 37:3

**Now Israel loved Joseph more
than his other sons because
Joseph was a son born to him
in his old age, and he made a
long-sleeved robe for him.**



Send Home Page:

Write the Verse

Station Leader: Please cut this page in half. Pass out to students.

Please help the students, if they need it.

Students: Write the verse on the lines. Write so you can read it again and again for practice.

Now Israel loved Joseph more than his other sons because Joseph was a son born to him in his old age, and he made a long-sleeved robe for him. Genesis 37:3

Write the Verse

Station Leader: Please cut this page in half. Pass out to students.

Please help the students, if they need it.

Students: Write the verse on the lines. Write so you can read it again and again for practice.

Now Israel loved Joseph more than his other sons because Joseph was a son born to him in his old age, and he made a long-sleeved robe for him. Genesis 37:3

Today's lesson was on

Joseph, Genesis 37, 41:37-42, 47

Memory Verse:

- Genesis 37:3 - Now Israel loved Joseph more than his other sons because Joseph was a son born to him in his old age, and he made a long-sleeved robe for him.

***Kids that bring this paper back next week and recite the memory verse to the teacher earn a prize “**

Today's lesson was on

Joseph, Genesis 37, 41:37-42, 47

Memory Verse:

- Genesis 37:3 - Now Israel loved Joseph more than his other sons because Joseph was a son born to him in his old age, and he made a long-sleeved robe for him.

***Kids that bring this paper back next week and recite the memory verse to the teacher earn a prize “**

Today's lesson was on

Joseph, Genesis 37, 41:37-42, 47

Memory Verse:

- Genesis 37:3 - Now Israel loved Joseph more than his other sons because Joseph was a son born to him in his old age, and he made a long-sleeved robe for him.

***Kids that bring this paper back next week and recite the memory verse to the teacher earn a prize “**

Today's lesson was on

Joseph, Genesis 37, 41:37-42, 47

Memory Verse:

- Genesis 37:3 - Now Israel loved Joseph more than his other sons because Joseph was a son born to him in his old age, and he made a long-sleeved robe for him.

***Kids that bring this paper back next week and recite the memory verse to the teacher earn a prize “**



As you shop those Back-to-School sales, would you consider picking up a few extras for Creekside Kids? Your donations help us keep

ITEMS WE'RE LOOKING FOR:

- Crayons • Copy paper • Play-Dough
- Hand sanitizer • Markers • Glue sticks • Cheerios
- Bubble solution • 3 oz cups • Coffee filters
- Electric pencil sharpeners • Adult & kid-sized scissors
- Faith-based children's books

Thank you for supporting our kids and ministry!



As you shop those Back-to-School sales, would you consider picking up a few extras for Creekside Kids? Your donations help us keep

ITEMS WE'RE LOOKING FOR:

- Crayons • Copy paper • Play-Dough
- Hand sanitizer • Markers • Glue sticks • Cheerios
- Bubble solution • 3 oz cups • Coffee filters
- Electric pencil sharpeners • Adult & kid-sized scissors
- Faith-based children's books

Thank you for supporting our kids and ministry!



As you shop those Back-to-School sales, would you consider picking up a few extras for Creekside Kids? Your donations help us keep

ITEMS WE'RE LOOKING FOR:

- Crayons • Copy paper • Play-Dough
- Hand sanitizer • Markers • Glue sticks • Cheerios
- Bubble solution • 3 oz cups • Coffee filters
- Electric pencil sharpeners • Adult & kid-sized scissors
- Faith-based children's books

Thank you for supporting our kids and ministry!



As you shop those Back-to-School sales, would you consider picking up a few extras for Creekside Kids? Your donations help us keep

ITEMS WE'RE LOOKING FOR:

- Crayons • Copy paper • Play-Dough
- Hand sanitizer • Markers • Glue sticks • Cheerios
- Bubble solution • 3 oz cups • Coffee filters
- Electric pencil sharpeners • Adult & kid-sized scissors
- Faith-based children's books


Thank you for supporting our kids and ministry!


Joseph and His Coat of Many Colors

Genesis 37

simplyColor.me







- **Black Cardstock:** This will serve as the sturdy outline for our suncatcher, framing the vibrant colors to come.
- **[Free Template](#)**
- **Tissue Paper:** Gather a rainbow of colors, plus brown for that authentic, historical touch. You can cut squares from larger sheets or purchase [pre-cut tissue paper squares](#) for convenience.
- **Contact Paper:** This sticky, transparent paper will hold our tissue paper in place and transform our craft into a suncatcher.
- **Scissors, Pencil, and Craft Knife (optional)**

Step 1: Download your template & cut out

Print out our [free template](#) and cut out. Gently fold the card stock at the sides and carefully cut out your design. The goal is to keep the middle lines intact, creating a continuous line down the center of the coat.



Step 2: Add Contact Paper

Peel the backing off one piece of contact paper and place it sticky-side up. Carefully lay your black cardstock outline on top, aligning it with your design.



Step 3: Add The Tissue Paper & Get Colorful!

Begin placing your tissue paper squares onto the sticky contact paper, following the color pattern of a traditional coat of many colors. Feel free to get creative with the arrangement!



Step 4: Trim the Excess

Trim the excess contact paper around your design, leaving a small margin to ensure it stays sealed. Your Coat of Many Colors Suncatcher is now ready to be displayed!

Commonly Asked Questions

Can I use different types of paper besides tissue paper?

Yes, feel free to experiment with colored cellophane or translucent papers for different effects.

How do I hang my suncatcher?



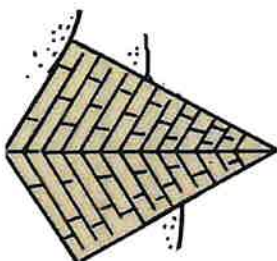
When the merchants came by, his brothers pulled Joseph up out of the cistern and sold him to the Ishmaelites.

Where did the Ishmaelites take Joseph?
Follow the directions to find out.

A B C D E F G H I

1. Cross out the C and the H = _____
2. Change the A to an E and the D to a Y = _____
3. Switch the B and the G = _____
4. Change the F to an O and the B to a V = _____
5. Delete the 2nd E and the I = _____
6. Change the O to the letter that comes after it and the V to the letter that comes two before it.

=



Joseph Sold Into Slavery

Jacob was very fond of his son Joseph.
He made a fancy, ornamented robe for him.

Fit the puzzle pieces together to read what happened.

