

## Abram's Call Genesis 12 & 21

### Introduction:

**Context:** Give the kids some connection between the last few lessons and today's lesson.

- ★ In the beginning, God created a perfect world and put people in it. Adam and Eve chose to sin. Their children sinned. Pretty soon the world was full of wicked people. But God saved Noah and his family and made a promise to never again flood the earth. Today's story is about another person that God saved - Abraham. God not only protected Abraham, he made him a promise.

**Story:** Read the story ahead of time. Practice it. For the younger grades, feel free to summarize, if needed. It's okay to reference the story as you are telling it, but the goal is to know the story well enough that you don't have to read it word for word :) And, we encourage you to have your Bible open during the telling of the story, so the kids know where this story came from.

- ★ There was a man named Abram who had a wife named Sarai. The people of their land worshiped the moon-god Ur.  
One day, God called out to Abram. He told Abram to leave his country, his relatives and his father's house to go to a place that God would show him. He promised Abram that he would bless him and make him the father of a great nation. He said that through Abram that all the families of the earth would be blessed.

So, Abram and Sarai along with Abram's nephew Lot, left where they were and headed toward the land of Canaan. They took their flocks and servants with them. When they reached the plain of Moreh near Canaan, God spoke to Abram again. God told him that this was the land that Abram and his children were to have.

Abram and Sarai were about 75 years old and they had no children. But Abram knew what God had promised.

Abram did not live in the cities but pitched his tents wherever there was good grazing for his animals. Abram built an altar to the Lord and worshipped Him.

Before long, Abram and Lot became very wealthy. Their flocks became very large. Finally, Abram told Lot to choose which area of land that he wanted to live in. Abram would live in the other part.

God changed Abram's name to Abraham, which meant "the father of many." He also changed Sarai's name to Sarah. But even though God promised that Abraham would be the father of many, he and Sarah still did not have any children.

After a long time, Abram and Sarai had a baby. They were 100 years old! 100 people do not have babies, but God caused a miracle to happen. They named their son Isaac.

Many years later, Isaac had twin sons named Esau and Jacob. Jacob had many sons. One of the sons was Judah.

- ★ **Christ Connection:** Jesus was born a very long time later to one of the relatives of Judah. When God told Abraham that the whole earth would be blessed through him, this is what He meant. The savior of the world would be born to one of Abraham's descendants.

**Follow Up:** As a church, we are encouraging disciple makers to practice the REAP method as it is one useful tool in learning to read the Bible on your own. Retell, Examine, Application, Prayer. Now this may not be everyone's preference, but it is an easy and consistent way to teach children to pull the meaning out of a passage and not just read it or rely on others to teach them what it means. Trees & Mountains - this is a station.

- ★ **Retell:** Have kids share what they recall from the story. Fill in any major holes they missed.
- ★ **Examine:**
  - Ask, "What do we learn about God from this story? What does He do?"
  - Ask, "What do we learn about humans from this story? What are humans doing?"

Questions:

- ★ Do you think it would be difficult if you were told to leave where you were, but not be told where you are going?
- ★ Do you think that Abraham understood what God meant when He said that Abraham would be the father of a great nation and that through him all families of the earth would be blessed?
- ★ Was it a miracle that Sarah had a baby when she was 99 years old?
- ★ Who can do miracles like that?
- ★ **Application:** Ask, “What is Jesus asking us to do through this story? Why did God include this in the Bible?”
- ★ **Prayer**

**Memory Verse:** Have the kids use the Bible. They should either share or each have one. If kids have their own Bibles, we can encourage them to use it, but sometimes you may just need to use the class set. Trees & Mountains - this is one station.

There is a new verse or set of verses each week. On the weekly take home sheet, the verses are printed. If they come back the following week with it memorized, they can pick a prize (either from the classroom stash at the end of the lesson OR give them a ticket to pick a prize from the check in desk).

- ★ **Verse:** Genesis 12:2 CSB - I will make you into a great nation, I will bless you, I will make your name great, and you will be a blessing.
- ★ **Bonus:** Genesis 12:3 CSB - I will bless those who bless you, I will curse anyone who treats you with contempt, and all the peoples on earth will be blessed through you.

**Memory Verse Practice:**

**Song:** Every age group: Play the Books of the Bible song. Encourage kids to sing along. When in the Old Testament, play that song; when in the New Testament, play that song.

**Verse Look Up:** Explain the address of the verse (Book Chapter:Verse). Explain whether it's in the Old Testament or the New Testament. Read and explain the verse.

- **Rainbow Tip:** Put Post-It notes on the book of the Bible for the memory verse. Have them open just to the book of the Bible.

- Fireweed Tip: Do the Rainbow tip above and then have them find the chapter and verse.

### **Practice the Verse:**

- Rainbow: Not necessary :)
- Fireweed: Have the kids read it with you several times. Since they are learning to read, group practice is the focus.
- Trees & Mountains: Kids should be learning the verse and saying it on their own. We will provide activities - pick one to have the kids practice. We will provide: fill-in-the-blank verses, phrases for the kids to put in order, lines for the kids to write the verse out, and a worksheet for the kids to say the verse based on just the first letter of each word in the verse.

### **Books of the Bible:**

- If there is time or if kids have mastered the verse, have the kids practice the Books of the Bible. When we are doing Old Testament stories, have them practice the Old Testament; when in the New, practice the New Testament. We will have some activities for them to practice with.
  - Trees/Mountains currently have pencil cases with sets of cards/bookmarks in them.


**Sticky Activities:** No need to do all of these! Pick which ones work best for your teaching style and time frame! For the Trees and Mountains - there is enough time for two of the stations to do activities. Please see the following pages for activity ideas. You do not even need to use these, but I wanted to provide some ideas :)

**Send Home Page:** These are ¼ sheets of paper. Please send home with kids each week. They include the lesson title and passage, memory verses, an activity, and links :)




## Sticky Activities

- -song “Father Abraham.”
- -color sheet
- -“God Guides Me” game. Use a compass and tell the kids to move in fun directions using the compass as a guide
- -Using dark blue or black construction paper, have kids fill it with star stickers and help them write on the paper the verse
- -playdoh: make stars
- -coloring sheet of stars
- Page with Bible verse on bottom - Draw Abraham and put star stickers on top.



- Color and cut - Abraham's story (requires a purchase, see QR code)





# **Memory Verse:**

I will make you into a great nation, I will bless you, I will make your name great, and you will be a blessing.

**Genesis 12:2**

**Book Chapter:Verses**



## Today's lesson was on Abram's Call, Genesis 12 & 21

### Memory Verse:

- Genesis 12:2 CSB - I will make you into a great nation, I will bless you, I will make your name great, and you will be a blessing.
- Bonus: Genesis 12:3 CSB - I will bless those who bless you, I will curse anyone who treats you with contempt, and all the peoples on earth will be blessed through you.

**\*Kids that bring this paper back next week and recite the memory verse to the teacher earn a prize ☺**

## Today's lesson was on Abram's Call, Genesis 12 & 21

### Memory Verse:

- Genesis 12:2 CSB - I will make you into a great nation, I will bless you, I will make your name great, and you will be a blessing.
- Bonus: Genesis 12:3 CSB - I will bless those who bless you, I will curse anyone who treats you with contempt, and all the peoples on earth will be blessed through you.

**\*Kids that bring this paper back next week and recite the memory verse to the teacher earn a prize ☺**

## Today's lesson was on Abram's Call, Genesis 12 & 21

### Memory Verse:

- Genesis 12:2 CSB - I will make you into a great nation, I will bless you, I will make your name great, and you will be a blessing.
- Bonus: Genesis 12:3 CSB - I will bless those who bless you, I will curse anyone who treats you with contempt, and all the peoples on earth will be blessed through you.


**\*Kids that bring this paper back next week and recite the memory verse to the teacher earn a prize ☺**

## Today's lesson was on Abram's Call, Genesis 12 & 21

### Memory Verse:

- Genesis 12:2 CSB - I will make you into a great nation, I will bless you, I will make your name great, and you will be a blessing.
- Bonus: Genesis 12:3 CSB - I will bless those who bless you, I will curse anyone who treats you with contempt, and all the peoples on earth will be blessed through you.

**\*Kids that bring this paper back next week and recite the memory verse to the teacher earn a prize ☺**



Genesis 12:1-4-13  
Abraham and Lot Choose Land

The Bible at Good and Beautiful  
with Bible Songs at the end of all pages  
Page 23



**Link to Old Testament  
Books Song**




Genesis 12:1-4-13  
Abraham and Lot Choose Land

The Bible at Good and Beautiful  
with Bible Songs at the end of all pages  
Page 23



**Link to Old Testament  
Books Song**




Genesis 12:1-4-13  
Abraham and Lot Choose Land

The Bible at Good and Beautiful  
with Bible Songs at the end of all pages  
Page 23



**Link to Old Testament  
Books Song**



Genesis 12:1-4-13  
Abraham and Lot Choose Land

The Bible at Good and Beautiful  
with Bible Songs at the end of all pages  
Page 23



**Link to Old Testament  
Books Song**

# Initialed Verse

Station Leader: Please cut this page in half. Pass out to students.  
Help the students complete the activity if they need it ☺

Students: Look at all of the letters. Each letter is the first letter for  
a word in the verse. Practice the verse by saying or writing each  
word that goes with each letter.

Example: JW. J11:35 would be Jesus wept. John 11:35

**iwmyiagn, iwby, iwmyng, aywbab. --G12:2**

---

---

---

---

---

---

---

---

---

---

# Initialed Verse

Station Leader: Please cut this page in half. Pass out to students.  
Help the students complete the activity if they need it ☺

Students: Look at all of the letters. Each letter is the first letter for  
a word in the verse. Practice the verse by saying or writing each  
word that goes with each letter.

Example: JW. J11:35 would be Jesus wept. John 11:35

**iwmyiagn, iwby, iwmyng, aywbab. --G12:2**

---

---

---

---

---

---

---


---

---

---







A People of God

## Hidden Pictures: God Guided Abraham

Find these objects hidden in the picture below: butterfly, fork, glass, ice cream cone, necktie, olive, orange slice, pencil, ring, spoon, star



