

## Noah

### Genesis 6-9

#### Introduction:

**Context:** Give the kids some connection between the last few lessons and today's lesson.

- ★ As we journey through the Bible and God's plan to save us, we see stories of people who are faithful and follow the Lord and we see people who have rejected God and live a life full of sin. It has been this way for thousands of years. After Adam and Eve sinned and were sent from the Garden, they had children and those children had children. Some followed the Lord and others chose not to. Today's story is about a man who was faithful in following the Lord and how the Lord protected him.

**Story:** Read the story ahead of time. Practice it. For the younger grades, feel free to summarize, if needed. It's okay to reference the story as you are telling it, but the goal is to know the story well enough that you don't have to read it word for word :) And, we encourage you to have your Bible open during the telling of the story, so the kids know where this story came from.

- ★ Many generations after God created Adam and Eve there were a lot of people on the earth. The people had become evil and wicked. Violence and corruption filled the earth. The people's hearts were full of sin. This made God very sad. He was sorry he had created man at all.

God decided to destroy all the people of the earth with a great flood. Up until this time, it had not rained. The people had no idea what rain was.

God remembered a man named Noah. He was a righteous man. This means that he followed in God's ways and wanted to please God and do what was right. He taught his sons to do the right things also. His son's names were Shem, Ham and Japheth. How strange this family must have seemed to the people around them who had such darkness in their hearts.

God talked to Noah. He told Noah that He was going to destroy the earth with a great flood, but that he and his wife, and his three sons and their wives would be saved.

He told Noah to build an ark. He gave Noah very precise instructions on how to build this ark. Noah followed all of God's instructions exactly as he was told. Then, when the ark was finished, God told Noah that He would send two of every kind of animal, a male and a female, to the ark. All the animals, Noah and his wife and his three sons and their wives would safely stay on the ark until the flood was over and the water was gone.

One week after the ark was closed tight with Noah's family and all the animals safely inside, it began to rain. It rained for forty days and forty nights. Springs of water also burst forth from the earth. Before long, the ark was floating on the water. After 40 days, the rain stopped, and the springs closed. The ark floated on the water.

After a while, Noah sent a dove out from the ark. The dove could find nowhere to land, so she returned to the ark. Noah knew that the earth was still covered by water. Seven days later, he sent out the dove again, and she came back to the ark with an olive branch in her beak. Noah then knew that the waters had subsided, and the trees were above the water. Seven days later, he sent the dove out again and this time she did not return. Noah knew that it was now safe to leave the ark.

Noah opened the ark and was very glad to see dry land. It had been a little over a year since they had entered the ark!

God promised He would never again send a flood to cover the earth. God made a rainbow appear in the sky each time it rained to remind them that he promised to never send a flood again.

- ★ **Christ Connection:** God saved Noah and his family. Only God could save them from the flood. This points to Jesus because only Jesus can save us from the power of sin and from eternal separation from God.

**Follow Up:** As a church, we are encouraging disciple makers to practice the REAP method as it is one useful tool in learning to read the Bible on your own. Retell,

Examine, Application, Prayer. Now this may not be everyone's preference, but it is an easy and consistent way to teach children to pull the meaning out of a passage and not just read it or rely on others to teach them what it means. Trees & Mountains - this is a station.

★ **Retell:** Have kids share what they recall from the story. Fill in any major holes they missed.

★ **Examine:**

- Ask, "What do we learn about God from this story? What does He do?"
- Ask, "What do we learn about humans from this story? What are humans doing?"

What do you think the people who saw Noah building the ark thought? (They probably did not understand.)

Do you think that Noah tried to warn the people that a flood was coming? (He probably did but remember they didn't know even know what rain was.)

Do you think that Noah had to go out and find a pair of every animal? (God probably sent the animals to the ark in pairs.)

Why do you think God gave them a rainbow? (Probably so they would not be afraid of another flood every time it rained.)

★ **Application:** Ask, "What is Jesus asking us to do through this story? Why did God include this in the Bible?"

★ **Prayer**

**Memory Verse:** Have the kids use the Bible. They should either share or each have one. If kids have their own Bibles, we can encourage them to use it, but sometimes you may just need to use the class set. Trees & Mountains - this is one station.

There is a new verse or set of verses each week. On the weekly take home sheet, the verses are printed. If they come back the following week with it memorized, they can pick a prize (either from the classroom stash at the end of the lesson OR give them a ticket to pick a prize from the check in desk).

★ **Verse:** Genesis 9:13 CSB - I have placed my bow in the clouds, and it will be a sign of the covenant between me and the earth.

- ★ Bonus: Genesis 9:14-15 CSB - Whenever I form clouds over the earth and the bow appears in the clouds, (15) I will remember my covenant between me and you and all the living creatures: water will never again become a flood to destroy every creature.

### **Memory Verse Practice:**

**Song:** Every age group: Play the Books of the Bible song. Encourage kids to sing along. When in the Old Testament, play that song; when in the New Testament, play that song.

**Verse Look Up:** Explain the address of the verse (Book Chapter:Verse). Explain whether it's in the Old Testament or the New Testament. Read and explain the verse.

- Rainbow Tip: Put Post-It notes on the book of the Bible for the memory verse. Have them open just to the book of the Bible.
- Fireweed Tip: Do the Rainbow tip above and then have them find the chapter and verse.

### **Practice the Verse:**

- Rainbow: Not necessary :)
- Fireweed: Have the kids read it with you several times. Since they are learning to read, group practice is the focus.
- Trees & Mountains: Kids should be learning the verse and saying it on their own. We will provide activities - pick one to have the kids practice. We will provide: fill-in-the-blank verses, phrases for the kids to put in order, lines for the kids to write the verse out, and a worksheet for the kids to say the verse based on just the first letter of each word in the verse.

### **Books of the Bible:**


- If there is time or if kids have mastered the verse, have the kids practice the Books of the Bible. When we are doing Old Testament stories, have them practice the Old Testament; when in the New, practice the New Testament. We will have some activities for them to practice with.
  - Trees/Mountains currently have pencil cases with sets of cards/bookmarks in them.

**Sticky Activities:** No need to do all of these! Pick which ones work best for your teaching style and time frame! For the Trees and Mountains - there is enough time for two of the stations to do activities. Please see the following pages for activity ideas. You do not even need to use these, but I wanted to provide some ideas :)

**Send Home Page:** These are ¼ sheets of paper. Please send home with kids each week. They include the lesson title and passage, memory verses, an activity, and links :)

### Sticky Activities

- play animal matching game again (see lesson 1 for the master)
- rainbow/Noah's coloring sheet
- play animal freeze dance - song on YouTube for example - scan QR code:



- play “animal sounds” make animal sounds and have the children guess the animal
- Noah says game. Act out an animal with actions and sounds.
- Design your own ark
- Noah's ark spinner





# **Memory Verse:**

I have placed my bow in the clouds, and it will be a sign of the covenant between me and the earth.

**Genesis 9:13**

**Book Chapter:Verses**





# Write the Verse

Station Leader: Please cut this page in half. Pass out to students.  
Please help the students, if they need it.

Students: Write the verse on the lines. Write so you can read it  
again and again for practice.


**I have placed my bow in the clouds, and it will be a sign of the  
covenant between me and the earth. --Genesis 9:13**

# Write the Verse

Station Leader: Please cut this page in half. Pass out to students.  
Please help the students, if they need it.

Students: Write the verse on the lines. Write so you can read it  
again and again for practice.

**I have placed my bow in the clouds, and it will be a sign of the  
covenant between me and the earth. --Genesis 9:13**



## Today's lesson was on Noah, Genesis 6-9

### Memory Verse:

- Genesis 9:13 CSB - I have placed my bow in the clouds, and it will be a sign of the covenant between me and the earth.
- Bonus: Genesis 9:14-15 CSB - Whenever I form clouds over the earth and the bow appears in the clouds, (15) I will remember my covenant between me and you and all the living creatures: water will never again become a flood to destroy every creature.

**\*Kids that bring this paper back next week and recite the memory verse to the teacher earn a prize ☺**

## Today's lesson was on Noah, Genesis 6-9

### Memory Verse:

- Genesis 9:13 CSB - I have placed my bow in the clouds, and it will be a sign of the covenant between me and the earth.
- Bonus: Genesis 9:14-15 CSB - Whenever I form clouds over the earth and the bow appears in the clouds, (15) I will remember my covenant between me and you and all the living creatures: water will never again become a flood to destroy every creature.

**\*Kids that bring this paper back next week and recite the memory verse to the teacher earn a prize ☺**

## Today's lesson was on Noah, Genesis 6-9

### Memory Verse:

- Genesis 9:13 CSB - I have placed my bow in the clouds, and it will be a sign of the covenant between me and the earth.
- Bonus: Genesis 9:14-15 CSB - Whenever I form clouds over the earth and the bow appears in the clouds, (15) I will remember my covenant between me and you and all the living creatures: water will never again become a flood to destroy every creature.

**\*Kids that bring this paper back next week and recite the memory verse to the teacher earn a prize ☺**

## Today's lesson was on Noah, Genesis 6-9

### Memory Verse:

- Genesis 9:13 CSB - I have placed my bow in the clouds, and it will be a sign of the covenant between me and the earth.
- Bonus: Genesis 9:14-15 CSB - Whenever I form clouds over the earth and the bow appears in the clouds, (15) I will remember my covenant between me and you and all the living creatures: water will never again become a flood to destroy every creature.

**\*Kids that bring this paper back next week and recite the memory verse to the teacher earn a prize ☺**



[Link to Old Testament Books Song](#)



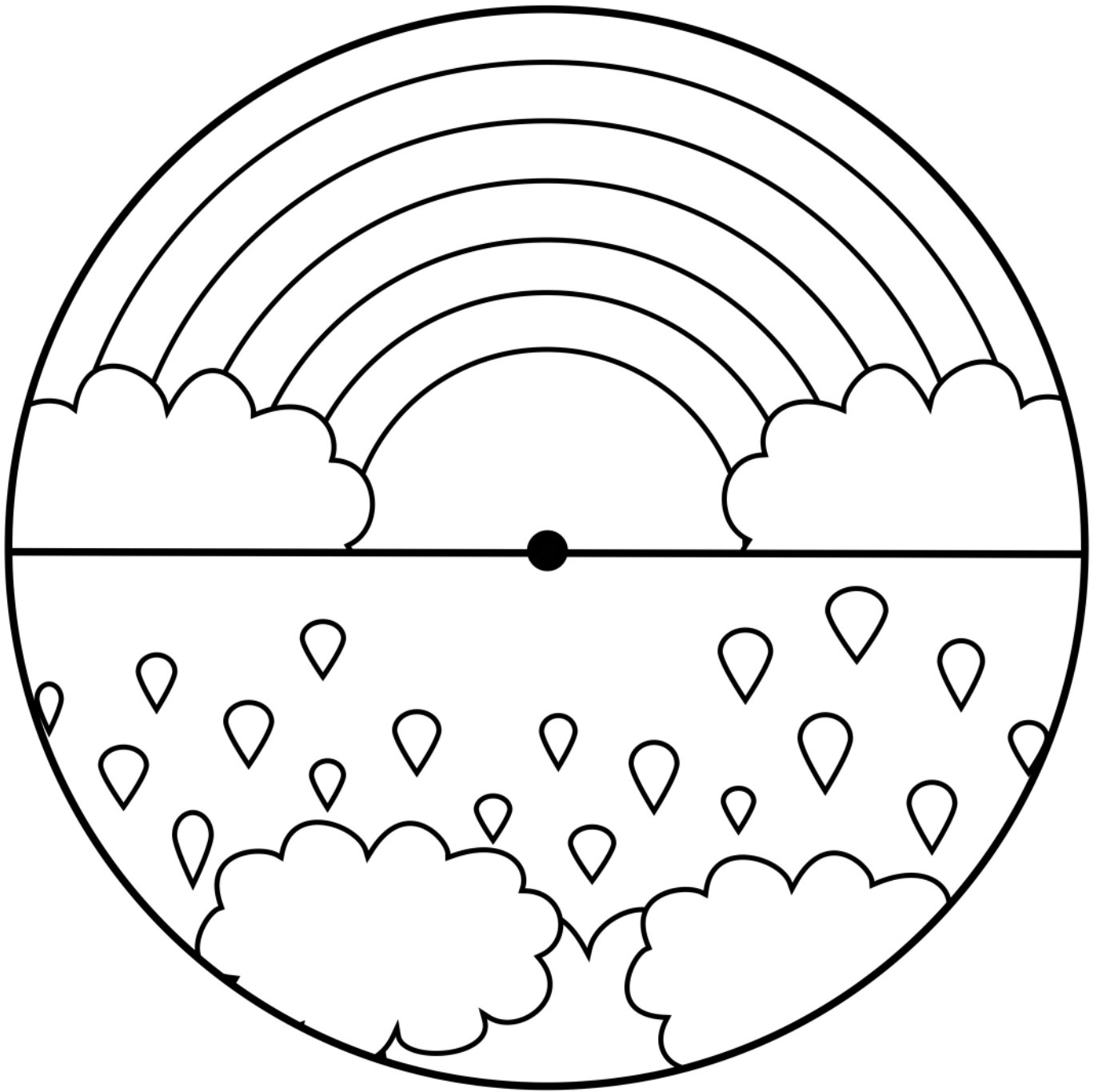
[Link to Old Testament Books Song](#)



[Link to Old Testament Books Song](#)



[Link to Old Testament Books Song](#)





[www.ChristianPreschoolPrintables.com](http://www.ChristianPreschoolPrintables.com)