

Sin Enters the World

Genesis 3

Introduction:

Context: Give the kids some connection between the last few lessons and today's lesson.

- ★ In God's book, The Bible, He tells us of His love and His plan to save us. Last week, we talked about how He created a perfect place for His creation and people. However, it wouldn't be perfect forever – but God had a plan for that even.

Story: Read the story ahead of time. Practice it. For the younger grades, feel free to summarize, if needed. It's okay to reference the story as you are telling it, but the goal is to know the story well enough that you don't have to read it word for word :) And, we encourage you to have your Bible open during the telling of the story, so the kids know where this story came from.

- ★ Adam and Eve were happy in the garden home that God had placed them in. God had given them lots of things to enjoy; pretty flowers, good things to eat, grass and trees that gave them fruit to eat. A river flowed through the garden that watered everything.

God gave Adam the responsibility of taking care of the garden. God even let Adam name all the animals. That's pretty amazing! Do you think that you could come up with the names for all the animals? There are over a million animals!

Adam and Eve knew God really well. And he knew them completely. Everyday, God would visit them in the garden.

In the middle of the garden were two trees. One was called the Tree of Life. The other God called the Tree of the Knowledge of Good and Evil. God told Adam and Eve that they could eat the fruit from any tree in the garden except the Tree of the Knowledge of Good and Evil. If they ate from that tree, they would surely die.

(What happens when an adult tells you specifically not to do something? It seems that is exactly what you want to do.)

One of the animals was a serpent (or snake). The serpent was more cunning (tricky) and crafty than the other animals. That was because he was actually the devil

disguised as a serpent. One day the serpent went to Eve and asked her, “Did God tell you not to eat the fruit from any tree in the garden?”

Eve answered him and told him that they could eat from any tree in the garden except the Tree of the Knowledge of Good and Evil.

The Serpent said, “You will not die. God knows that when you eat of this fruit, your eyes will be opened. You will become wise like God and you will know good and evil.”

Eve looked at the fruit. It was very pretty. It looked like it would taste good. And she wanted to be wise like God. She picked the fruit from the tree and tasted it. She also gave some to Adam.

Right away, Adam and Eve knew that they had disobeyed God. They knew the serpent had tricked them! Now they were afraid to have God visit them, so they tried to hide.

Soon God called out to them, “Adam, where are you?” (Do you think God really didn’t know where they were?)

Adam answered, “Lord, I heard you and I was afraid, so I tried to hide.”

God said, “Why should you be afraid of me? Have you eaten of the fruit of the tree that I told you not to eat?”

God was very sad. Now Adam and Eve could no longer be close to God or live in the perfect garden because sin had spoiled their lives. Adam and Eve did not die that day, but because of sin, they would eventually die. This had not been God’s plan.

God sent them out of the garden. He put an angel at the entrance to the garden so that no one could enter from then on. Now Adam would have to work very hard to make food grow from the ground. Eve, too, would have pain and trouble.

★ **Christ Connection:** After Adam and Eve sinned, God promised to send someone who would take out Satan and also the power of sin. That person was His Son, Jesus Christ.

Follow Up: As a church, we are encouraging disciple makers to practice the REAP method as it is one useful tool in learning to read the Bible on your own. Retell, Examine, Application, Prayer. Now this may not be everyone’s preference, but it is an easy and consistent way to teach children to pull the meaning out of a passage and not just read it or rely on others to teach them what it means. Trees & Mountains - this is a station.

★ **Retell:** Have kids share what they recall from the story. Fill in any major holes they missed.

★ **Examine:**

- Ask, “What do we learn about God from this story? What does He do?”
- Ask, “What do we learn about humans from this story? What are humans doing?”

Adam and Eve lesson Questions:

- ★ Why do you think God gave them a tree with fruit that they were not allowed to eat? (To see if they would obey him.)
- ★ How did the serpent trick Eve? (He told her eating the fruit would make her like God.)
- ★ Why was it a bad thing that Adam and Eve ate from the Tree of the Knowledge of Good and Evil? (God asked them not to and they disobeyed.)
- ★ What were some of the consequences of their disobedience? (They were separated from God. They were kicked out of the garden. Life would be harder for them.)
- ★ What do we learn about God from this story? (God knows all things – even when we disobey. God punishes sin. God keeps His promises. He said they would die and eventually they did. God is gracious. Even in His disappointment that they sinned, He made a plan to one day send Jesus to take care of that sin.)

★ **Application:** Ask, “What is Jesus asking us to do through this story? Why did God include this in the Bible?”

★ **Prayer**

Memory Verse: Have the kids use the Bible. They should either share or each have one. If kids have their own Bibles, we can encourage them to use it, but sometimes you may just need to use the class set. Trees & Mountains - this is one station.

There is a new verse or set of verses each week. On the weekly take home sheet, the verses are printed. If they come back the following week with it memorized, they can pick a prize (either from the classroom stash at the end of the lesson OR give them a ticket to pick a prize from the check in desk).

★ **Verse:** Genesis 3:13 CSB - So the Lord God asked the woman, “What have you done? ” And the woman said, “The serpent deceived me, and I ate.”

- ★ Bonus: Genesis 3:6 CSB - The woman saw that the tree was good for food and delightful to look at, and that it was desirable for obtaining wisdom. So she took some of its fruit and ate it; she also gave some to her husband, who was with her, and he ate it.
- ★ Bonus: Genesis 3:8 CSB - Then the man and his wife heard the sound of the Lord God walking in the garden at the time of the evening breeze, and they hid from the Lord God among the trees of the garden.

Memory Verse Practice:

Song: Every age group: Play the Books of the Bible song. Encourage kids to sing along. When in the Old Testament, play that song; when in the New Testament, play that song.

Verse Look Up: Explain the address of the verse (Book Chapter:Verse). Explain whether it's in the Old Testament or the New Testament. Read and explain the verse.

- Rainbow Tip: Put Post-It notes on the book of the Bible for the memory verse. Have them open just to the book of the Bible.
- Fireweed Tip: Do the Rainbow tip above and then have them find the chapter and verse.

Practice the Verse:

- Rainbow: Not necessary :)
- Fireweed: Have the kids read it with you several times. Since they are learning to read, group practice is the focus.
- Trees & Mountains: Kids should be learning the verse and saying it on their own. We will provide activities - pick one to have the kids practice. We will provide: fill-in-the-blank verses, phrases for the kids to put in order, lines for the kids to write the verse out, and a worksheet for the kids to say the verse based on just the first letter of each word in the verse.

Books of the Bible:

- If there is time or if kids have mastered the verse, have the kids practice the Books of the Bible. When we are doing Old Testament stories, have them practice the Old Testament; when in the New, practice the New Testament. We will have some activities for them to practice with.

- Trees/Mountains currently have pencil cases with sets of cards/bookmarks in them.

Sticky Activities: No need to do all of these! Pick which ones work best for your teaching style and time frame! For the Trees and Mountains - there is enough time for two of the stations to do activities. Please see the following pages for activity ideas. You do not even need to use these, but I wanted to provide some ideas :)

Send Home Page: These are ¼ sheets of paper. Please send home with kids each week. They include the lesson title and passage, memory verses, an activity, and links :)

Sticky Activities

- Cut construction paper into small pieces. They can be multiple shapes or just squares. Have kids draw a picture (or provide a picture) of a fruit tree on a white piece of paper and then have them use a glue stick to “color” the page with the construction paper pieces.
- Color picture of the fruit tree
- Playdoh: create a snake or a tree with fruit for advanced
- play “silly snake” (have the kids pretend to be a silly snake)
- Make a snake- (see additional pages for a pasta snake, but the church also has beads and yarn/pipe cleaners)
- Bingo
- Movement - Tape out a maze on the floor, blind fold kids, tell them which way they should go. Teach about obeying God even when you can’t see or understand why. Reference Adam and Eve.
- Movement - Have each student write/draw a sin on a piece of paper. Have them crumple it up. Split the kids into two groups and put them on opposite sides of a divider/line of tape/table. Have them throw their sins across the line (at the other group). Have them work as a group to try to get rid of all sin/paper on their side. Discuss how we can’t rid of sin on our own and how others’ sin makes an impact on us (we can’t get rid of all the paper on our own). Only Jesus can remove the sin in our lives.

Memory Verse:

So the Lord God asked the woman, “What have you done?” And the woman said, “The serpent deceived me, and I ate.”

Genesis 3:13

Today's lesson was on

Sin Enters the World, Genesis 3

Memory Verse:

- Genesis 3:13 CSB - So the Lord God asked the woman, "What have you done?" And the woman said, "The serpent deceived me, and I ate."
- Bonus: Genesis 3:6 CSB - The woman saw that the tree was good for food and delightful to look at, and that it was desirable for obtaining wisdom. So she took some of its fruit and ate it; she also gave some to her husband, who was with her, and he ate it.
- Genesis 3:8 CSB - Then the man and his wife heard the sound of the Lord God walking in the garden at the time of the evening breeze, and they hid from the Lord God among the trees of the garden.

**Kids that bring this paper back next week and recite the memory verse to the teacher earn a prize **

Today's lesson was on

Sin Enters the World, Genesis 3

Memory Verse:

- Genesis 3:13 CSB - So the Lord God asked the woman, "What have you done?" And the woman said, "The serpent deceived me, and I ate."
- Bonus: Genesis 3:6 CSB - The woman saw that the tree was good for food and delightful to look at, and that it was desirable for obtaining wisdom. So she took some of its fruit and ate it; she also gave some to her husband, who was with her, and he ate it.
- Genesis 3:8 CSB - Then the man and his wife heard the sound of the Lord God walking in the garden at the time of the evening breeze, and they hid from the Lord God among the trees of the garden.

**Kids that bring this paper back next week and recite the memory verse to the teacher earn a prize **

Today's lesson was on

Sin Enters the World, Genesis 3

Memory Verse:

- Genesis 3:13 CSB - So the Lord God asked the woman, "What have you done?" And the woman said, "The serpent deceived me, and I ate."
- Bonus: Genesis 3:6 CSB - The woman saw that the tree was good for food and delightful to look at, and that it was desirable for obtaining wisdom. So she took some of its fruit and ate it; she also gave some to her husband, who was with her, and he ate it.
- Genesis 3:8 CSB - Then the man and his wife heard the sound of the Lord God walking in the garden at the time of the evening breeze, and they hid from the Lord God among the trees of the garden.

**Kids that bring this paper back next week and recite the memory verse to the teacher earn a prize **

Today's lesson was on

Sin Enters the World, Genesis 3

Memory Verse:

- Genesis 3:13 CSB - So the Lord God asked the woman, "What have you done?" And the woman said, "The serpent deceived me, and I ate."
- Bonus: Genesis 3:6 CSB - The woman saw that the tree was good for food and delightful to look at, and that it was desirable for obtaining wisdom. So she took some of its fruit and ate it; she also gave some to her husband, who was with her, and he ate it.
- Genesis 3:8 CSB - Then the man and his wife heard the sound of the Lord God walking in the garden at the time of the evening breeze, and they hid from the Lord God among the trees of the garden.

**Kids that bring this paper back next week and recite the memory verse to the teacher earn a prize **



**Link to Old Testament
Books Song**



**Link to Old Testament
Books Song**



**Link to Old Testament
Books Song**



**Link to Old Testament
Books Song**



Verse by Phrase

Station Leader: Please cut this page in half. Then cut each section apart on the lines. Mix up the phrases and put each set in its own envelope. Help the students and make sure they get it right. Students can work by themselves or in partners.

Students: Take the phrases and use the Bible/memory verse poster to help you put the verse back in order.

So the Lord God
asked the woman,
“What have you
done?” And the
woman said, “The
serpent deceived
me, and I ate.”
Genesis 3:13


Verse by Phrase

Station Leader: Please cut this page in half. Then cut each section apart on the lines. Mix up the phrases and put each set in its own envelope. Help the students and make sure they get it right. Students can work by themselves or in partners.

Students: Take the phrases and use the Bible/memory verse poster to help you put the verse back in order.


So the Lord God
asked the woman,
“What have you
done?” And the
woman said, “The
serpent deceived
me, and I ate.”
Genesis 3:13

In the center of the Garden of Eden was the tree of knowledge of good and evil. God told Adam and Eve they could eat anything in the whole garden except the fruit that was growing on that one tree.





Adam & Eve

BINGO



OVER THE RIVER



Pull Cards (1 of 1)

BOARD 1

Adam & Eve BINGO




BOARD 2


Adam & Eve BINGO



Adam & Eve BINGO



Adam & Eve BINGO



Adam & Eve BINGO



Adam & Eve BINGO




Adam & Eve BINGO



Adam & Eve BINGO



Adam & Eve BINGO



Adam and Eve Snake Craft for Sunday School

[2 Comments](#) · As an Amazon Associate I earn from qualifying purchases.

This **Adam and Eve snake craft for Sunday school** is made of dyed noodles and is perfect for preschool kids, kindergarteners and older kids. Whether you are a teacher at Children's Church, a Christian school or raising kids within your home, this Bible craft will be helpful as you teach the Word of God.

This craft isn't just perfect for Christian education. There are lots of people out there looking for snake crafts for kids. This one is colorful, fun and inexpensive to make.

Whatever your purpose for being here, welcome. I hope I can be a great resource for you. I have all kind [children's crafts available here](#). If you are in the mood for snakes, here's a [spiral snake craft](#) that is also a lot of fun.

Adam and Eve Snake Craft for Sunday School



Materials Needed to Make Adam and Eve Snake Craft for Sunday School


- [Rigatoni Noodles](#)
- [Food Dye](#)
- [Rubbing Alcohol](#)
- [Yarn](#)
- [Craft Eyes](#)
- [Glue Dots](#)
- [Sticky Back Foam Sheets](#)
- [Scissors](#)
- [Pencil](#)
- [Stock Paper](#)
- [Ziplock Sandwich Bags](#)

How do I Make Colored Pasta Beads?

The first thing you need to have to be able to make this beautiful snake craft is colored pasta beads. Making them is inexpensive and easy. Just allow for drying time.

Kids love being a part of the process. If you are working with kids in a classroom setting, it might be great to color the noodles at the beginning of the day and do the craft project at the end of the day.

When working in a Sunday School classroom, the noodles could be made the week before. Alternatively, the teacher can prep the colored noodle beads prior to class time.



HOW TO MAKE COLORED PASTA BEADS

meaningful
mama



1. Take a handful or two of rigatoni noodles and drop them into a ziplock bag. Larger classrooms will of course need more noodles.
2. Add in a teaspoon of rubbing alcohol.
3. Next add food coloring. How much you add depends on how bright you want your colors and how much pasta you start with. I added about 15 drops to two handfuls of noodles to get the vibrancy you see.
4. Seal the Ziplock seam well and then shake to combine. Kids love to do this!
5. Let them rest in the Ziplock bag for 10-15 minutes.
6. Take a strainer and rinse quickly to remove excess color.
7. On a pan (I used a [jelly roll pan](#)), lay down a piece of parchment paper. Put down paper towels on top of that for absorption.
8. Empty the bags of pasta onto the paper towels. Make sure different colors of rigatoni noodles are not touching.
9. Allow to dry for about an hour.



need two pieces of identical foam. They can either stack the foam to cut out two or trace and cut out two pieces. Set the two head pieces aside.

3. Cut a piece of yarn to length. I cut mine about 15 inches long.
4. Tie a noodle to one of the pasta beads.
5. String on the rest of the noodles in any color pattern desired. We used 16 beads to make our pasta noodle snake.
6. After threading the beads, tie a couple knots on the yarn. This is not to prevent the noodles from slipping off the end. The knots are there so the sticky foam snake head has something to grip to.
7. Peel off the back of the sticky foam. Sandwich the yarn between the two pieces of sticky foam. Line up the foam and stick together. Trim off any excess.
8. Using glue dots (adheres instantly, which is why I love them) or craft glue (takes longer to dry), attach the craft eyes to the top of the foam snake head.

Your kids now have a fun, wiggly snake to remind them of an important Bible lesson.

How to Make an Adam and Eve Snake Craft for Sunday School

This is an easy snake craft. I will add a video tutorial to the end of this lesson for those visual learners in the crowd.

1. Make a snake head template on a plain piece of paper and cut it out. Heavier weight stock paper makes a better template because it is easier for kids to trace.
2. Have kids trace the template onto the back of sticky foam. They will



Why is the Story of Adam and Eve so Important?

The story of Adam and Eve is so important because it reminds us of our need for a savior.

I love that continuity in the Bible where everything points forward to Jesus. That concept is laid out so well in the [Jesus Storybook Bible](https://meaningfulmama.com/adam-and-eve-snake-craft-for-sunday-school.html)

. You can read about Adam and Eve to the kids straight from the Bible or read the Jesus Storybook Bible version.

The story of Adam and Eve can be found in [Genesis 2:4-3:24](https://www.bible.com/bible/1/Genesis-2-4-3-24).

In Genesis 1, God created the entire universe and finished by creating man and woman. He said it was all "very good." They were born into a beautiful world without sin.

God gave them the Garden of Eden to cultivate and enjoy. He did give them instruction to not eat of the tree of the knowledge of good and evil.



When the snake came along (Satan), he was crafty and wanted to turn

mankind against God's will and His ways.

Satan's tool to deceive Adam and Eve was to question God. That same tool is what he still uses today. "Did God really say...?" Satan wants us to believe that God is not good. He wants us to stand in opposition to God.

Pride is the compelling argument. The devil wants us to believe that OUR ways are better than God's ways. Ignore what God has to say because He can't possibly know and want what is best for your life. Lies.

These are the lies Adam and Eve fall prey to. They are the lies that invited sin into our world. The suffering, the pain and the hurt around you are all the offspring of these lies from Satan.

What is wonderful, however, is that God has provided a way out. Those that want to say, "Your will be done" rather than "my will be done," are invited into forgiveness. It takes faith, but this forgiveness is given to us as a free gift. Our salvation is not based on what we do but what God has already done for us.

Through Jesus' death on the cross, we find freedom from the sin that has plagued us since the beginning.

We want kids to see that though we were born into sin, Jesus is the solution.