



The Corners **KIDS**

**TRANSITION
PLAYBOOK**

What is a Transition Playbook?

As we move into a new season with our updated entrance and restructured teams, these Transition Playbooks are designed to give us clear direction during the in between stage. Unlike our full ministry playbooks, which are either already in place or on the way, these transition versions focus on helping us navigate the next few weeks with clarity, unity, and consistency. Think of them as a bridge, practical temporary guides that ensure we are all on the same page while we build toward the long term systems that will serve our ministries for years to come.

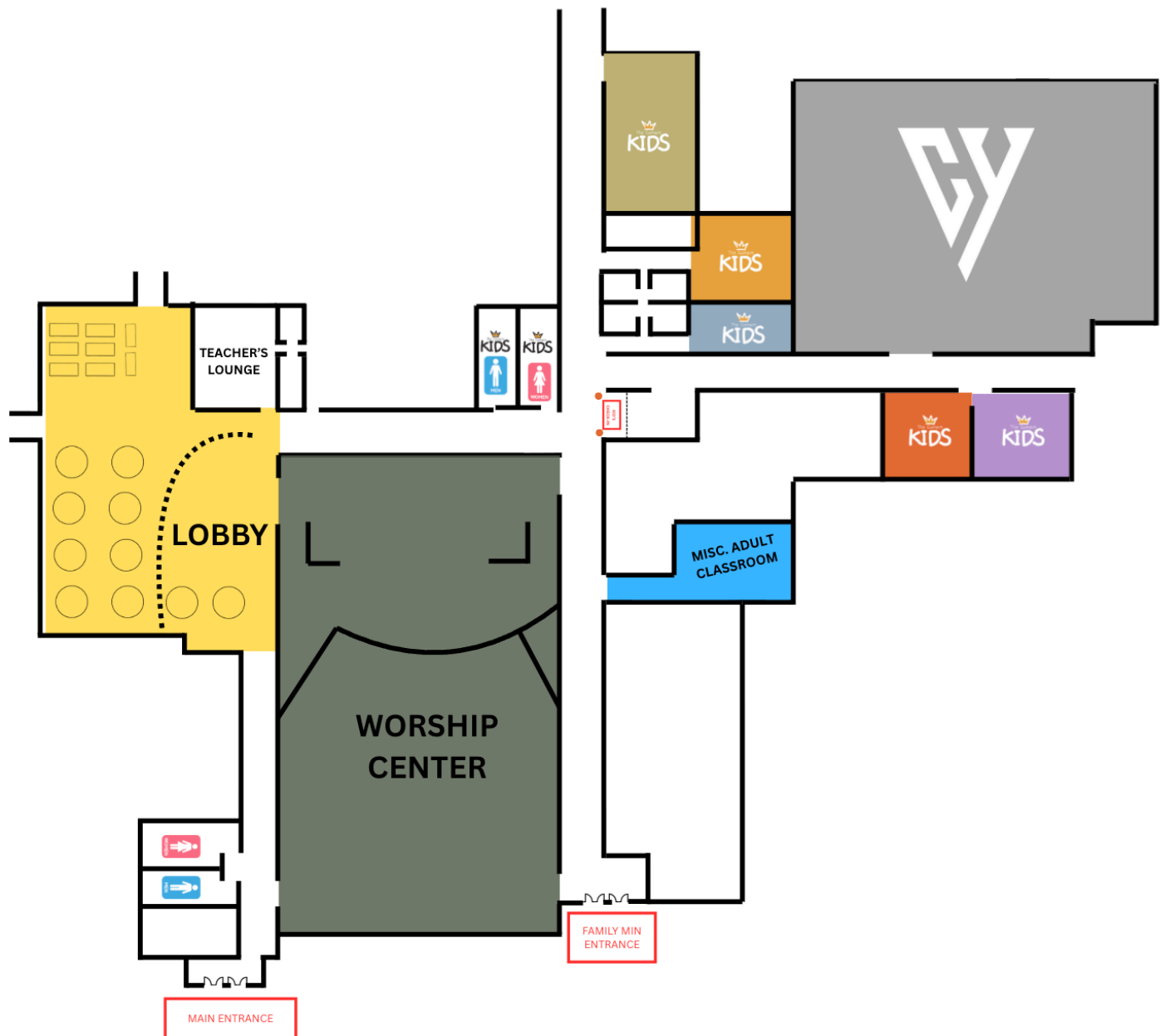
This season of change is exciting because it gives us the chance to grow together as a team and see God's faithfulness in the process.



CONTENTS

- 1 MAP**
- 2 KIDS ENTRANCE**
- 3 KIDS HALLWAY**
- 4 KIDS CHECK-IN**
- 5 CLASSROOM SIGNS**
- 7 CLASSROOM SET UP**
- 8 *Explorers***
- 9 *Wonderers
& Dreamers***
- 10 *Adventurers***
- 11 *Discoverers***
- 12 *Explorers***
- 13 YOUTUBE**
- 14 REMINDERS**
- 15 WHY WE DO ALL THIS**

MAP



- EXPLORERS
- WONDERERS & DREAMERS
- ADVENTURERS
- DISCOVERERS
- TRANSFORMERS

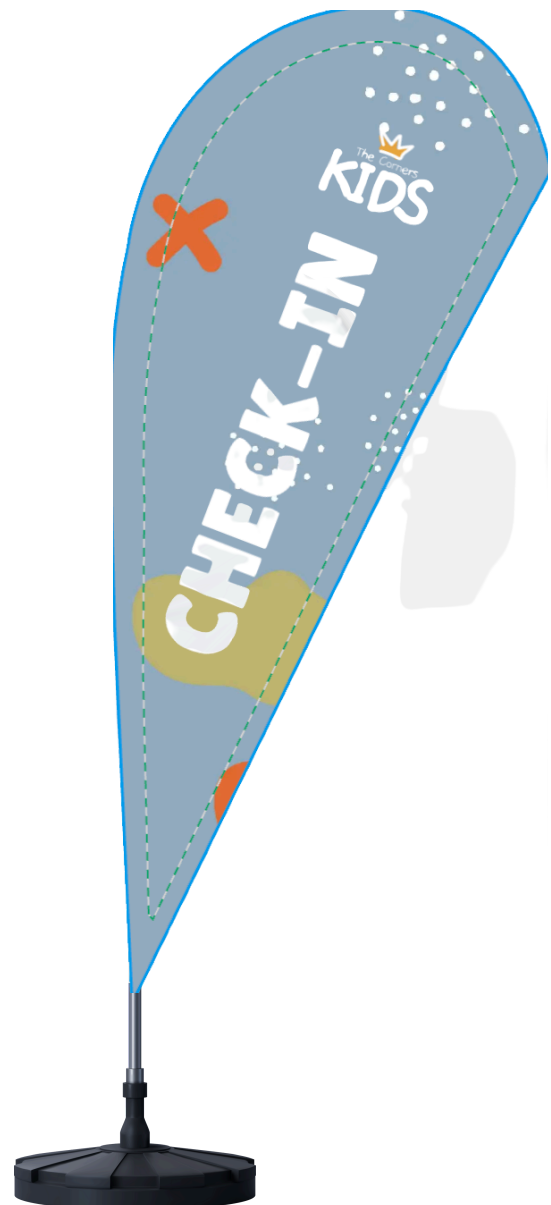

NEW CORNERS KIDS ENTRANCE

Beginning September 14, Corners Kids will have its own dedicated entrance. This change is designed to make Sunday mornings clearer for new families, safer for our kids, and more welcoming for everyone who walks through our doors. From the moment families arrive, they'll know exactly where to go, be greeted personally, and experience a space that communicates care and intentionality.

The entrance will remain open **until 10:45** each week, at which point the doors will be locked for the rest of the morning to provide an added layer of security and peace of mind for parents.

OUTSIDE THE ENTRANCE

- Two 12-foot flags positioned by the doors.
- An elementary teacher greeter outside with a Kids Ministry pop-up sign to welcome families.



HALLWAY EXPERIENCE

Immediately inside the Kids Entrance, to the right, a grey scuba wall cleans up visual clutter and sets a calm, intentional tone. To the left, an inside greeter welcomes families and walks first-time guests down the hallway to check-in, answering questions along the way and keeping traffic moving.

As families walk down the hall, four retractable pop-up signs highlight our Corners Kids Core Values, reinforcing who we are before children ever enter a classroom.

At the end of the hall, an overhead directional menu sign clearly guides flow so families don't back-track through the hallway after drop-off.

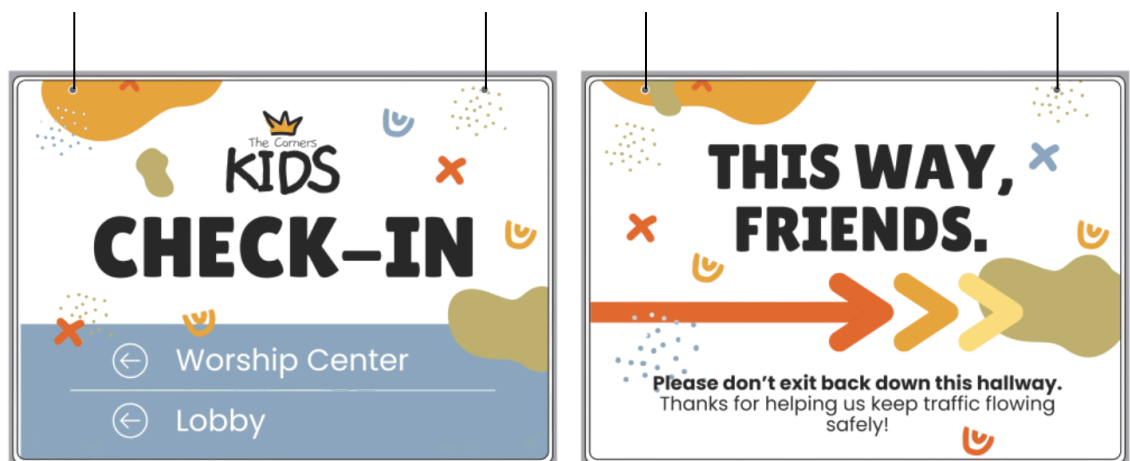
These signs are spread out alongside the left side of the hallway.



**SIDE HANGING AT END OF HALLWAY
NEAR CHECK-IN STATION**

**SIDE FACING BACK
TOWARDS KIDS ENTRANCE.**


These are magnetic signs that hang down from the ceiling.



An accordion sign is placed at the end of the hallway (just past the Adventurers classroom, creating a polished look.

KIDS CHECK-IN STATION

At the heart of the Kids hallway is a clearly defined check-in station. Two new pop-up tables provide space for four fully equipped check-in stations (each with an iPad and printer), allowing families to move through quickly without bottlenecks. On each table, mini retractable signs display classes and age ranges, removing any confusion about where children belong. Behind it all is a patterned Corners Kids scuba wall backdrop.



We recently added new fabric pop-up tables to our Kids Ministry setup. These tables are lightweight, collapse flat for transport, and unfold in seconds, making them incredibly easy for anyone on the team to set up or tear down without hassle.

The check-in station is always staffed with leadership support to ensure families feel cared for and confident. Each week, the Team Lead is present to oversee the flow, answer questions, and troubleshoot if needed. The Kids Ministry Director will also be at the station most weeks, offering a familiar face and helping build trust with new and returning families. Alongside them, a Jr. Servant who assists with practical tasks—handing out labels, guiding kids toward their classrooms, or simply offering a cheerful welcome. Together, this team creates a balance of oversight, hospitality, and energy, setting the tone for the entire morning.

CLASSROOM & BATHROOM SIGNS


Clear signage is a key part of helping families feel at ease, which is why each Kids Ministry classroom will have a hanging sign mounted from the ceiling just outside the door. These signs make it simple for parents, kids, and even first-time guests to quickly identify the right room without hesitation. In addition, bathroom signs will also be hung in the hallway, ensuring families can easily find restrooms without asking for directions, and to make it clear that those signs are for Corners Kids use only. These ceiling-mounted signs not only improve navigation but also contribute to a polished, organized, and welcoming environment.



SIGNS IN ELEMENTARY CLASSROOMS

Our 10x8ft accordion signs in the elementary classrooms serve a dual purpose: they section off the space while also bringing life and energy into the room. Instead of feeling like borrowed school classrooms, the signs help transform the environment into a Corners Kids space that is vibrant, fun, and mission-focused. Each design not only brightens the room but also communicates elements of our vision and values, reminding kids and families alike that what happens here is about more than childcare, it's about pointing the next generation to Jesus.

Because of their size and design, accordion signs must be handled with care. It is crucial that **two people set them up together** to ensure safety and prevent damage. Just as important, they should always be set up while standing, never laid on the ground and flipped open, as this can cause unnecessary wear and shorten their lifespan. Proper handling not only protects the signs but also preserves the welcoming, professional look that communicates excellence to every family who walks through our doors.



In the Discoverers classroom, the sign features the Armor of God, giving children a fun and memorable way to understand how God equips them to stand strong in their faith.

In the Transformers classroom, the accordion sign highlights our Discipleship Flightpath helping older kids see how their journey with Jesus is an ongoing process.

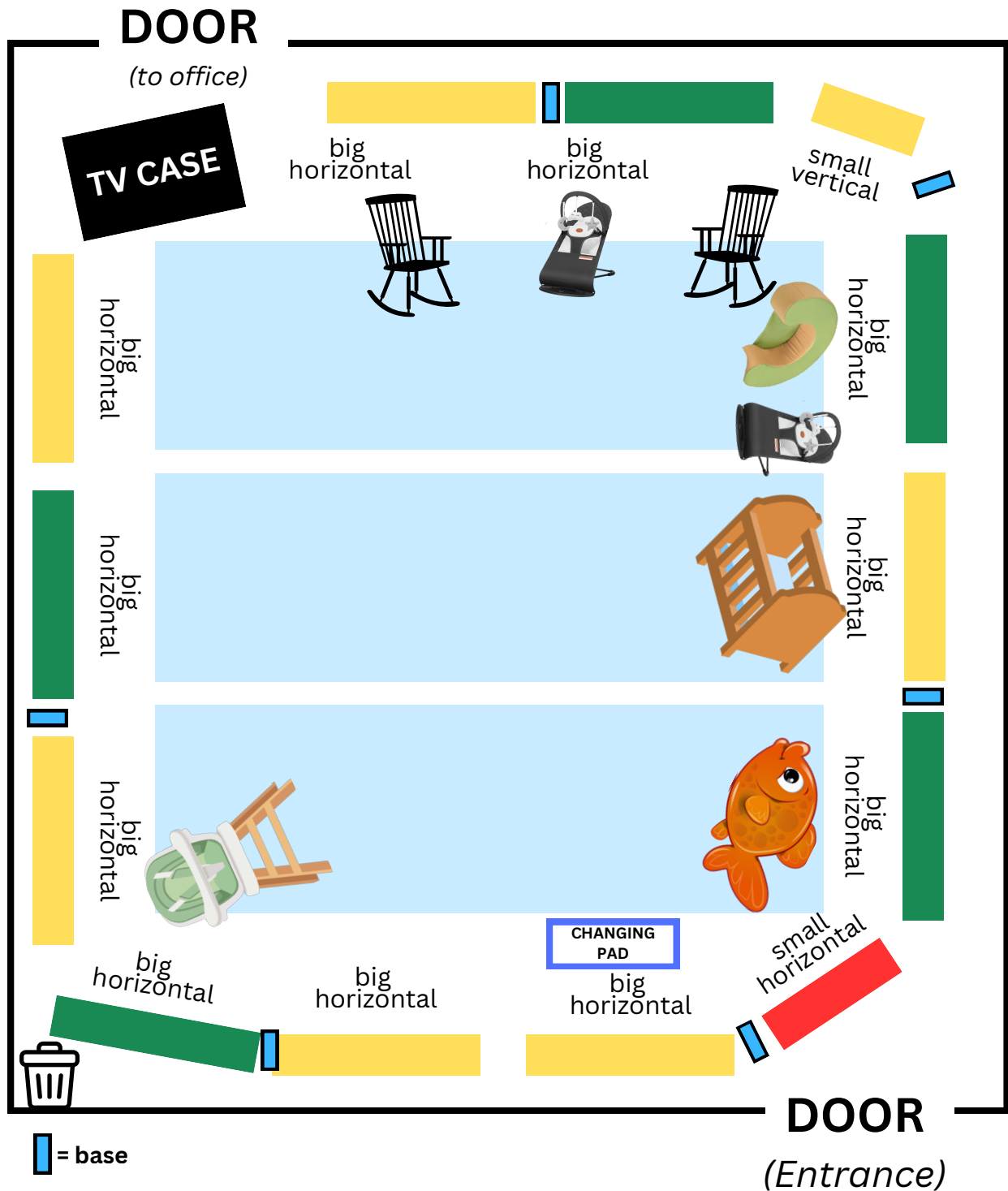


CLASSROOM SET-UP

As we move into our new entrance and hallway flow, classroom set-up has been intentionally simplified. The goal is to make Sundays easier for our teams, quicker to prepare, and still engaging for kids and families. While each space has its own unique touches, all of them follow the same principle: clean, safe, fun, and clearly marked.

EXPLORERS

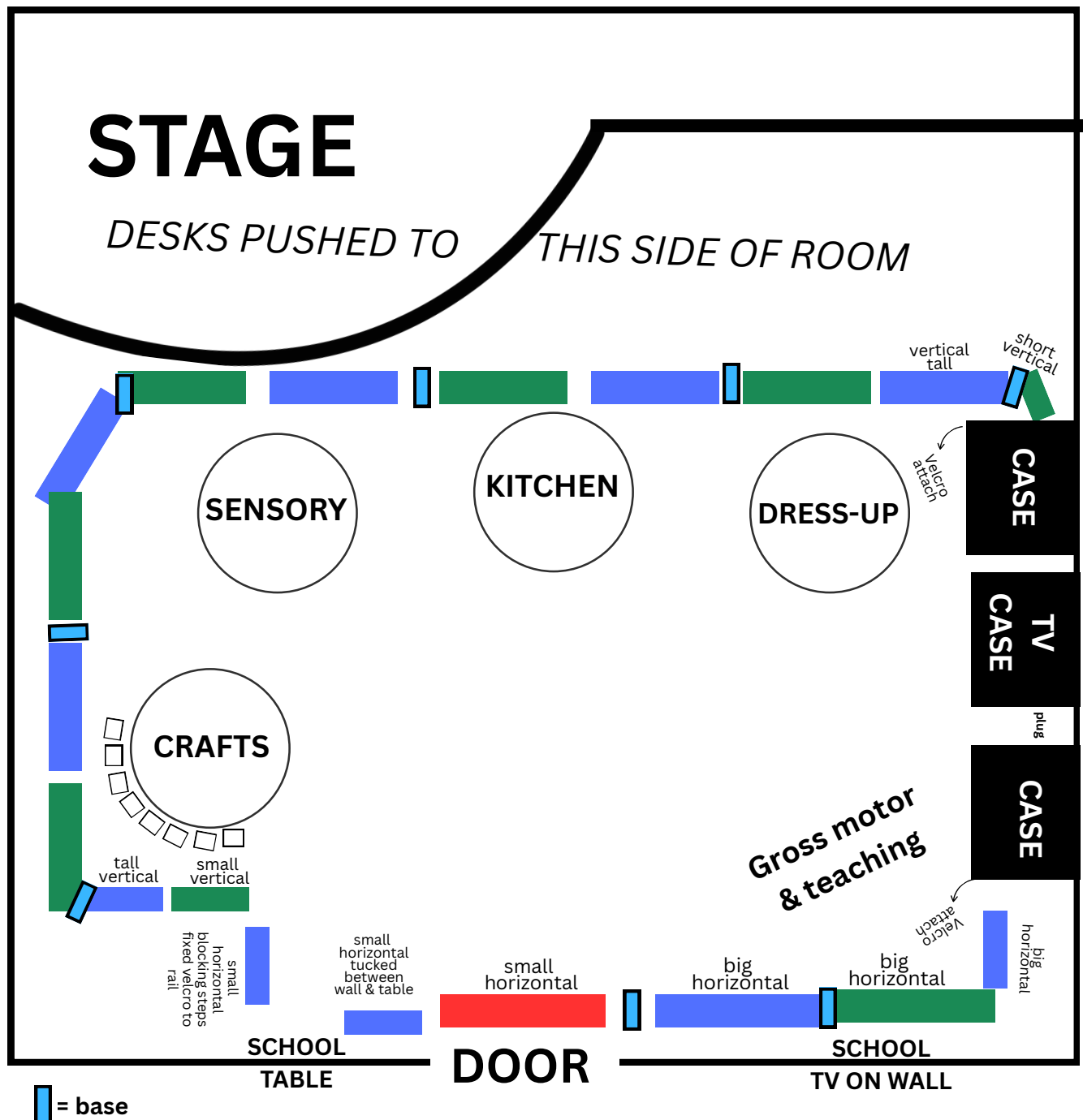
The Explorers space consists of two connected rooms. To prepare, almost everything from the front room (except for two tables) is moved into the back room, keeping the front space open and uncluttered. One table is used in our brand new Nursing Mothers Room, and the other is placed in the hallway for diaper bags. Inside the classroom, three long carpets provide a soft play area, and a TV case will offer visual support, and alternating color panels surround the room to create a safe and cheerful environment for our youngest children.



WONDERERS

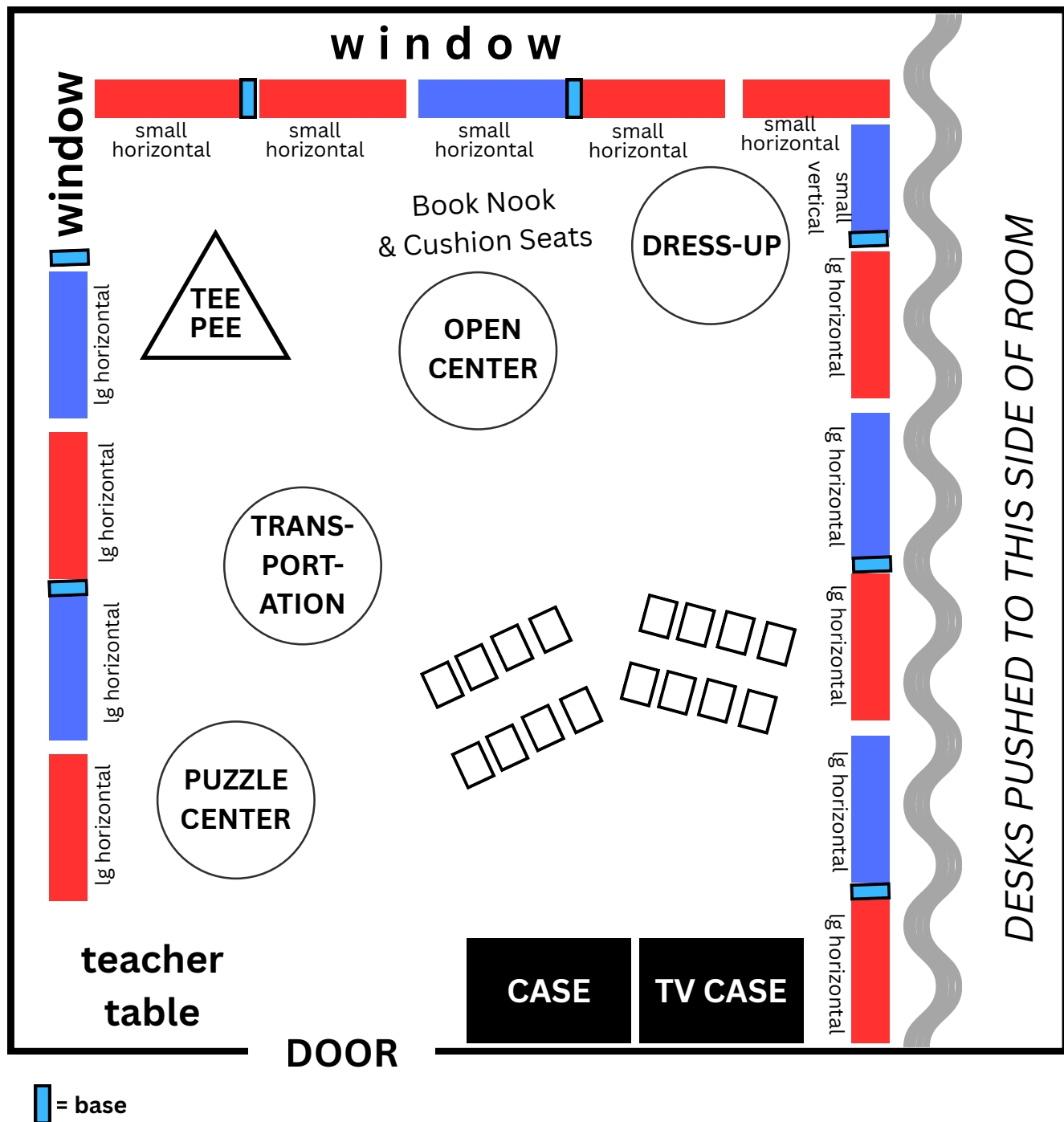
DREAMERS

In this classroom, desks are pushed to the side of the room, with some lifted onto the stage, but none flipped over. Panels are set up around the room to create a kid-friendly environment, and three storage cases (including a TV case) are placed neatly along one wall. Because this room is used by the school during the week, **it's important to take pictures of the setup** so the team can quickly and consistently reset the space each Sunday.



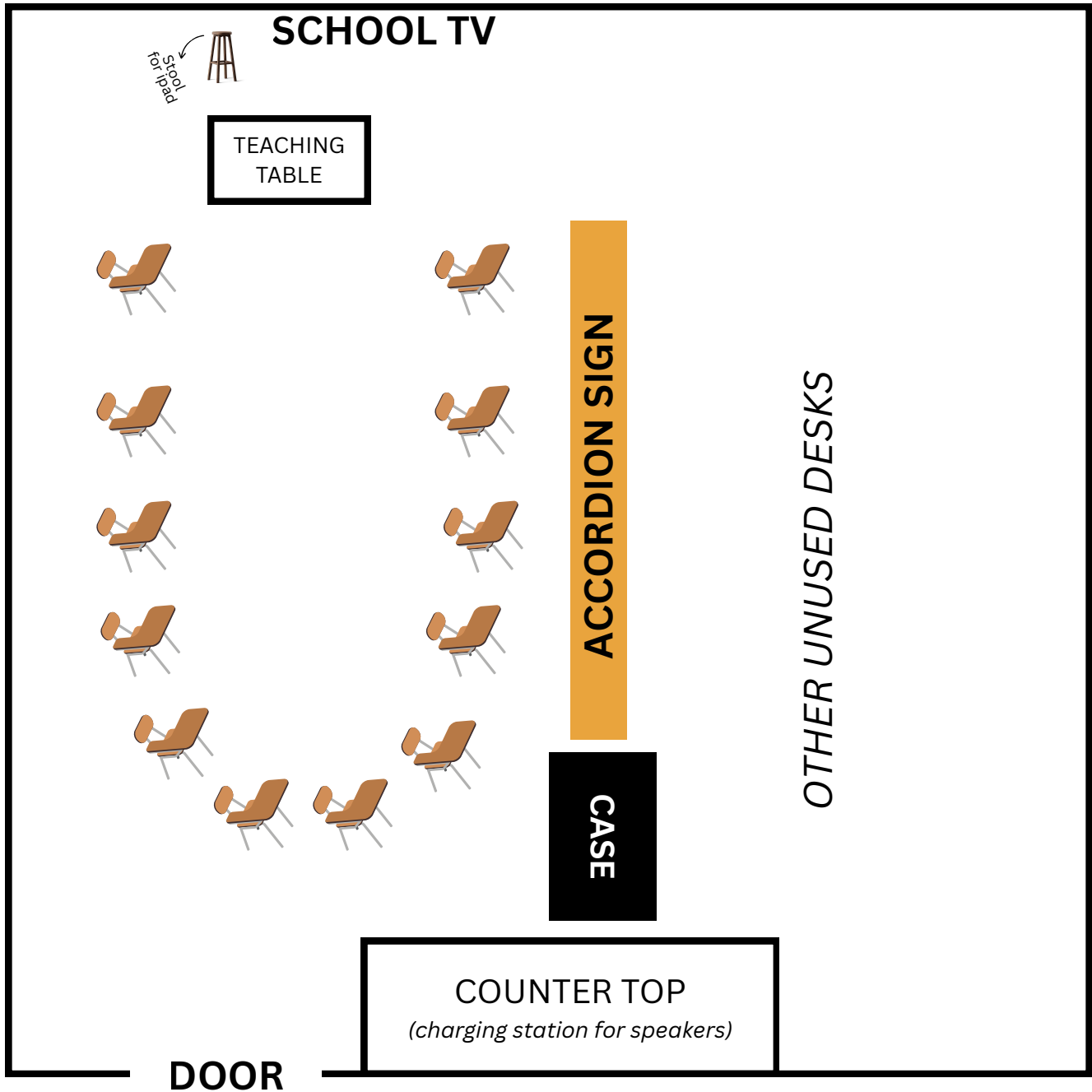
ADVENTURERS

The Adventurers classroom requires desks to be pushed to the side, so each row of desks should be marked so they can be put back after service. The room is then portioned off with a scuba wall, with paneling added in front to make the space feel designed for kids rather than a traditional classroom. A TV is set up at the front of the room as well.



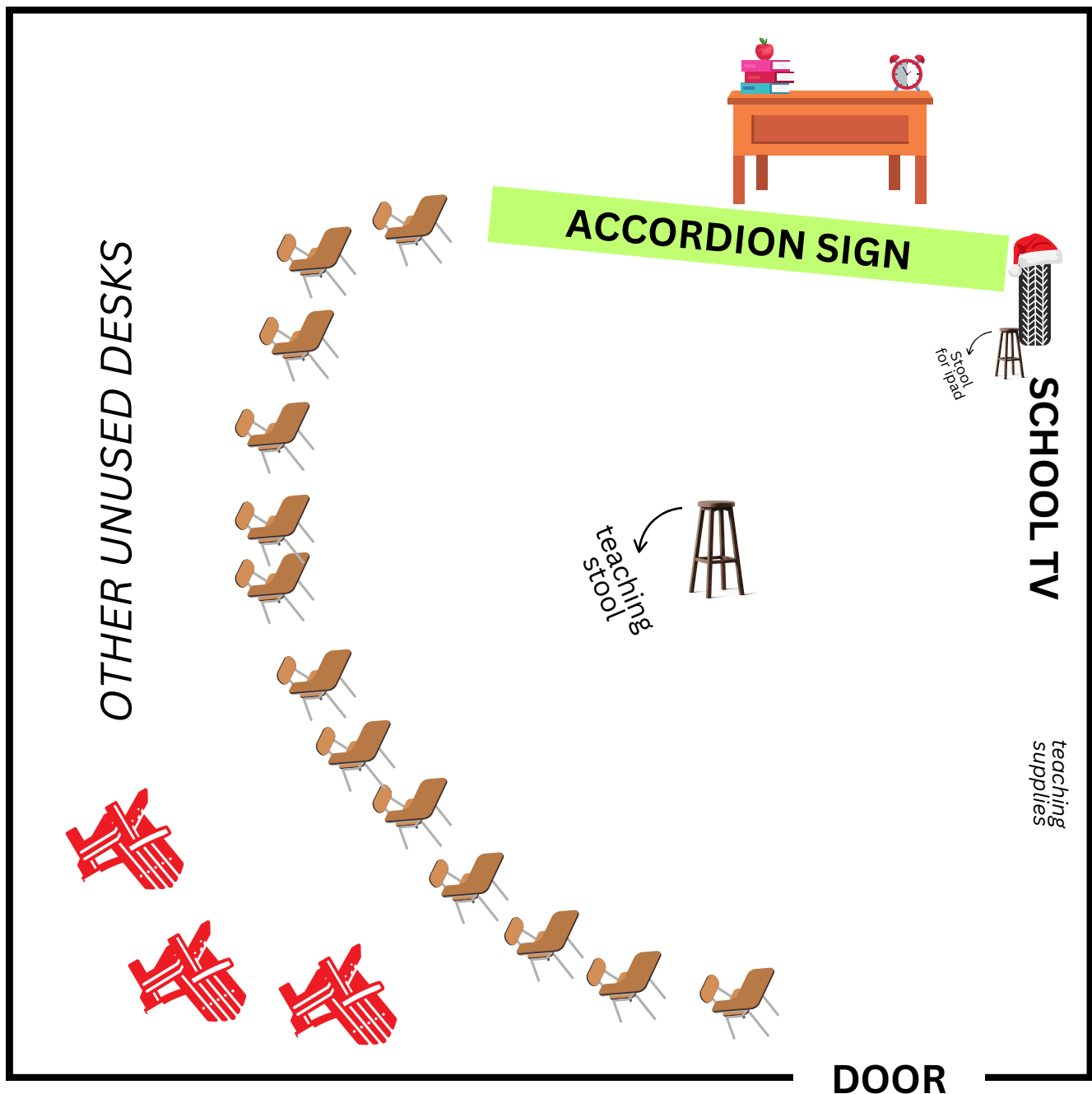


For our Discoverers classroom, we begin by pushing most of the desks to the side of the room to create space. From the remaining desks, twelve are arranged into a U-shape facing the TV.



TRANSFORMERS

For our Transformers classroom, we start by moving the teacher's podium behind the teacher's desk to clear the main space. We then form a U-shape with twelve desks facing the TV to create an engaging and organized layout. In addition, the large red chairs in the corners of the room are flipped to discourage kids from sitting in them.





We're excited to announce that Corners Kids now has YouTube Premium! This means that every classroom will have ad-free, safe, and distraction-free video content. This ensures our children's experience is focused on the lesson, worship, or teaching moment without inappropriate or disruptive interruptions.

Our long-term goal is for each classroom to have its own curated playlist each Sunday, making it simple for teachers and helpers to press play and stay aligned with the curriculum.

Login Information

- Email: cornerskids1610@gmail.com
- Password: acts16ten

This login is to be used for Corners Kids classrooms only. Please do not use this account for personal use.

Procedures

Before Class

- Log in to YouTube Premium on the classroom TV or ipad using the credentials above.
- Confirm that the account is logged in as Corners Kids and that ads are disabled.
- Navigate to the playlist or videos provided for that Sunday

During Class

- Play videos directly from the official Corners Kids account.
- Do not search YouTube for unrelated content, even if it seems fun or harmless. Stick to the provided playlist or approved videos.
- Keep the volume at a safe and comfortable level for children.

After Class

- Log out if you are on a non-Corners Kids device. (If the device is classroom-only, logging out is optional.)

REMINDERS

General Entrance & Flow

- Always have two greeters present — one outside, one just inside.
- Outside greeter should hold the Corners Kids pop-up sign to make the entrance unmistakable.
- Inside greeter must walk first-time families to check-in, never just point.
- Be mindful of body language — smiles, eye contact, kneeling to kid level all communicate care.
- Use clear and simple language with families, especially new ones.

Hallway & Signage

- Make sure the grey scuba wall is straight and wrinkle-free.
- Double-check that the Core Values pop-up signs are in order and visible.
- Confirm the directional menu sign is oriented correctly (front points to Check-In/Lobby; back points to Worship Center).

Accordion Signs

- Always have two people set them up together — never attempt solo.
- Set up while standing upright, not laid on the ground.
- Discoverers sign: Armor of God.
- Transformers sign: Discipleship Flightpath.
- One accordion sign should be placed at the end of the preschool wing.

Safety & Security

- Doors must be locked promptly at 10:45 am.
- Any concerns should be reported immediately to:
 - On-site police officer,
 - Kids Ministry Director,
 - Team Lead,
 - or an Elder.
- Hallways should remain clear of clutter for quick exits if needed.
- Bathroom signs should be visible and in place each week.

Heart & Vision

- Hospitality > efficiency. A warm welcome is more important than speed.
- Every detail — flags, signs, carpets, panels — communicates that kids matter at Corners Chapel.
- Smile and engage. Parents are watching to see if their kids will be loved and safe here.
- Reinforce Corners Kids Core Values through words and actions.
- First impressions shape lasting impressions — let's make every Sunday count!

IMAGINE...

The Johnsons are new in town and visiting The Corners for the first time. With their new kids, Emma (5) and Caleb (2) They pull into the parking lot a little nervous about what to expect. Immediately, their kids spot two large Corners Kids flags at a set of doors, signaling exactly where families like them should go. Outside, a smiling elementary teacher greeter waves, holding a pop-up sign. The Johnsons feel welcomed before they even step inside.

Just beyond the doors, a second inside greeter kneels down to greet the kids and then walks the whole family down the hallway. Along the way, the Johnsons notice the four colorful pop-up signs displaying Corners Kids Core Values, and an overhead menu sign clearly pointing toward Kids Check-In on the right and the Worship Center on the left. There's no confusion, no wandering, just a clear, warm path to where they need to go.

At the check-in station, they're greeted by leaders and serve team members at neatly arranged tables with iPads and printers ready to go. The mini signs listing ages and classes immediately answer their questions about where their kids belong. Behind it all, a patterned Corners Kids backdrop creates a polished and fun environment that says, "This is for your kids." The Team Lead, Kids Ministry Director, and a Jr. Servant are all present, making sure everything flows smoothly and personally welcoming new families.

As they head to their classrooms, Emma and Caleb see hanging signs over each room, instantly confirming they're in the right place. Inside, the rooms don't feel like ordinary high school classrooms. In Caleb's class, bright panels and toys invite him to play. In Emma's class, a scuba wall and TV setup make it clear this is a space designed for kids.

After drop-off, the Johnsons follow clear signage back toward the Worship Center. By the time they sit down in service, Mom leans over to Dad and says, "That was so smooth. I already feel like our kids are in good hands."

Why We Do All This

Every flag, sign, greeter, and classroom detail is intentional. We don't just want spaces that are functional—we want spaces that communicate hospitality, clarity, safety, and vision. We do all this because first impressions shape lasting impressions. By removing confusion, creating safety, and communicating our mission visually, we make space for the gospel to take root in the next generation and for families to feel at home at The Corners.