

## Unit 1 Grace Group (Sunday School) & Children's Church Activities

*K-2nd Grace Groups, PreK-2<sup>nd</sup> Grade Children's Church*

*Memory Verse for This Unit:*

*Psalms 119:89-90: Forever, O Lord, your word is firmly fixed in the heavens. Your faithfulness endures to all generations; you have established the earth, and it stands fast.*

Date & Lesson	Grace Group Activity Options	Children's Church Activity Options
January 4, 2026  Lesson 1: <i>God's Word is Our Foundation</i>	<ul style="list-style-type: none"> <li>• Lesson 1/2 Coloring Sheet</li> <li>• "Reading the Reference" Activity</li> <li>• Come On In Activity</li> <li>• Memory Verse (And Activity)</li> </ul>	<ul style="list-style-type: none"> <li>• Memory Verse &amp; Memory Verse Activity</li> <li>• "Better Than" activity</li> </ul>
January 11, 2026  Lesson 2: <i>Attributes of God</i>	<ul style="list-style-type: none"> <li>• Coloring Sheet</li> <li>• "Attributes Matching Game"</li> <li>• Review Questions &amp; Game</li> <li>• Memory Verse (And Activity)</li> </ul>	<ul style="list-style-type: none"> <li>• Review Questions &amp; Game</li> <li>• Memory Verse &amp; Memory Verse Activity</li> <li>• Binoculars Craft</li> <li>• "Let's Measure" Activity</li> </ul>
January 18, 2026  Lesson 3: <i>We Can Know God Exists</i>	<ul style="list-style-type: none"> <li>• Coloring Sheet</li> <li>• "Creator Hanger" Activity</li> <li>• Review Questions &amp; Game</li> <li>• Memory Verse (And Activity)</li> <li>• "Eternal Chain" Activity</li> </ul>	<ul style="list-style-type: none"> <li>• Review Questions &amp; Game</li> <li>• Memory Verse &amp; Memory Verse Activity</li> <li>• "Circle Up" Activity</li> <li>• "Created Things" Coloring Sheet</li> </ul>
January 25, 2026  Lesson 4: <i>The Trinity</i>	<ul style="list-style-type: none"> <li>• Come On In Activity</li> <li>• Review Questions &amp; Game</li> <li>• Memory Verse (And Activity)</li> <li>• Take-Home Page Activity or Class Notes</li> </ul>	<ul style="list-style-type: none"> <li>• Coloring Sheet</li> <li>• Review Questions &amp; Game</li> <li>• Memory Verse &amp; Memory Verse Activity</li> </ul>
February 1, 2026  Lesson 5: <i>God's Word Guides Us</i>	<ul style="list-style-type: none"> <li>• Come On In Activity</li> <li>• Five Questions Signs</li> <li>• Review Questions &amp; Game</li> <li>• Memory Verse (And Activity)</li> <li>• Coloring Sheet</li> <li>• Take-Home Sheet</li> </ul>	<ul style="list-style-type: none"> <li>• Review Questions &amp; Game</li> <li>• Memory Verse &amp; Memory Verse Activity</li> <li>• "Guide Me" Activity or "God Guides Footprint" Activity</li> </ul>
February 8, 2026  Lesson 6: <i>God Preserves His Word</i>	<ul style="list-style-type: none"> <li>• Come On In Activity</li> <li>• Review Questions &amp; Game</li> <li>• Memory Verse (And Activity)</li> <li>• "Roll a Scroll" Activity</li> </ul>	<ul style="list-style-type: none"> <li>• Review Questions &amp; Game</li> <li>• Memory Verse &amp; Memory Verse Activity</li> <li>• Coloring Sheet</li> <li>• "Preserve the Word" Relay</li> </ul>

<p>February 15, 2026</p> <p>Lesson 7: <i>God's Word is Complete</i></p>	<ul style="list-style-type: none"> <li>• "Something's Missing" Activity</li> <li>• Come On In Activity</li> <li>• Review Questions &amp; Game</li> <li>• Memory Verse (And Activity)</li> </ul>	<ul style="list-style-type: none"> <li>• Review Questions &amp; Game</li> <li>• Memory Verse &amp; Memory Verse Activity</li> <li>• Coloring Sheet</li> </ul>
<p>February 22, 2026</p> <p>Lesson 8: <i>Don't Change God's Word</i></p>	<ul style="list-style-type: none"> <li>• Come On In Activity</li> <li>• Review Questions &amp; Game</li> <li>• Memory Verse (And Activity)</li> <li>• Class Notes</li> <li>• Take Home Sheet</li> </ul>	<ul style="list-style-type: none"> <li>• Coloring Sheet</li> <li>• Review Questions &amp; Game</li> <li>• Memory Verse &amp; Memory Verse Activity</li> <li>• "Whisper the Truth" Activity</li> </ul>
<p>March 1, 2026</p> <p>Lesson 9: <i>The Gospel is Good News</i></p>	<ul style="list-style-type: none"> <li>• Come On In Activity</li> <li>• Review Questions &amp; Game</li> <li>• Memory Verse (And Activity)</li> <li>• Class Notes</li> <li>• Coloring Sheet</li> </ul>	<ul style="list-style-type: none"> <li>• Review Questions &amp; Game</li> <li>• Memory Verse &amp; Memory Verse Activity</li> <li>• Gospel Beads Bracelet Activity</li> </ul>
<p>March 8, 2026</p> <p>Lesson 10: <i>Unit Review</i></p>	<ul style="list-style-type: none"> <li>• Come On In Activity</li> <li>• Review Questions &amp; Game</li> <li>• Memory Verse (And Activity)</li> <li>• Take-Home Sheet Lesson 7 and 9</li> </ul>	<ul style="list-style-type: none"> <li>• Review Puzzles</li> <li>• Review Questions &amp; Game</li> <li>• Memory Verse &amp; Memory Verse Activity</li> </ul>

# SCOPE & SEQUENCE

## Unit 1 Lessons 1–10




**Answers**  
BIBLE CURRICULUM

### OLD TESTAMENT • (120 LESSONS)

Lesson	Lesson Title	Key Passages
1	God's Word Is Our Foundation	Psalms 19:7–11, 86:11, 119:105; Proverbs 30:5
2	Attributes of God	Exodus 20:2–6, 34:4–8; 1 Samuel 2:2; Psalm 36:5, 86:5; 90:1–6, 96:13, 115:3; Romans 5:8; 1 John 4:7–21
3	We Can Know God Exists	Genesis 1:1–2; Exodus 3:13–15; John 18:1–6; Romans 1:18–23; 1 Corinthians 1:18–31
4	The Trinity	Genesis 1:1–3; Psalm 33:6, 104:30; Isaiah 44:23–24; Matthew 3:13–17; John 1:1–5, 1:14; Colossians 1:15–17; Hebrews 11:3
5	God's Word Guides Us	2 Timothy 1:1–2, 2:9, 3:16–17; Titus 1:2; Hebrews 6:13–18; 2 Peter 1:19–21
6	God Preserves His Word	Jeremiah 36; Luke 24:13–32
7	God's Word Is Complete	Deuteronomy 4:2, 12:32; Proverbs 30:6; John 14:25–26, 21:24–25; Titus 1:2; Hebrews 6:18; Revelation 22:18–19
8	Don't Change God's Word	Deuteronomy 18:17–22; Acts 17:10–11; Galatians 1:6–9; Revelation 22:18–19
9	The Gospel Is Good News	Genesis 1:31–2:4, 3:6–7, 3:21–23, 6:5–8, 8:1, 8:15–17, 11:1–9; John 1:14–17, 3:16; Romans 3:19–26, 5:8–19; 1 Corinthians 15:1–5; 2 Corinthians 5:21; Revelation 21:1–8
10	Unit Review	

This scope and sequence is an overview based on the ABC adult lesson titles and Bible passages. Selections of scripture vary by age level. For each age level's scope and sequence, see the syllabus in the teacher guide introduction or on the back of the teacher guide cover.



## Unit Review

*A review of Lessons 1–9.*

### *Come On In*

Choose a Come On In activity.

### *Lesson Time*

You will use the Flip Chart to quickly review each lesson and sing the songs together.

### *Review Game*

**Bible Baseball:** Students will answer questions and run the bases to reach home plate.

### *Puppet Review*

Students will watch the special class puppets as they review some of the important points of the past lessons.

### *Memory Verse*

Students will review the memory verse by singing the Memory Verse Song and taking turns reciting the verse. You may want to offer special prizes or treats.

# Lesson Preparation



## Come On In

Choose one of the following activities and print/gather necessary items.

Come On In Game:

- ☐ Bible Book Match
- ☐ Flashcard Take Away
- ☐ Popcorn\*
- ☐ I Have You Have

Review Coloring Sheet\*

Turn on some lesson/memory verse songs for students to listen to while they play with play dough, puzzles, blocks, etc.\*



## Lesson Time

You will need the following items:

- ☐ Lesson Flip Chart
- ☐ Bible
- ☐ Stuffed animal for prayer time



## Song Time

Songs are interspersed throughout the review lesson. Remember to use the downloaded music to review the songs. Lyrics can be found on the Song Sheet at the end of this lesson or on the Flip Chart Song Time Lyrics Page.

- ☐ "Oh, Be Sure to Read the Bible"
- ☐ "Psalm 119:89–90"
- ☐ "Tell the Gospel News"



## Review Game—Bible Baseball

Instructions are in the Review Game section later in the lesson.

Print one copy of the Review Questions for your use.

Gather the following items:

- ☐ 3 chairs (or other appropriate items) set out for bases
- ☐ Optional: a large balloon or beach ball and a gift wrap tube to use as a ball and bat



## Puppet Review

Print the Puppet Review Script for your use.

Make or purchase one or two puppets. Simple finger puppets work great, too!

Optional: recruit helpers for the puppets.



## Memory Verse

Bring incentives such as prizes or treats.



## Go to Prayer

Lord, I pray that you would open the eyes and hearts of my students to see your greatness and power in the Word. Give them confidence to know that the Bible can be trusted. Lord, please open their eyes to a right understanding of the gospel and what it means. Lead them to repentance and faith in Christ alone.



The required lesson and supplementary materials can be accessed from the **Teacher Digital Resources** under **Lesson 10**. Game instructions are also included in the *Appendix* in the back of this Teacher Guide.

All Lesson Preparation suggestions may be used for Pre-K (3–4 years old) and Kindergarten–1st Grade (5–7 years old) classes. Suggestions with an **asterisk (\*)** are specifically recommended for Pre-K.



# K-1<sup>st</sup> Review

## Lesson 1

Turn to the Lesson 1 Flip Chart Page. In our first lesson, we talked about a very special and important book.

- ? What was that book? *God's Word. The Bible!*
- ? That's right. What makes the Bible so special? What is this book? *God's Word to man.*

Yes. God's words to us are in this book. *Hold up Bible.* God makes no mistakes. We can trust God and what he says.

Refer to Flip Chart. The Bible says that God's Word is sweeter than honey and worth more than gold! It's better than anything we could ever want! It is pure and perfect. And it can change us!

## Lesson 2

Turn to the Lesson 2 Flip Chart Page. Let's move on to Lesson 2. In this lesson we talked about God and how great he is. He is unsearchable—we can search and search, but there will still be things about God that we don't know.

And God is infinite—his greatness goes on and on forever! We can't measure how big God is or how much he knows. We can learn about God from his Word for the rest of our lives, but we will never be able to understand EVERYTHING about him and just how great he really is.

Everything in heaven and on earth belongs to God. He is the Creator of all things! We should praise God all the time for his greatness!

## Lesson 3

- ? Turn to the Lesson 3 Flip Chart Page. How many of you remember what Lesson 3 was about? *Allow discussion.*
- ? Here's a picture of many things we see around us. What do you see in this picture? *Allow answers. Birds, sky, clouds, sun, ocean, people, crab.*

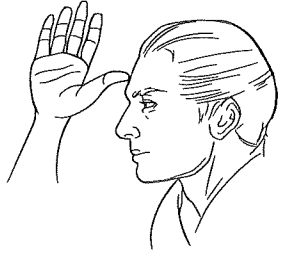
God is the Creator of everything in the universe. And the creation is so wonderful that we know there is a God. The things we see are amazing! They HAD to be created by someone even more amazing, and that someone is God.

The very first verse of the Bible, Genesis 1:1, starts with, "In the beginning, God." God was there in the beginning—even before time began. He was there before heaven and earth were created—and he is the one who made it all! God had no beginning, and he will have no end. God is eternal. He was, he is, and he will be forever!

➤ Don't forget!  
Review the Optional  
Supplements and  
determine where you  
can use them.

## Lesson 4

Turn to the Lesson 4 Flip Chart Page. Now for Lesson 4. This lesson was about the Trinity. We talked about the number three, and how this triangle has three sides, this tricycle has three wheels, and this triceratops has three horns.



- ? Point to Trinity diagram. What about this part here? Who is a Trinity? God.
- ? Right! God is a Trinity. There is only one true God. But he is made up of three persons. Do you remember who those three persons are? Review hand motions as you say them.

Sign for "Father": Hold fingers together with thumb out, reach up and touch forehead twice with thumb, keeping hand pointing up.

Sign for "Jesus": Touch right middle finger to palm of left hand, then left middle finger to palm of right hand.

Sign for "Spirit": Start with thumbs and index fingers loosely interlocking in front of you, then pull right hand up and left hand down (as if pulling a string), touching thumbs to index fingers as you pull away. End with thumbs touching index fingers in an "o" with right hand by head and left hand by waist.

When we talk about God the Father, we mean God in heaven. When we talk about God the Son—that's Jesus. And when we talk about God who lives in the hearts of all who believe in him—that's the Holy Spirit. The Father, the Son, and the Holy Spirit were all a part of creating everything. They are all God. There are three persons in one God! That is the Trinity.

## Lesson 5

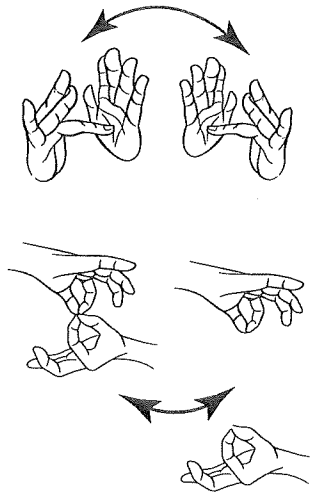
- ? Turn to the Lesson 5 Flip Chart Page. Who remembers what we talked about in Lesson 5? Look at this picture up here. What is the Bible like? *It is like a light.*

Yes! God's Word is like a light to us, isn't it? God has given us his pure and perfect Word. We can trust the Bible to be true because God never lies. The Bible is also like a map or a GPS that helps us know the right way to go. And it's like a light that we can use to guide us as we live each day. It will help us answer questions we may have. And it will teach us how to love and obey God.

- ? How can we know what God's Word says? *Allow discussion. Read it!*

Refer to Flip Chart. Yes! We should read God's Word. Now I know many of you can't read yet. But you can do what this little boy is doing. He's exploring the Bible with his dad! That's how you can learn about the Bible and Jesus. And you can keep on learning all your life!

The Bible tells us everything we need to know. It tells us about God. And it helps us decide between right and wrong. It will always help us along the way.



## Lesson 6

- ? Turn to the Lesson 6 Flip Chart Page. But not all people believe that they need God's Word. What did King Jehoiakim try to do to God's Word? Allow discussion. Burn it up. Destroy it.

But we know that no one can destroy God's Word. God will always preserve his Word. God will keep his Word safe and protect it. God's Word will last forever!

- ? How did God preserve his Word after King Jehoiakim tried to destroy it? What did God tell his prophet Jeremiah to do? Write God's Word down again.

God told Jeremiah to write the words again! God always has and always will preserve his Word. He will keep it safe, and no one will ever be able to destroy it. His Word will last forever.

### Oh, Be Sure to Read the Bible

Okay. It's time to stand up and sing "Oh, Be Sure to Read the Bible." Ready? Here we go. Sing the song together once or twice.

► Lyrics can be found on the Flip Chart Song Time Lyrics Page and the Song Sheet at the end of this lesson.

## Lesson 7

- ? Turn to the Lesson 7 Flip Chart Page. All right! Let's look at the next lesson. What is this picture all about? Allow discussion. The Bible is complete!

Right. Remember how we put a puzzle together? When we put in all the pieces, it was finished and complete. The Bible is complete, too. God has already finished it just the way he wants it. All the parts are in the right places.

- ? What are the two main parts of the Bible? Old Testament and New Testament.

Refer to your Bible. Show the Old Testament and the New Testament. Right! The Old Testament and the New Testament make up the whole Bible. It is all God's Word. We can trust what it says because it's all true and it won't change. God's Word will always be the same—forever. God has given it to us so we can learn everything he wants us to know about him.

## Lesson 8

- ? Turn to the Lesson 8 Flip Chart Page. That leads us to Lesson 8. What was this lesson about? Allow discussion. Do not add to God's Word. Do not take anything away from God's Word.

Many people have tried to add their own ideas to God's Word. And some people have taken out parts of God's Word that they don't like. But God calls these people false teachers—they lie about God, Jesus, and the Bible. And God will punish them.

We can't change God's Word. God warns us not to. We can't take parts out, or there would be pieces missing, and we can't add in our own ideas, or there would be extra parts that don't belong. God's Word is true just the way it is.

## Lesson 9

Turn to the Lesson 9 Flip Chart Page. In Lesson 9, we talked about the bad news and good news found in the Bible.

- ? What is the bad news? What does the Bible say we all are? *We are all sinners.*

That's right. God's Word says we are ALL sinners. Our sins have separated us from God.

- ? But there is good news, right? What's the good news? It's about Jesus. *Jesus came to earth to make a way for sinners to be saved.*

Refer to Flip Chart. Yes! God made a way so we could be forgiven of our sins. God sent Jesus to live a perfect life without any sin. Then Jesus died on the cross for our sins! And he was buried in a tomb.

- ? What happened after that? *He rose from the dead.*

Yes! Three days later, Jesus came back to life, winning over sin and death!

God has made a way through Jesus for us to be saved from the punishment of sin. This is the gospel—the good news of Jesus to sinners! Anyone who is truly sorry for their sins, turns away from their sins, and trusts in Jesus will be saved. Sinners who believe in Jesus will be forgiven by God.

Jesus brings good news to sinners! That's the gospel! And we learn about this wonderful, good news in the Bible.

### Tell the Gospel News

Let's sing "Tell the Gospel News." Everybody up! Here we go. *Sing the song together once or twice. You may want to add clapping, stomping, marching, or instruments.*

Continue with the Review Game on page 146.



## Pre-K Review

### Lesson 1

► Don't forget!  
Review the Optional  
Supplements and  
determine where you  
can use them.

- ? Turn to the Lesson 1 Flip Chart Page. In our first lesson, we talked about a very special and important book. What was that book? *God's Word. The Bible!*

Yes. God's words are in this book. *Hold up Bible.* God does not make any mistakes, so we can trust God and his Word.

Refer to Flip Chart. The Bible says that God's Word is sweeter than honey and worth more than gold! It's better than anything we could ever want! It is pure and perfect. And it can change us!

## Lesson 2

Turn to the Lesson 2 Flip Chart Page. Let's move on to Lesson 2. We talked about God and how great he is. He is unsearchable—we can search and search, but there will still be things about God that we don't know.

God's greatness goes on and on forever! We can't measure how big God is or how much he knows. We can learn about God from his Word for the rest of our lives, but we will never be able to understand EVERYTHING about him and how great he really is.

## Lesson 3

- ? Turn to the Lesson 3 Flip Chart Page. Here's a picture of many things we see around us. What do you see in this picture? Allow answers. Birds, sky, clouds, sun, ocean, people, crab.

God is the Creator of everything in the universe! And the creation is so wonderful that we know there is a God! The things we see all around us are amazing! They HAD to be created by someone even more amazing! And that someone is God!

The very first verse of the Bible, Genesis 1:1, says that God was there in the beginning. He is the one who created everything!

God had no birthday, and he will never die. God is eternal.

## Lesson 4

Turn to the Lesson 4 Flip Chart Page. In this lesson, we talked more about God. But we also talked about the number three. This triangle has three sides, this tricycle has three wheels, and this triceratops has three horns.

Point to Trinity diagram. Look at this part here. God is a Trinity. There is only one true God. But he is made up of three persons.

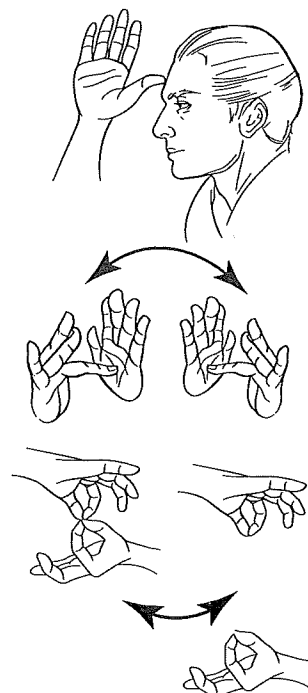
- ? Do you remember who those three persons are? God the Father, God the Son, and God the Holy Spirit. Let's do the motions for each of them. Review hand motions as you say them.

Sign for "Father": Hold fingers together with thumb out, reach up and touch forehead twice with thumb, keeping hand pointing up.

Sign for "Jesus": Touch right middle finger to palm of left hand, then left middle finger to palm of right hand.

Sign for "Spirit": Start with thumbs and index fingers loosely interlocking in front of you, then pull right hand up and left hand down (as if pulling a string), touching thumbs to index fingers as you pull away. End with thumbs touching index fingers in an "o" with right hand by head and left hand by waist.

When we talk about God the Father, we mean God in heaven. When we talk about God the Son—that's Jesus. And when we talk about God who lives in the hearts of all who believe in him—that's the Holy Spirit. The Father, the Son, and the Holy Spirit were all a part of creating everything. They are all God. There are three persons in one God! That is the Trinity.



## Lesson 5

- ? Turn to the Lesson 5 Flip Chart Page. Who remembers what we talked about in Lesson 5? Look at the Flip Chart. What is the Bible like? *It is like a light.*

Yes! God's Word is like a light to us. The Bible is also like a map or a GPS that helps us know the right way to go. It tells us everything we need to know about God, and it helps us decide between right and wrong.

- ? How can we know what God's Word says? *Allow discussion. Read it!*

*Refer to Flip Chart.* Yes! We should read God's Word. Now I know many of you can't read yet. But you can listen to the Bible with your mom or dad. That's how you can learn about the Bible and Jesus. And you can keep on learning all your life!

## Lesson 6

- ? Turn to the Lesson 6 Flip Chart Page. Not all people believe that they need God's Word. What did King Jehoiakim try to do to God's Word? *Burn it up. Destroy it.*

But we know that no one can destroy God's Word. God will always preserve his Word. God will keep his Word safe and protect it.

- ? How did God preserve his Word when King Jehoiakim tried to destroy it? What did God tell his prophet Jeremiah to do? *Write God's Word down again.*

God told Jeremiah to write the words again! God always has and always will preserve his Word. His Word will last forever.

### Oh, Be Sure to Read the Bible

It's time to stand up and sing "Oh, Be Sure to Read the Bible." Ready? Here we go. *Sing the song together once or twice.*

## Lesson 7

- ? Turn to the Lesson 7 Flip Chart Page. All right! Let's look at the next lesson. We learned that God's Word is complete. What does complete mean? *Finished. All the parts are there.*

Right. Remember how we put a puzzle together? When we put in the last piece, it was finished and complete. The Bible is complete too. God has already finished it. All the parts are in the right places.

- ? What are the two main parts of the Bible? *Old Testament and New Testament.*

*Refer to your Bible. Show the Old Testament and the New Testament.* Right! The Old Testament and the New Testament make up the whole Bible. It is all God's true Word. There is nothing missing. It's just the way God wants it to be.

God's Word will always be the same—forever. We can trust what it says because it's all true and it won't change.

► Lyrics can be found on the Flip Chart Song Time Lyrics Page and the Song Sheet at the end of this lesson.

## Lesson 8

? Turn to the Lesson 8 Flip Chart Page. That leads us to Lesson 8. What was this lesson about? What is the man on the Flip Chart trying to do? *Allow discussion.*

? We are told not to change God's Word. What are the two things that God warns us not to do to his Word? *Do not add to God's Word. Do not take anything away from God's Word.*

Many people have tried to add their own ideas to God's Word. And some people have taken out parts they don't like. But God calls these people false teachers—they lie about God, Jesus, and the Bible.

God already put every piece in his Word where it's supposed to be. God's Word can't be changed!

## Lesson 9

Turn to the Lesson 9 Flip Chart Page. In Lesson 9, we talked about the bad news and good news found in the Bible.

? What is the bad news? What does the Bible say we have all done? *We have all sinned.*

That's right. God's Word says we are ALL sinners. Sin is disobeying God, and God hates sin! Our sins have kept us apart from God. And that is very bad news.

? But there is good news, right? Who did God send because he loved the world so much? *Jesus.*

Refer to Flip Chart. Yes. Jesus came to earth to make a way for sinners to be forgiven so they can be with God. Jesus died on the cross for our sins. And he was buried in a tomb.

? What happened after that? *He rose from the dead.*

Yes! Three days later, Jesus came back to life!

This is the gospel—the good news of Jesus to sinners. People who are truly sorry for their sins and trust in Jesus will be saved. Jesus brings good news to sinners! That's the gospel! And we learn about this wonderful, good news in the Bible.

### Tell the Gospel News

Let's sing "Tell the Gospel News." Everybody up! Here we go. *Sing the song together once or twice. You may want to add clapping, stomping, marching, or instruments.*

**Continue with the Review Game below.**

# Review Questions

## K-1<sup>st</sup> Review Questions

### Lesson 1

1. What is the most important book that has ever been written? *The Bible!*
2. What is another name for God's Word? *The Bible.*
3. How do we know we can trust what the Bible says? *God makes no mistakes. God can't lie.*
4. Look at the Flip Chart. What is the Bible sweeter than? *Honey, treats, ice cream.*

### Lesson 2

5. Who is greater than God? *No one!*
6. What do I mean when I say God is unsearchable? *We can search and search, but there will still be things about God that we don't know.*
7. What do I mean when I say God is infinite? *He is so great, he cannot be measured!*

### Lesson 3

8. Who was in the beginning before anything was created? *God.*
9. What does eternal mean? *God always has been and always will be.*
10. When we look at everything around us, did they just appear there, or did someone have to make them? *Someone had to make them.*

### Lesson 4

11. How many persons make up the ONE true God? *Three.*
12. Name one person of the Trinity. *God the Father.*
13. Name another person of the Trinity. *Jesus the Son.*
14. Name the other person of the Trinity. *The Holy Spirit.*

### Lesson 5

15. What book will always guide our path like a light or a map? *The Bible.*
16. All of God's words in the Bible are what? *True!*
17. Are there any mistakes in the Bible? *No, God cannot lie or make mistakes!*
18. How do we know we can trust what God says in his Word? *God never lies.*
19. How can you know what God's Word says? *Read it. Study it. Have someone read it to you.*

### Lesson 6

20. What did King Jehoiakim do to God's Word? *Threw it in the fire. Tried to destroy it.*
21. What did God tell Jeremiah to do? *Write his words again.*
22. What do I mean when I say God preserves his Word? *He keeps it safe so it can't be destroyed.*
23. How long will God's Word last? *Forever.*

### Lesson 7

24. God says his Word is complete. What does that mean? *It's finished. It's the way he wants it.*
25. What are the two big parts of the Bible? *Old Testament and New Testament.*

### Lesson 8

26. What two things should we never do to God's Word? *Add anything or take anything away.*
27. What does God call the people who try to change his Word? *Liars. False teachers.*

### Lesson 9

28. What is the bad news we read about in the Bible? *We are sinners.*
29. What is the good news we read about in the Bible? *Jesus died to save sinners.*

# Pre-K Review Questions

## Lesson 1

1. What is the most important book that has ever been written? *The Bible!*
2. What is another name for God's Word? *The Bible.*
3. Look at the Flip Chart. What is the Bible better than? *Gold, money, jewelry, treats, or anything we could want.*

## Lesson 2

4. Who is greater than God? *No one!*
5. What do I mean when I say God is unsearchable? *We can search and search, but there will still be things about God that we don't know.*
6. What book helps us learn how great God is? *The Bible.*

## Lesson 3

7. Who was in the beginning before anything was created? *God.*
8. What does eternal mean? *God had no birthday and will never die.*
9. When we look at everything around us, did they just appear there, or did someone have to make them? *Someone had to make them.*
10. Who created everything? *God.*

## Lesson 4

11. How many persons make up the ONE true God? *Three.*
12. Name one person of the Trinity. *God the Father.*
13. Name another person of the Trinity. *Jesus the Son.*
14. Name the other person of the Trinity. *The Holy Spirit.*

## Lesson 5

15. What will always guide our path like a light or a map? *The Bible.*
16. All of God's words in the Bible are what? *True!*
17. Are there any mistakes in the Bible? *No, God cannot lie or make mistakes!*
18. How can you know what God's Word says? *Read it. Study it. Have someone read it to you.*

## Lesson 6

19. What did King Jehoiakim do to God's Word? *Threw it in the fire. Tried to destroy it.*
20. What do I mean when I say God preserves his Word? *He keeps it safe so it can't be destroyed.*
21. How long will God's Word last? *Forever.*

## Lesson 7

22. What is in the Bible? *God's Word to man!*
23. God says his Word is complete. What does that mean? *It's finished. It's the way he wants it.*
24. What are the two big parts of the Bible? *Old Testament and New Testament.*

## Lesson 8

25. What two things should we never do to God's Word? *Add anything or take anything away.*
26. What does a false teacher do? *Lies about God, Jesus, and the Bible.*

## Lesson 9

27. What is the bad news we read about in the Bible? *We are sinners.*
28. What is the good news we read about in the Bible? *Jesus died to save sinners.*

# Review Puzzles

## Materials

- ☐ Review Puzzles (following pages)
- ☐ Scissors
- ☐ Optional: glue sticks and construction paper

## Instructions

*Print (on card stock if available) and cut out one Review Puzzle per student or one for each team of two. Make sure to use at least one of each puzzle. You may want older students to cut out their own. Have each student complete their puzzle or put the students into teams to assemble them.*

*Option 1: Set all the puzzles out around the room. Assign teams of two to each puzzle. Allow one minute to complete the puzzle. Call time and have each team move to another table, mix the pieces up, and reassemble the puzzle together. Continue until all teams have rotated through each puzzle.*


*Option 2: Have each student cut out the pieces of one puzzle and reassemble it by gluing each piece onto construction paper.*

*Option 3: Have each student cut out a puzzle and mix up the pieces. Then have students trade puzzles and assemble them.*

## Suggested Discussion

Today is all about reviewing the lessons we've learned in the past weeks. These puzzles will help us remember what happened in those lessons.

- ? Who would like to tell us about the picture on your puzzle? *Allow students to share what they remember as time allows.*



Lesson 1

God can't be  
measured.  
He is Infinite!

God is  
Unsearchable!

Lesson 2

his creation and the bible.

# Lesson 3

# The Trinity

# GOD

1



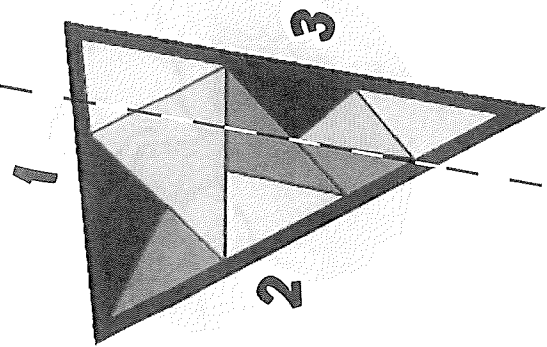
The Father

2

Jesus  
the Son

3

The Holy  
Spirit



Lesson 4

God's Word is **TRUE!**  
God **NEVER** lies!  
God's Word  
guides our  
path!

Lesson 5

God's Word will last forever.



Lesson 6



Lesson 7

Don't **CHANGE** God's Word!



Lesson 8

Jesus brings  
good news to sinners.

Lesson 9