

Unit 1 Grace Group (Sunday School) & Children's Church Activities

K-2nd Grace Groups, PreK-2nd Grade Children's Church

Memory Verse for This Unit:

Psalms 119:89-90: Forever, O Lord, your word is firmly fixed in the heavens. Your faithfulness endures to all generations; you have established the earth, and it stands fast.

Date & Lesson	Grace Group Activity Options	Children's Church Activity Options
January 4, 2026 Lesson 1: <i>God's Word is Our Foundation</i>	<ul style="list-style-type: none"> • Lesson 1/2 Coloring Sheet • "Reading the Reference" Activity • Come On In Activity • Memory Verse (And Activity) 	<ul style="list-style-type: none"> • Memory Verse & Memory Verse Activity • "Better Than" activity
January 11, 2026 Lesson 2: <i>Attributes of God</i>	<ul style="list-style-type: none"> • Coloring Sheet • "Attributes Matching Game" • Review Questions & Game • Memory Verse (And Activity) 	<ul style="list-style-type: none"> • Review Questions & Game • Memory Verse & Memory Verse Activity • Binoculars Craft • "Let's Measure" Activity
January 18, 2026 Lesson 3: <i>We Can Know God Exists</i>	<ul style="list-style-type: none"> • Coloring Sheet • "Creator Hanger" Activity • Review Questions & Game • Memory Verse (And Activity) • "Eternal Chain" Activity 	<ul style="list-style-type: none"> • Review Questions & Game • Memory Verse & Memory Verse Activity • "Circle Up" Activity • "Created Things" Coloring Sheet
January 25, 2026 Lesson 4: <i>The Trinity</i>	<ul style="list-style-type: none"> • Come On In Activity • Review Questions & Game • Memory Verse (And Activity) • Take-Home Page Activity or Class Notes 	<ul style="list-style-type: none"> • Coloring Sheet • Review Questions & Game • Memory Verse & Memory Verse Activity
February 1, 2026 Lesson 5: <i>God's Word Guides Us</i>	<ul style="list-style-type: none"> • Come On In Activity • Five Questions Signs • Review Questions & Game • Memory Verse (And Activity) • Coloring Sheet • Take-Home Sheet 	<ul style="list-style-type: none"> • Review Questions & Game • Memory Verse & Memory Verse Activity • "Guide Me" Activity or "God Guides Footprint" Activity
February 8, 2026 Lesson 6: <i>God Preserves His Word</i>	<ul style="list-style-type: none"> • Come On In Activity • Review Questions & Game • Memory Verse (And Activity) • "Roll a Scroll" Activity 	<ul style="list-style-type: none"> • Review Questions & Game • Memory Verse & Memory Verse Activity • Coloring Sheet • "Preserve the Word" Relay

<p>February 15, 2026</p> <p>Lesson 7: <i>God's Word is Complete</i></p>	<ul style="list-style-type: none"> • "Something's Missing" Activity • Come On In Activity • Review Questions & Game • Memory Verse (And Activity) 	<ul style="list-style-type: none"> • Review Questions & Game • Memory Verse & Memory Verse Activity • Coloring Sheet
<p>February 22, 2026</p> <p>Lesson 8: <i>Don't Change God's Word</i></p>	<ul style="list-style-type: none"> • Come On In Activity • Review Questions & Game • Memory Verse (And Activity) • Class Notes • Take Home Sheet 	<ul style="list-style-type: none"> • Coloring Sheet • Review Questions & Game • Memory Verse & Memory Verse Activity • "Whisper the Truth" Activity
<p>March 1, 2026</p> <p>Lesson 9: <i>The Gospel is Good News</i></p>	<ul style="list-style-type: none"> • Come On In Activity • Review Questions & Game • Memory Verse (And Activity) • Class Notes • Coloring Sheet 	<ul style="list-style-type: none"> • Review Questions & Game • Memory Verse & Memory Verse Activity • Gospel Beads Bracelet Activity
<p>March 8, 2026</p> <p>Lesson 10: <i>Unit Review</i></p>	<ul style="list-style-type: none"> • Come On In Activity • Review Questions & Game • Memory Verse (And Activity) • Take-Home Sheet Lesson 7 and 9 	<ul style="list-style-type: none"> • Review Puzzles • Review Questions & Game • Memory Verse & Memory Verse Activity

SCOPE & SEQUENCE

Unit 1 Lessons 1–10




Answers
BIBLE CURRICULUM

OLD TESTAMENT • (120 LESSONS)

Lesson	Lesson Title	Key Passages
1	God's Word Is Our Foundation	Psalms 19:7–11, 86:11, 119:105; Proverbs 30:5
2	Attributes of God	Exodus 20:2–6, 34:4–8; 1 Samuel 2:2; Psalm 36:5, 86:5; 90:1–6, 96:13, 115:3; Romans 5:8; 1 John 4:7–21
3	We Can Know God Exists	Genesis 1:1–2; Exodus 3:13–15; John 18:1–6; Romans 1:18–23; 1 Corinthians 1:18–31
4	The Trinity	Genesis 1:1–3; Psalm 33:6, 104:30; Isaiah 44:23–24; Matthew 3:13–17; John 1:1–5, 1:14; Colossians 1:15–17; Hebrews 11:3
5	God's Word Guides Us	2 Timothy 1:1–2, 2:9, 3:16–17; Titus 1:2; Hebrews 6:13–18; 2 Peter 1:19–21
6	God Preserves His Word	Jeremiah 36; Luke 24:13–32
7	God's Word Is Complete	Deuteronomy 4:2, 12:32; Proverbs 30:6; John 14:25–26, 21:24–25; Titus 1:2; Hebrews 6:18; Revelation 22:18–19
8	Don't Change God's Word	Deuteronomy 18:17–22; Acts 17:10–11; Galatians 1:6–9; Revelation 22:18–19
9	The Gospel Is Good News	Genesis 1:31–2:4, 3:6–7, 3:21–23, 6:5–8, 8:1, 8:15–17, 11:1–9; John 1:14–17, 3:16; Romans 3:19–26, 5:8–19; 1 Corinthians 15:1–5; 2 Corinthians 5:21; Revelation 21:1–8
10	Unit Review	

This scope and sequence is an overview based on the ABC adult lesson titles and Bible passages. Selections of scripture vary by age level. For each age level's scope and sequence, see the syllabus in the teacher guide introduction or on the back of the teacher guide cover.



God's Word Guides Us

God never lies.

Lesson Focus

God's Word is always true. We can trust it to guide us because God is unchangeable and cannot lie.

Key Passages

Psalm 119:105; Titus 1:2

Memory Verse

Psalm 119:89–90 Forever, O LORD, your word is firmly fixed in the heavens. Your faithfulness endures to all generations; you have established the earth, and it stands fast.

Lesson Preparation



Come On In

Choose one of the following activities and print/gather necessary items.

Come On In Game:

- | | |
|--|--|
| <input type="checkbox"/> Bible Book Match | <input type="checkbox"/> I Have You Have |
| <input type="checkbox"/> Flashcard Take Away | <input type="checkbox"/> Popcorn* |

Review Coloring Sheet*

Turn on some lesson/memory verse songs for students to listen to while they play with play dough, puzzles, blocks, etc.*



Lesson Time

You will need the following items:

- | | |
|---|---|
| <input type="checkbox"/> Lesson Flip Chart | <input type="checkbox"/> A map and/or GPS |
| <input type="checkbox"/> Bible | <input type="checkbox"/> A flashlight |
| <input type="checkbox"/> Stuffed animal for prayer time | |



Lesson Review Game

Print one copy of the Review Questions.

Choose a Lesson Review Game and print/gather necessary items:

- | | |
|--|---------------------------------------|
| <input type="checkbox"/> Basket Toss* | <input type="checkbox"/> Bowling* |
| <input type="checkbox"/> Bible Baseball* | <input type="checkbox"/> Goofy Golf |
| <input type="checkbox"/> Board Game | <input type="checkbox"/> Toss for It* |



Story Time

Read the Justin and Jessie story on the back of the picture provided in the Teacher Kit or print a copy along with a coloring sheet for each student.



Memory Verse Game

Choose a Memory Verse Game and print/gather necessary items:

- | | |
|--|--|
| <input type="checkbox"/> Balloon Bop and Pop | <input type="checkbox"/> Freeze* |
| <input type="checkbox"/> Echo Echo* | <input type="checkbox"/> Funny Voices* |
| <input type="checkbox"/> Egg Hunt | <input type="checkbox"/> Popcorn* |
| <input type="checkbox"/> Follow the Leader* | |

Find extra verses to practice in the Additional Memory Verses list.



Song Time

Remember to use the downloaded music to learn the songs. Lyrics can be found on the Song Sheet at the end of this lesson or on the Flip Chart Song Time Lyrics Page.

- | | |
|--|--|
| <input type="checkbox"/> "Oh, Be Sure to Read the Bible" | <input type="checkbox"/> "Psalm 119:89-90" |
|--|--|

Find extra songs to the tunes of favorite nursery rhymes in the Additional Songs list.



Go to Prayer

Father, thank you for the gift of your Word. Use your Word to lead my class to a saving knowledge of our Lord and Savior. Please give me enthusiasm as I teach, and give my students a desire to read and understand the Bible.



The required lesson and supplementary materials can be accessed from the **Teacher Digital Resources** under *Lesson 5*. Game instructions are also included in the *Appendix* in the back of this Teacher Guide.

All Lesson Preparation suggestions may be used for Pre-K (3–4 years old) and Kindergarten–1st Grade (5–7 years old) classes. Suggestions with an **asterisk (*)** are specifically recommended for Pre-K.

Prepare to Share

Scriptural Background

Prepare to teach by preparing your heart. Read the key passages for this lesson along with this background.

God has revealed himself to us in the words of the Bible—his only written revelation to man. We are called to study diligently what has been revealed and apply it to the way we live our lives. Within the pages of Scripture, we find many exhortations to use what God has revealed in a way that honors him. We also know that as we trust in the Lord with all our heart, and do not lean on our own understanding, he will direct our steps through the wisdom of his Holy Word (Proverbs 3:5–6).

In his second letter to Timothy, Paul stated, “All Scripture is breathed out by God” (2 Timothy 3:16). The Bible is the inspired (“breathed out”) Word of God, transmitted not by the will of man, but through holy men of God as they were directed by the Holy Spirit (2 Peter 1:20–21). These men, under the guidance of the Holy Spirit, wrote without error all that God instructed. It is the only inerrant, infallible Word of God, and we can trust it to guide us in all things.

How does it guide us? Paul tells us that it is useful for doctrine—teaching Christian truth;

reproof—telling us when we are wrong; correction—showing us how to correct our wrong actions; and training in righteousness—teaching us how to obey God (2 Timothy 3:16–17). These are the general guidelines—they are expounded on again and again throughout the Bible.

God has spoken to reveal his plan for history, his purpose for mankind, and his will for us. More than 2,000 times the Old Testament states, “Thus says the Lord,” or something similar, claiming that God himself is the author. In the New Testament we observe that Jesus preached the Word of God (Luke 5:1), the early church preached the Word of God (Acts 4:31), the Word of God was preached to the Gentiles (Acts 11:1), and Paul preached the Word of God throughout all of his missionary journeys (Acts 13:5, 18:11, 19:10).

The Word of God is living and active (Hebrews 4:12), given to us by God himself—to teach us the principles of our faith, to reveal our sin, to show us how to deal with sin, to instruct us how to live in a manner that pleases him, and ultimately, to reveal to us how we can be redeemed into everlasting life through our Lord and Savior Jesus Christ.

Historical/Apologetics Background

Many people chide Christians for reading the Bible literally. The Bible contains many different types of literature, but all of them communicate God’s truth to us. When we say we take the Bible literally, we really mean that we take it in the sense that it was written. Some sections of Scripture are meant to be read as historical accounts, while others are poetic.

The process of understanding what Scripture says is called *hermeneutics*—the process of trying to understand what the Bible means. Learning proper hermeneutics opens a whole new world of truth found in the Bible. There are many different schools of biblical interpretation. These range from liberal approaches (mystical interpretation, naturalistic interpretation, etc.) to the more conservative approach we’ll be using (where ideas are considered in context and Scripture is used to interpret Scripture). This second, more conservative method may

be new to you. It is often referred to as the grammatical-historical method of interpretation because it takes into account the grammar and context of the passage as well as the historical and cultural setting of the author and the original hearers. We will call it the inductive Bible study method.

As we seek to understand what God has said, we should not import our own ideas into Scripture but rather allow Scripture to inform and evaluate our ideas. Drawing ideas out of the text is called *exegesis* (*ex-* meaning “out of”), while adding our ideas into the text is called *eisegesis* (*eis-* meaning “into”).

Take Genesis 1 for example. If we simply read that chapter as it is plainly written, we would conclude that God created the universe in six normal days—an accurate exegesis. On the other hand, if we consider that same text by starting with a belief in evolutionary processes occurring over millions of years, we might be tempted instead to interpret those “days” as

long ages. In that case, we would engage in eisegesis since we imported the idea of long ages into the text—a practice which can lead to the dangers of compromise and distorted conclusions.

In order to properly exegete a passage, we include three essential components in an inductive Bible study: observation, interpretation, and application. These steps can be subdivided in various ways, but we will stick to three basic parts to teach the process.

To **observe**, we simply ask *who, what, when, where, why, and how* questions about the study passage. For example, who is the author writing to? What words are repeated or emphasized in the passage? When was this written? Where is the event taking place? What type of literature is being used (history, poetry, parable, etc.)? What is the main point of the passage?

By taking time to observe the text, we become familiar with the important words, commands, and main themes that are present. Once we are familiar with the passage, we are ready to interpret what we have read.

To **interpret**, we look at the passage in light of what the rest of the Bible has to say on the same topic. We may identify cross-references, cultural considerations, specific word meanings, context, commentaries, or parallel passages that tell of the

same account or provide the same idea. We should be careful during the interpretation stage because there is always the danger of trying to read our own ideas into the text.

After we have observed what the text says and interpreted the key ideas, the next step is to **apply** the Word to daily life. Scripture is full of God's commands to believers to apply what he has communicated—we are to be doers of the Word, not just hearers (James 1:21–24).

Ultimately, Scripture is to be the source of truth in our lives. Evangelical tradition is built on the belief that every Christian can read and understand God's Word. The fancy term for this idea is the *perspicuity of Scripture*. The Reformers fought to make the Bible available in the language of the people so all could personally read, study, and learn from it. This was highly condemned at the time, and many lost their lives in the process of defending the truth that God's Word is for everyone.

Having the Word of God so available is a privilege that many in the world still do not have. As Christians we should be grateful for our Bibles and take advantage of its availability, while being diligent to read, study, and handle the Word carefully as we use it to direct our lives and proclaim the gospel of Jesus Christ.

to play Bible Pass Around. I want everyone to count with me up to the number _____. (You may also choose to recite the books of the Bible, sing one of the lesson songs, or recite the memory verse as you do this activity.) As we say each number (or word), you will carefully pass the Bible to the person beside you. Remember, we don't want to drop it or tear it. Then when we get to the last number (or word), whoever has the Bible will hold on to it until we are ready for it in our lesson. *Hand the Bible to the first student.* Here we go!

K-1st Lesson continues next. Go to page 74 for the Pre-K Lesson.

K-1st Lesson

Introduction

- ? Turn to Lesson 4 Flip Chart. Last week, we learned something very special about God. Look at the Flip Chart. Can you remember what we talked about? *Allow discussion.*

We talked about the number three—how this triangle has three sides, this tricycle has three wheels, and this triceratops has three horns.

- ? Point to Trinity diagram. What about this part here? Who did we talk about? Who is a Trinity? *God.*

Right! God is a Trinity. Say that with me—Trinity. There is only one true God. But he is made up of three persons.

- ? Who are those three persons in the Trinity? *God the Father, God the Son, and God the Holy Spirit.*
- ? Do you remember the motions we learned for each one? Let's do those again. Sign for "Father." Hold right hand pointing up with thumb out, reach up and touch forehead twice with thumb, keeping hand pointing up.

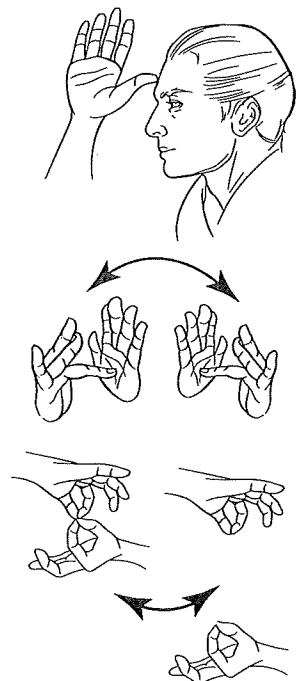
Sign for "Jesus." Touch right middle finger to palm of left hand, then left middle finger to palm of right hand.

Sign for "Spirit." Start with thumbs and index fingers loosely interlocking in front of you, then pull right hand up and left hand down (as if pulling a string), touching thumbs to index fingers as you pull away. End with thumbs touching index fingers in an "o" with right hand by head and left hand by waist.

Good job! The Trinity is one God in three persons. When we talk about God the Father, we mean God in heaven, and when we talk about God the Son—that's Jesus who came to earth. When we talk about God the Holy Spirit, he is God's Spirit who lives in the hearts of all who believe.

- ? God is three in one. And how do we know all this about God? *Hold up Bible. From the Bible.*
- ? That's right. But what is the Bible? Whose words are in it? *God's words.*

► Don't forget!
Review the Optional
Supplements and
determine where you
can use them.



The Bible Guides Us Like a Map and a Light

► Have the map or GPS ready.

The Bible is God's holy Word. But did you know that God gave the Bible to us so we can use it? It's kind of like a map for life. Let me show you what I mean. I have a road map right here. *Show map or GPS (Global Positioning System).*

- ? How many of you have ever seen your dad or mom use a map or a GPS? *Show of hands.* A lot of people like to use maps on their phones or on a GPS.
- ? But how come? What does a map do? Why would you use a map? *Allow answers.*

Point out roads on the map or GPS. There are lots of roads all over the place. But when we want to go somewhere, we need to know which road we should take, right? That's what a map is for. A map guides us. It shows us the right way to get somewhere.

- ? I have another question for you. Have you ever been on a hike? Have you ever had to follow a path through the woods? Did you ever come to a spot where you had to choose which path to take? *Allow answers.*

We also use maps to follow paths in the woods so we will get to the right place and not get lost. Maps help you know which way to go.

Show Lesson Flip Chart. God's Word guides us like that, too. Sometimes we might not know the right thing to do, but the Bible can answer our questions and tell us what is right and wrong. Then we can go the right way and do the right thing.

So the Bible is like a map. But it is also like something else.

- ? Have you ever gone camping outside at night? What should you take with you so you can see the path at night? *A flashlight.*
- ? Maybe your family has driven home in the car at nighttime. What are the parts on the front of cars that help us see the road at night? *The headlights.*

► Have the flashlight ready.

Turn the classroom lights off. Turn the flashlight on and off. Yes! When it's dark, we use flashlights when we're walking or headlights when we're driving so we can see where we are going. They light our way so we can see where we're supposed to go.

- ? Who has the Bible? Please bring it up. We are going to read from God's Word now. *Have the student bring up the Bible and open it to the sticky note.*

Psalm 119:105

The verse I'm going to read is in the book of Psalms. It's talking about God's Word. But it has something to do with light. *Read Psalm 119:105.*

- ? What does the Bible say about God's Word? What is it like? *It is a lamp or a light to our path. Use the flashlight.*

Refer to the Lesson Flip Chart. God's Word is like a light that guides us. The Bible tells us everything we need to know to live a life that pleases God. It tells us to be kind to each other. It tells us to obey our moms and dads and always tell the truth. It tells us about God and Jesus! It's like a light for our path. It shows us the way we should go. *Turn the flashlight on and off.*

God Never Lies—We Can Trust His Word

- ? We can trust the Bible to guide us. We can believe everything it says. Do you know why we can trust the Bible? *Allow answers.*

We can trust it and believe it because God cannot lie. Everything he says in his Word is always true!

Titus 1:2

Listen to what the Bible tells us about that. I'm going to read from the book of Titus in the New Testament. *Read the phrase in Titus 1:2 emphasizing that God never lies.*

- ? What did it say about God? What can't God do? *God can't lie.*

That's right. God never lies. Everything God tells us in the Bible is true!

- ? Have you ever lied? *Yes.*

When we don't tell the truth, it's called a lie. But God never lies. He never has, and he never will. We can trust God's Word to be completely true! His Word will light our path and show us how to live. *Turn the flashlight on and off.*

Another verse in the Bible, Hebrews 6:18, tells us that it is IMPOSSIBLE for God to lie. There is no way God could ever lie. He always tells the truth.

And you know something else? God always stays the same. That's not like us! Some days we might feel really good and be obedient and kind. Then there are other days when we feel grumpy, and we might get angry, lie, or say things that aren't nice. We change a lot from day to day, don't we?

But one of the great things about God is that he never changes! He's always perfect, so we know he will never lie. That means we can always trust his Word, the Bible.

Refer to the Flip Chart. We know we can trust God's Word. It's like a light to our path. Every word in this book, the Bible, is from God. God's Word is good for us. It guides us like a map when we have questions and helps us to know right from wrong. It tells us about Jesus! It is like a light for us—showing the way through life every day.

Continue with the Lesson Review Game on page 76.

Pre-K Lesson

- Don't forget!
Review the Optional
Supplements and
determine where you
can use them.

Introduction

- ? Turn to Lesson 4 Flip Chart. Last week, we learned something very special about God. Look at the Flip Chart. Can you remember what we talked about? *Allow discussion.*

We talked about the number three—how this triangle has three sides, this tricycle has three wheels, and this triceratops has three horns.

- ? Point to Trinity diagram. What about this part here? Who did we talk about? Who is a Trinity? *God.*

Right! God is a Trinity. Say that with me—Trinity. There is only one true God. But he is made up of three persons.

- ? Who are those three persons in the Trinity? *God the Father, God the Son, and God the Holy Spirit.*

- ? Do you remember the motions we learned for each one? Let's do those again. Sign for "Father." Hold right hand pointing up with thumb out, reach up and touch forehead twice with thumb, keeping hand pointing up.

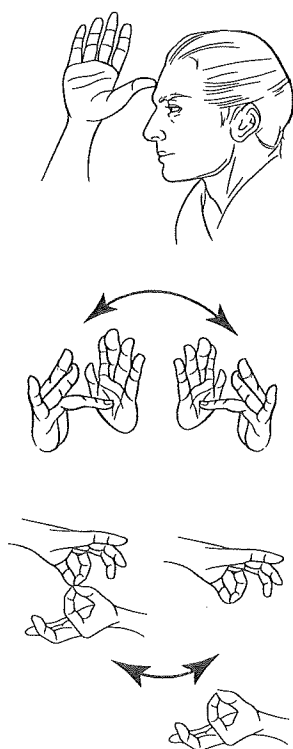
Sign for "Jesus." Touch right middle finger to palm of left hand, then left middle finger to palm of right hand.

Sign for "Spirit." Start with thumbs and index fingers loosely interlocking in front of you, then pull right hand up and left hand down (as if pulling a string), touching thumbs to index fingers as you pull away. End with thumbs touching index fingers in an "o" with right hand by head and left hand by waist.

Good job! The Trinity is one God in three persons. When we talk about God the Father, we mean God in heaven, and when we talk about God the Son—that's Jesus who came to earth. When we talk about God the Holy Spirit, he is God's Spirit who lives in the hearts of all who believe.

- ? God is three in one. And how do we know all this about God? *Hold up Bible. From the Bible.*

- ? That's right. But what is the Bible? Whose words are in it? *God's words.*



- Have the map or GPS
ready.

The Bible Guides Us Like a Map and a Light

The Bible is God's holy Word. But did you know that God gave the Bible to us so we can use it? It's kind of like a map for life. Let me show you what I mean. I have a road map right here. *Show map or GPS (Global Positioning System).*

- ? How many of you have ever seen your dad or mom use a map or a GPS? *Show of hands.* A lot of people like to use maps on their phones or on a GPS.

- ? But how come? What does a map do? Why would you use a map?

Allow answers.

Point out roads on the map or GPS. There are lots of roads all over the place. But when we want to go somewhere, we need to know which road we should take, right? That's what a map is for. A map guides us. It shows us the right way to get somewhere.

- ? I have another question for you. Have you ever been on a hike? Have you ever had to follow a path through the woods? Did you ever come to a spot where you had to choose which path to take? *Allow answers.*

We also use maps to follow paths in the woods so we will get to the right place and not get lost. Maps help you know which way to go.

Show Lesson Flip Chart. God's Word guides us like that, too. Sometimes we might not know the right thing to do, but the Bible can answer our questions and tell us what is right and wrong. Then we can go the right way and do the right thing.

So the Bible is like a map. But it is also like something else.

- ? Have you ever gone camping outside at night? What should you take with you so you can see the path at night? *A flashlight.*

► Have the flashlight ready.

Turn the lights off. Turn the flashlight on and off. Yes! When it's dark, we use flashlights when we're walking so we can see where we are going. They light our way so we can see where we're supposed to go.

- ? Who has the Bible? Please bring it up. We are going to read from God's Word now. *Have the student bring the Bible and open it to the sticky note.*

Psalm 119:105

The verse I'm going to read is in the book of Psalms. It's talking about God's Word. But it has something to do with light. *Read Psalm 119:105.*

- ? What does the Bible say about God's Word? What is it like? *It is a lamp or a light to our path. Use the flashlight.*

Refer to the Lesson Flip Chart. God's Word is like a light that guides us. The Bible tells us everything we need to know to live a life that pleases God. It tells us to be kind to each other. It tells us to obey our moms and dads and always tell the truth. It tells us about God and Jesus! It's like a light for our path. It shows us the way we should go. *Turn the flashlight on and off.*

God Never Lies—We Can Trust His Word

- ? Does anyone know what a lie is? *Allow for answers.*

- ? A lie is when we say something that is not true. For example, say you got mad at your brother and pushed him down, and he cried. Then your mom came into the room and asked you if you pushed him. If you said, "No, I didn't push him," is that the truth? *No.*

No. That would be a lie. The truth would be to say, “Yes, I did push him” because that’s what really happened.

- ? Have any of you ever told a lie? *Show of hands.*
- ? Did you know that there is someone who never lies? Can you guess who it is? *God.*

Yes! God cannot lie. The Bible says that it is IMPOSSIBLE for God to lie. That means there is no way God could ever lie. He always tells the truth.

And that’s why we can trust the Bible. We can believe everything it says because everything God says is true. His Word will light our path and show us how to live. *Turn the flashlight on and off.*

And you know something else? God always stays the same. Some days we might feel really good and be obedient and kind. Then there are other days when we feel grumpy, and we might get angry, lie, or say things that aren’t nice. We change a lot from day to day, don’t we?

But one of the great things about God is that he never changes! He’s always perfect, so we know he will never lie. That means we can always trust every word in this book, the Bible, because it’s from God.

Refer to the Flip Chart. God’s Word is good for us. It guides us like a map when we have questions and helps us to know right from wrong. It is like a light for us, too—showing the way through life.

Continue with the Lesson Review Game below.



Lesson Review Game

We all learn best with review and repetition! We encourage you to play a lesson review game.



Story Time

In our last story, Justin and Jessie were counting everything in threes. They saw three red cars, three dogs on leashes, three garbage cans, and even the hard-boiled eggs had three parts.

- ? But who did Jessie’s mom tell them about? *God.*

That’s right. Justin and Jessie learned about the Trinity: God the Father, God the Son, and God the Holy Spirit.

Today, Justin and his family are on a camping trip. Let’s see what happens. *Read the Justin and Jessie story as you show the picture.*

Justin found out the hard way that his flashlight won’t help him if it’s in his pocket or not even turned on. But even though he had a sore toe, his dad helped Justin understand something really important about God’s Word. The Bible is like a light that we can use to guide us. It will help us

Review Questions

K-1st Review Questions

1. What can we use to guide us when we go someplace new and need to know which road to take? *Map, GPS.*
2. What does a map do for us? *Shows us the way we should go.*
3. What does a light do for us when it's dark? *Makes light so we can see the way.*
4. What can we use to see where we're going at night? *Flashlights. Headlights.*
5. God's Word will guide us. What is it like? *A lamp/light. A map/GPS.*
6. How do we know we can trust what God says in his Word? *He never lies.*
7. What is a lie? *Not telling the truth.*
8. We read in the Bible that it is impossible for God to lie. What does that mean? *There's no way that God could ever lie.*
9. We change a lot from day to day, but does God change a lot or stay the same? *God stays the same.*
10. Does the Bible have mistakes? *No, God cannot lie or make mistakes!*
11. What is the most important book that has ever been written? *The Bible!*
12. What is in the Bible? *God's Word to man!*
13. All of God's words in the Bible are what? *True!*
14. What word comes next in the memory verse? Forever, O LORD, your word is firmly fixed in the _____. *Heavens. Repeat the verse and stop at various places to let other students fill in the next word.*


Pre-K Review Questions

1. What do we use a map for? *It shows us the way we should go.*
2. What does a light do for us when it's dark? *Makes light so we can see the way.*
3. What did we talk about today that is like a map or a light for us? *God's Word; the Bible.*
4. What is another name for God's Word? *The Bible.*
5. God's Word guides us and shows us the way we should go. What is it like? *A map or a light.*
6. What is it called when we say something that isn't true? *A lie.*
7. What is one thing God cannot do? *He cannot lie.*
8. We change a lot from day to day, but does God change a lot or stay the same? *God stays the same.*
9. Can we trust what God says in his Word? *Yes!*
10. What is the most important book that has ever been written? *The Bible!*
11. What is in the Bible? *God's Word to man!*
12. All of God's words in the Bible are what? *True!*
13. What word comes next in the memory verse? Forever, O LORD, your word is firmly fixed in the _____. *Heavens. Repeat the verse and stop at various places to let other students fill in the next word.*

God Guides Footprint

Materials

- ☐ Verse signs (following page)
- ☐ Construction paper or card stock
- ☐ Glue sticks
- ☐ Crayons or markers
- ☐ Scissors
- ☐ Stickers or other decorations



Instructions

Make the signs: print enough verse signs for each student to have one. Cut construction paper into strips slightly larger than the signs and have students glue the sign on top so the colored paper shows around the edges.

Make the feet: cut construction paper into 12" x 6" strips. Have students choose two different colors, one for the footprint and one for the background. For the footprint, have students stand barefoot on the strip of paper and trace around their foot with a marker. Cut out the footprint and glue onto the second piece of construction paper. Decorate the foot and toenails. Glue the verse sign onto the foot. Trim excess paper.

You may choose to use card stock and just make footprints with the signs to use as bookmarks.

Suggested Discussion

- Who can we always trust to guide us? *God.*
- What book can we trust to guide us when we make choices and decisions? *God's Word.*

Right! Let's read the verse on the feet we just made. *Read Psalm 119:105 together.*

**"Your word is a lamp to my
feet and a light to my path."
Psalm 119:105**

**"Your word is a lamp to my
feet and a light to my path."
Psalm 119:105**

**"Your word is a lamp to my
feet and a light to my path."
Psalm 119:105**

**"Your word is a lamp to my
feet and a light to my path."
Psalm 119:105**

**"Your word is a lamp to my
feet and a light to my path."
Psalm 119:105**

**"Your word is a lamp to my
feet and a light to my path."
Psalm 119:105**

**"Your word is a lamp to my
feet and a light to my path."
Psalm 119:105**

**"Your word is a lamp to my
feet and a light to my path."
Psalm 119:105**

**"Your word is a lamp to my
feet and a light to my path."
Psalm 119:105**

**"Your word is a lamp to my
feet and a light to my path."
Psalm 119:105**

**"Your word is a lamp to my
feet and a light to my path."
Psalm 119:105**

**"Your word is a lamp to my
feet and a light to my path."
Psalm 119:105**

Guide Me

Materials

- ☐ Blindfold (e.g., necktie, scarf, etc.)
- ☐ Pillows
- ☐ Chairs
- ☐ Other items to block the path (e.g., trash can, books, cd player, etc.)
- ☐ Optional: masking tape

Instructions

Set up an obstacle course using the pillows, chairs, and other items you brought or have in the room. You may want to mark the path with masking tape.

Blindfold a volunteer. Assign another student to guide the volunteer safely through the obstacle course, or you or an assistant may be the guide.

Remind the guide to gently lead the volunteer through the path. Go around the objects in the way or tell the volunteer to step over them.

Allow several or all of the children to participate by being either the blindfolded volunteer or the guide.

Suggested Discussion

This was a game of trust. You had to trust your guide to get you safely through the path because you were blindfolded. There were things blocking the path that you couldn't see! A good guide helped you go around the things that were in the way so you could walk on the path.

God's Word is the perfect guide for us every day because we know that God always tells the truth.