

Discovering the Intentional Theological Motif(s)/Message(s) of a Biblical Book





- <https://www.youtube.com/watch?v=dBT6u0FyKnc>

Review

- Lesson 1 – We are doing “Bible Study Methods” every day
- Lesson 2 – The Goal of Bible Study is *Life Transformation*, and Bible Study is *Hard Work*
- Lesson 3 – The absoluteness of authorial intent – Any communication has only one absolutely correct interpretation and that is the one intended by the author
- Lesson 4 – The Power of Words – Words are polymorphic but when used in a text have one meaning
- Lesson 5 & 6 – General principles to help prevent grammatical and textual pitfalls when studying the Biblical Text



Review

- More Review Examples/Stories
 1. There are no chapter and verse divisions in the regular text
 - a) Matt 16:28-17:7
 2. Figures of Speech Might Send you to Lake of Fire
 1. Rev 3:1–5
 - a. Litote – Ironical understatement in which an affirmative is expressed by the negative of its contrary
 - a. “You won’t be sorry” (meaning you’ll be glad)
 - b. “It’s not rocket science” (meaning it’s simple)
 - c. “He’s no spring chicken” (meaning he’s getting old)
 3. Literary Techniques have Purpose
 1. Chiasms
 - a. ¹¹ It is a trustworthy saying: For if we died with Him, We shall also live with Him
 - b. ^{12a} If we endure, We shall also reign with Him
 - b’ ^{12b} If we deny Him, He will also deny us.
 - a’ ¹³ If we are faithless, He remains faithful; He cannot deny Himself





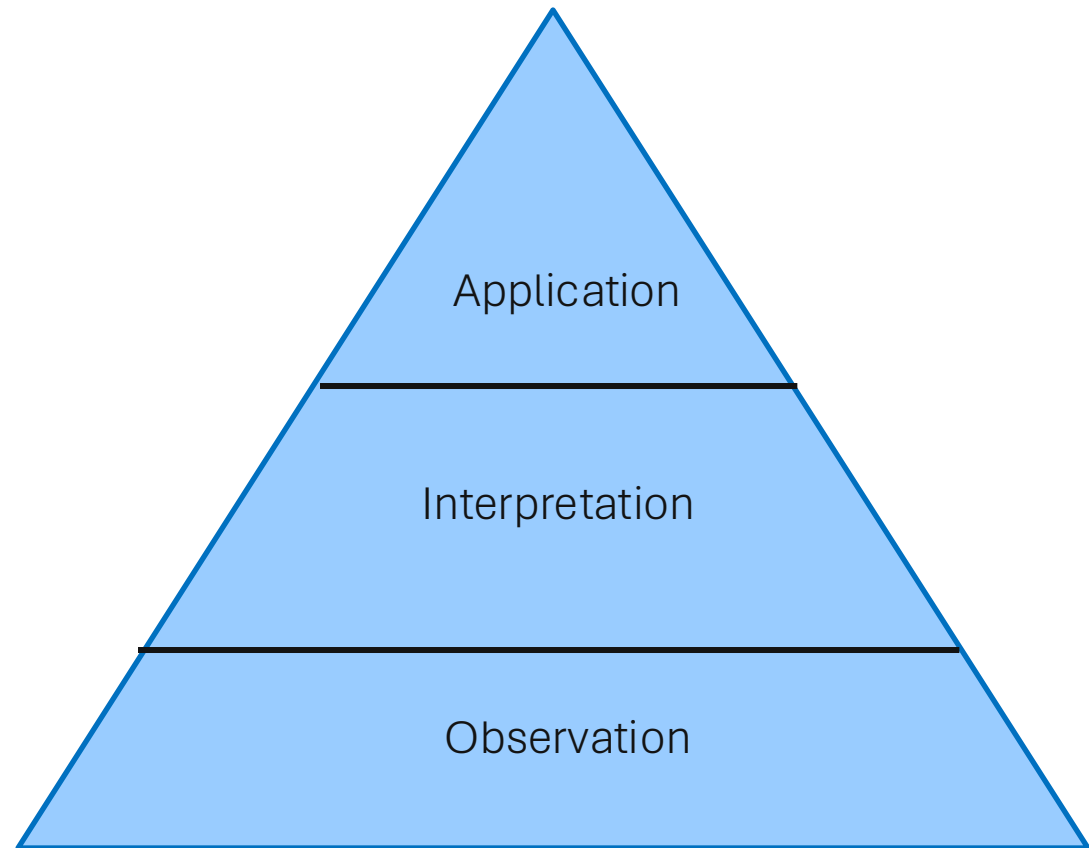
- ## Structure of Matthew


- A. Demonstration of Jesus' Qualifications as King (chaps. 1–4)
 - B. Sermon on the Mount: Keys for Kingdom Greatness (chaps. 5-7)
 - C. Miracles and Instruction (chaps. 8–9)
 - D. Instruction to the Twelve: Authority and Message for Israel (chap. 10)
 - E. Opposition: The Nation's Rejection of the King (chap 11–12)
 - F. Mysteries of the Kingdom: The Kingdom Postponed (chap 13)
 - E' Opposition: The Nation's Rejection of the King (chaps. 14–17)
 - D'. Instruction to the Twelve: Authority and Message for the Church (chap. 18)
 - C'. Miracles and Instruction (chaps. 19–23)
 - B'. Olivet Discourse: Keys for Kingdom Greatness (chaps. 24–25)
- A'. Demonstration of Jesus' Qualifications as King (chaps. 26–28)

Review

- More Review Examples/Stories
 - Pronouns Matter (Newish Point Free of Charge)
 - 1 Thess 5:6
 - Warning Passages of Hebrews
 - Heb 2:1-4 – 1st Warning Passage
 - Heb chapters 3 & 4 – 2nd Warning Passage (note: Heb 4:1-3 & 4:11, 14-15)
 - Heb 6 – Third Warning Passage (note: Heb 6:1 & 6:19-20)
 - Heb 10:26-31 – Fourth Warning Passage (note: Heb 10:26)
 - Heb 12:25-29 – Fifth Warning Passage (note: Heb 12:25)








Principles to Help Discover the Intending Meaning of Biblical Books

1. Start with the goal in mind
2. Stay within the Biblical book you are studying for as long as possible
 - a. Systematic vs. Biblical Theology
3. Read the book in its entirety in one to four sittings
4. Look for a thematic statement in the book
5. Look for repetitious terms
6. Remember that each book of the Bible has a unique purpose as to why it was written



Principles to Help Discover the Intending Meaning of Biblical Books

7. Study the context of OT quotes when used in NT passages
8. Follow the “Jeopardy Principle”
9. Pay attention to what is not in the text
10. Always ask the text questions
11. Always keep in mind the meta-narrative of Scripture
 - Creation → Fall → Redemption → Consummation (Glorification)
12. Don’t be afraid to ask questions of a more mature Christian