

Small Group Leader Guide

Materials Needed that are NOT included in the Activity Bags:

Bible Story Review: Bible Story Extension and Discussion Questions

Memory Verse Activity: Verses to Take with You

Prayer Activity: Make It Personal with Prayer

Pray for your group before they arrive

Pray for your group before they arrive.

Pray for those who might visit your group for the first time.

Reflect on a time when God gave you courage when you faced a fear. Ask God to strengthen the kids in your group with courage when they face their own fears.

Pray they will remember that God is bigger than anything that makes them afraid! Ask God to give them faith like Joshua and Caleb, even when others around them doubt.

THIS MONTH



Today's Bible Story

Noah Genesis 6-9

Key Question

When is it hard to trust God?

Bottom Line

You can trust God even when you don't understand

Memory Verse

**Faith is being sure of what we hope for. It is being sure of we do not see.
(Hebrews 11:1 NIV)**

Inclusive Pro Tips



This leader guide is designed to be inclusive of children with a disability who attend a group with their peers. See highlighted sections below for additional inclusive pro-tips. Check out the Special Needs Resource Kit for more ideas for adapting each segment.

Bible Story Extension

Bible Story Review



Faith Skills

Hear from God

Pray to God

Talk about God

Live for God

What You Need

- ☐ Bible
- ☐ Styrofoam Plates
- ☐ Toothpicks
- ☐ Permanent Markers



Inclusive Pro-Tips

If a kid struggles with fine motor skills, allow them to use the marker instead of the toothpick to create their design.

Reassure kids that everyone sees things differently. It's okay if a kid's guess doesn't match the original drawing.

What You Do

- Give each kid a toothpick and a Styrofoam plate.
- Instruct the kids to gently use the toothpicks to poke holes in the plate to outline something from today's Bible Story (but not an ark or rainbow).
- Encourage the kids to keep what they're outlining a secret!
- Once they've finished, invite the kids to exchange plates.
- Give each kid a permanent marker.
- Challenge the kids to "connect the dots" to guess the picture.
- NOTE: In some cases, the kids may not guess closely what the original kid was creating, and that's okay!
- Direct each kid to reveal their original intention for their drawing.
- Discuss how Noah trusted and obeyed God without seeing the full picture! Because Noah trusted God without seeing the full picture, he had to trust God each step of the way. He obeyed God and built an ark, even though he'd never built one. Noah got ready for it to rain for days and days because he trusted God when God said it would.
- Ask:
 - Why do you think it could've been hard for Noah to understand what God was doing?
- Encourage kids to share situations they might face this week, situations that they don't understand or are confusing.
- Encourage the kids:
 - God is good and He is working for good in that situation. He loves you so much!
 - Even when you don't understand, God is with you, and He will go through whatever you're facing with you.
 - The same God who was with Noah, the God who is King over all things, is with you too!

Discussion Questions



Faith Skills

Hear from God

Pray to God

Talk about God

Live for God

No Supplies Needed

What You Do

Ask

- When is it hard to trust God?
- How can Noah's story remind you of God's rescue plan for us through Jesus?
- What helps you trust God when things feel confusing?
- How do you know God takes care of you? How does that help you trust that God will provide for you again tomorrow?

Inclusive Pro-Tips



Be sensitive to kids who may need extra time to process their thoughts and respond. Be patient and create a safe space where everyone has a chance to share when they're ready.

Frequently check for understanding during discussion by asking questions like, "Can someone share in their own words what we're talking about?"

Verses to Take with You

Prayer Activity

Faith Skills

Hear from God


Pray to God

Talk about God

Live for God

What You Need:

- ☐ Bibles
- ☐ Prepared Origami Boat Example
- ☐ "Origami Boat" Activity Page
- ☐ "Origami Instructions" Activity Page
- ☐ Scotch tape
- ☐ Pens or Pencils



Inclusive Pro-Tips

Some kids might prefer writing or drawing instead of folding. Allow them to design a boat on the paper triangle instead!

What You Do

- Give every kid a Bible.
- Direct them to look up Hebrews 11:1 using the Bible Navigation tips below.
- Talk through any possibly unfamiliar words or phrases, focusing on the meaning of the verse.
- Discuss Hebrews 11:1.
 - What does this verse tell us about faith?
 - When have you had to trust God without knowing how things would turn out?
 - How does this verse help you trust God more?
- Give each kid a pen (or pencil) and a triangle from the "Origami Boat" Activity Page.
- Show the kids your origami boat example.
- Give each kid the "Origami Instructions" Activity Page and walk them through the folding process.
 - If a kid is struggling, encourage them to work with another kid.
 - Explain each step one at a time, waiting for each kid to finish before explaining the next step.
- Once everyone's finished, encourage them to write "Hebrews 11:1" on the origami boat.
- Encourage the kids to use their boat as a Bible bookmark for Hebrews 11:1.
- Share with the kids:
 - Noah had faith and obeyed God even before he saw the flood.
 - Faith is trusting in what you can't see because of what you can see.
 - God is good, He is always working for good, so we can trust God no matter what!

Finding verses with 4th-5th graders:

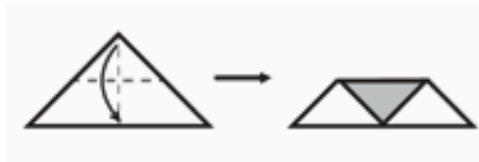
Ask kids to tell you if the book of the Bible they're looking for is in the Old Testament or New Testament. If it's in the Old, instruct kids to flip slowly, starting at the front of the Bible and heading toward the back, until they find the book they're looking for. If it's in the New, instruct kids to start flipping from the back, going forward to find the book they're looking for. Once they find the book, explain that the big numbers on the page are the chapter numbers. First, have them find the chapter they're looking for. Then explain that the small numbers are verse numbers. Tell kids to find the verse within the chapter they've already found.

ORIGAMI BOAT



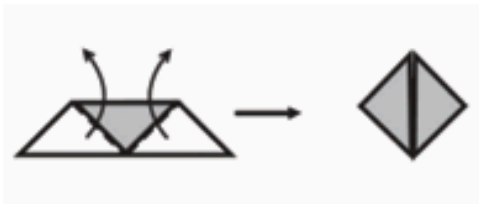
Step 1

Fold the triangle in half.



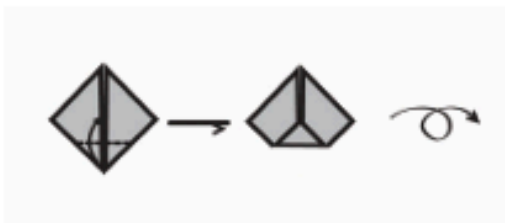
Step 2

Turn the triangle over so the side with your writing is on the back. Then, fold the top corner downwards to meet the bottom edge of the triangle.



Step 3

Fold the two bottom corners upwards to meet together in the middle.



Step 4

Fold the bottom corner up to the center, and use a small piece of tape to secure it to the back. Then, turn the paper over.



Step 5

Your finished boat should look like this with the words you wrote on the lower part of the boat.

Make it Personal with Prayer



Faith Skills

Hear from God

Pray to God

Talk about God

Live for God

What You Need:

☐ Bible marked at Psalm 145:3


Inclusive Pro-Tips

Encourage kids to participate in praying aloud to their comfort level. Give kids the option to whisper their response or reflect quietly.

What You Do

- Encourage the kids to sit with you in a circle.
- Give a kid in the circle the marked Bible, and invite them to read Psalm 145:3.
- Ask:
 - "Think back on today's Bible Story about Noah. What did you see about God's power?"
 - "What did you see about God's patience, love, or God's attitude toward sin?"
- Let several kids share their thoughts.
- Invite kids to participate in a call-and-response prayer.
- Begin praying, filling in the blanks with what kids share.

(Leader) "Dear God, thank You for being . . . (fill in with one of the qualities kids named)."

(Kids) "I can trust You even when I don't understand."

(Leader) "We can have faith because we know You are . . . (fill in the blank with something about God's character)."

(Kids) "I can trust You even when I don't understand."

(Leader) "When it's hard to trust You this week, remind us that ..."

(Kids) We can trust You even when we don't understand."

Close the prayer by thanking God for being so good and for loving us so much. Ask God to help the kids grow to trust Him more every day.