

# Small Group Leader Guide



## Supplies NOT Included in the Activity Bags

### 1. Take a Snapshot

- wall tape
- pencils

### 2. Bible Story Extension and Discussion Questions

- Butcher Paper- write Wisdomland = Honestland
- sticky notes
- pencils

### 3. Verses to Take with You

- phone timer

### 4. Make It Personal with Prayer

- optional: index cards

Pray for your group before they arrive -> Ask God to prepare the hearts of preteens who are walking through your door. Some are full of questions, some are ready to lead, some are just figuring things out. Thank God for the reminder that He saw something special in David, even when others didn't. He saw David's heart, full of love for Him. Thank God for seeing the same potential in every kid in your group! Pray that they would feel seen, known, and loved by God. Ask the Holy Spirit to help them lean into God's wisdom, even when they don't feel strong, important, or ready.

THIS MONTH



## Today's Bible Story

## David and the Psalms

Psalm 1:1-4

## Conversation Starter

## How do you know what's wise?

## Bottom Line

**If you want to be wise, focus on God.**

## Memory Verse

**"It is much better to get wisdom than gold. It is much better to choose understanding than silver."**

Proverbs 16:16 NIV



## Inclusive Pro Tips

This leader guide is designed to be inclusive of children with a disability who attend a group with their peers. See highlighted sections below for additional inclusive pro-tips. Check out the Special Needs Resource Kit for more ideas for adapting each segment.

# Take a Snapshot

## Application Activity



### Faith Skills

Hear from God

Pray to God

Talk about God

Live for God

### What You Need

- ☐ "Fast Pass" Activity Page
- ☐ Wall Tape
- ☐ Pens or pencils
- ☐ Sheets of paper with the Bible Verses written on them

### Inclusive Pro Tips



Offer a longer time to reread or personally reflect on the verse before discussing it with the group. Some kids need more time to process their thoughts before sharing aloud.

## What You Do

- Before you begin, tape the prepared cardstock signs around your group space.  
→ NOTE: If you can't tape them, place them on the floor.
- Give each kid one Fast Pass card from the "Fast Pass" Activity Page and a pen or pencil.
- Encourage the kids to write their names on their Fast Pass.
- Collect the pens or pencils.
- Invite the kids to read the verse on their Fast Pass.
- Direct them to go find the matching verse sign.  
→ NOTE: If you have a small group, combine verse signs and allow those kids to discuss their verses together.
- At each sign, instruct the kids to:  
→ Read the passage together.  
→ Discuss what they think the Scripture is saying.
- After several minutes, gather the group together. Read through each Bible reference, and invite the kid(s) who have that Scripture reference on their "Fast Pass" to share something they talked about.

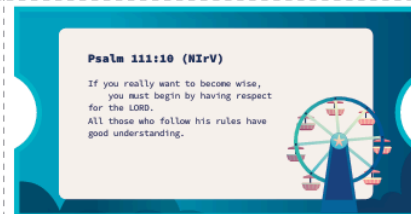
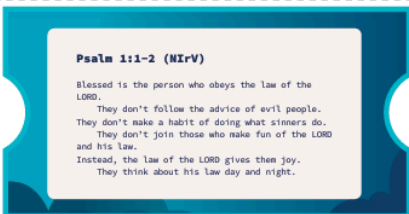
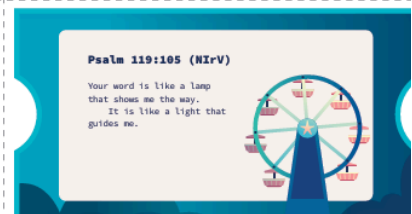
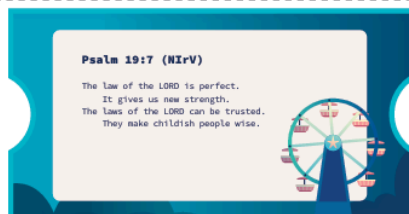
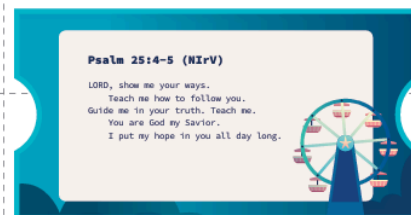
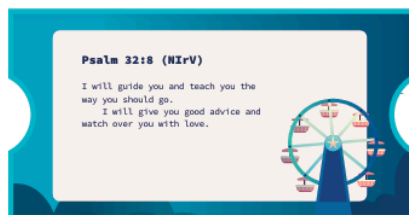
### Talk Together:

#### Explain:

→ "The world might throw different messages at us like what we should say, or how we should act. But God's Word always leads us to wisdom! God wants us to be wise, and He wants us to go through life well. So one of the reasons He gave us the Bible is so we can find wisdom!"

→ "Throughout your life, you can pause, ask God to show you His wisdom, and listen to the Holy Spirit to show you what the wise thing is to do. God wants to lead you through life well!"

→ NOTE: Each week, kids will receive a "Fast Pass." Encourage them to collect them and take them home!



# Bible Story Extension

Bible Story Review



## Faith Skills

Hear from God

Pray to God

Talk about God

Live for God

## What You Need

- ☐ "Psalm Excerpts" Activity Page
- ☐ Labeled butcher paper ("Wisdomland" = "Honestland")
- ☐ Wall tape
- ☐ Sticky notes
- ☐ Pencils or pens

## What You Do

1. Encourage the kids to sit in a circle.
2. Set the prepared posterboard in the middle of the circle.
3. Place the cards from the "Psalm Excerpts" Activity Page face-up around the poster board.
4. Make the tape accessible.
5. One at a time, encourage a kid to pick a card from "Psalm Excerpts" Activity Page, read the portion of the verse out loud, and tape it onto the poster board.
6. Continue in the same manner until all of the cards from the "Psalm Excerpts" Activity Page are taped to the poster board. (Encourage a different kid to read and tape each card to the poster board.)

### Imagine Together:

1. Say, "Look how honest David was with God! These are excerpts from some of the psalms he wrote and sang. In them, he shared his best moments—and his hardest. But through it all, David kept coming back to God for help.
  2. Once you've read all the verses from the psalms David wrote and attached them to the poster board, give each kid a sticky note and a pen/pencil.
  3. Invite the kids to write their own one-line "psalm" to God on a sticky note (A QUESTION, PRAISE, OR PRAYER).
  4. Then, invite the kids to post their sticky note on the poster board.
- (Encourage them to do more than one sticky note if time allows.)

### Psalm Excerpts:

- God, create a pure heart in me. (Psalm 51:10 NIV)
- My groaning has worn me out. All night long my tears flood my bed. (Psalm 6:6 NIV)
- 3. The LORD is my rock and my place of safety. (Psalm 18:2 NIV)
- 4. My enemies chase me. ... Deep down inside me, I'm afraid. (Psalm 143:4 NIV)
- Your word is like a lamp that shows me the way. (Psalm 119:105 NIV)
- LORD, why are you so far away? (Psalm 10:1 NIV)
- I can't forget my sin. ... [But] wash me, then I will be whiter than snow. (Psalm 51:3, 7 NIV)
- When I'm afraid, I put my trust in you. (Psalm 56:3 NIV)

### Talk Together:

#### Ask:

- What did you notice about David's words?
- Do you think David always felt wise or confident?
- What can we learn from how David turned to God no matter how he was feeling?
- Explain that one way they can be wise is by being honest with God and trusting Him to guide them.
- Encourage the kids that they can go to God with everything they're feeling, because He is a good God who cares and wants to help!

# Discussion Questions

## Bible Story Review



### Faith Skills

Hear from God

Pray to God

Talk about God

Live for God

### What You Need

→ No Supplies Needed

## What You Do

Ask the following:

1. God said that David was "dear to his heart" (1 Samuel 13:14 NIV).  
Why do you think David was so dear to God?
2. Since God valued His relationship with David, what kind of relationship do you think God wants to have with you?
3. What is something you can be honest with God about?
4. Why do you think going to God no matter what is wise?
5. What do you think it looks like in your life to go to God with everything?

### Inclusive Pro Tips



Be sensitive to kids who may need extra time to process their thoughts and respond. Be patient and create a safe space where everyone has a chance to share when they're ready.

Frequently check for understanding during discussion by asking questions like, "Can someone share in their own words what we're talking about?"

# Verses to Take with You

Memory Verse Activity

## Faith Skills

Hear from God

Pray to God

Talk about God

Live for God

## What You Need

- ☐ Bibles
- ☐ "Verse Scenarios" Activity Page
- ☐ Timer

## Inclusive Supplies:

- ☐ Whiteboard
- ☐ Dry-erase marker



## Inclusive Pro Tips

Write Proverbs 16:16 in large letters on a whiteboard and place it where all the kids can see. This can be helpful for visual learners!

## What You Do

1. Divide the group into two teams.
2. Give each team a Bible and direct them to look up this month's Memory Verse, Proverbs 16:16.
3. Use the Bible Navigation tips below to help kids find the verse.
4. Repeat the verse together several times.

### Play Together:

1. Place a stack of "Verse Scenarios" Activity Page cards face down in the middle of each group.
2. Explain how to play.
3. You will set a three-minute timer.
4. Before reading each scenario card, a kid from their team must recite Proverbs 16:16 from memory or with the Bible open.
5. Then, the team can pick up a scenario card and discuss as a group: → Is this wise or unwise choice?
6. Once they finish, they can move to the next card—but only after reciting the verse again!
7. When the time is up, the team that gets through the most scenario cards wins.

### Talk Together:

1. Explain to kids that God's wisdom is worth more than gold! Proverbs 16:16 reminds us that wisdom is more valuable than anything this world can offer.
2. God wants to give you His precious, precious wisdom, so you can go through life well. He wants you to make a wise choice in every scenario you face because He knows following His ways is the best way to live.
3. When we focus on God, we become wiser day by day!

### \*Finding verses with 4th-5th graders

1. Ask kids to tell you if the book of the Bible they're looking for is in the Old Testament or New Testament. If it's in the Old, instruct kids to flip slowly, starting at the front of the Bible and heading toward the back, until they find the book they're looking for. If it's in the New, instruct kids to start flipping from the back, going forward to find the book they're looking for.
2. When they find the book, explain that the big numbers on the page are the chapter numbers.
3. Once they find the chapter, explain that the small numbers are verse numbers. Tell kids to find the verse within the chapter they've already found.

Preteen

Small Group

October — Week 2

# Pray and Dismiss

Prayer Activity

Faith Skills

Hear from God

Pray to God

Talk about God

Live for God

## What You Need

- ☐ *Optional: Fast Passes from "Take a Snapshot" Activity (Application Activity)*
- ☐ *Optional: Index cards and pencils*



## What You Do

1. Gather the kids in a circle.
2. *Optional: Give each kid their Fast Pass from earlier, and give the kids some time to think about the Scripture on the card. Encourage them to pray to God silently.*
3. Invite the kids to share any prayer requests they might have.
4. *Optional: Provide index cards and pencils for kids who would rather write down their prayer requests than share them aloud.*
5. Encourage a kid to pray for the group!
6. Close in prayer.

*"God, thank You that You are wise and You want us to go through life wisely and well. Help us to pause, focus on You, and remember what we've learned in Your Word. Help us to follow Your voice above all. Help us to be honest with You in all things. We want to go through life with You! We love You so much, God. We pray these things in Jesus' name. Amen!"*

## Inclusive Pro Tips



Allow the kids to draw or doodle to God on the index card if that works best for the kids in your group.