



Ministry Leader Guide



Learn from God's Word

#01

Leader Notes

What do I need to know for this month?

04

Overview

What are we teaching this month?

05

Scope & Cycle

Where are we in this curriculum year?

07

Music

What music follows the Scope & Cycle?

08

Plan with Every Kid in Mind

#02

Getting Ready

What do I need to gather and do next?

12

Suggested Schedule

What order should the experience be in?

13

Activity Stamps

What do the "Made to..." stamps mean?

15

Build an Experience They'll Remember

#03

Create the Environment

How can I set up and theme the space?

17

APlay

How do I stream content?

19

Equip the Team

What do I send and share with my team?

20

Connect Beyond This Moment

#04

Social Media

How should I use social media?

22

Going Home/Parent Cue

How should I connect with parents?

25

Volunteer Appreciation

How can I encourage volunteers?

27

Music

APlay

Statement of Faith

User Agreement

Learn from God's Word.

Note to Ministry Leader

Christmas is such a special time of year. It's filled with wonder and excitement! There are so many things to see and do at Christmas that it's easy to miss what Christmas is all about. That's why we want to use shapes that preschoolers already know to help them remember the most important thing they will ever know: God gave us Jesus.

The shapes we're talking about this month are so much more than just hearts, squares, circles, and stars. They are fun ways to help preschoolers remember the true story of Christmas. Hearts remind us that "God loved the world so much that He gave his only Son" (John 3:16, GNT). Squares look like a gift, and Jesus is absolutely the best gift ever. Circles remind us of fluffy sheep, and God sent angels to announce His great gift to shepherds who were watching their sheep. Then God put a special star in the sky to lead wise men to come worship young Jesus.

Join us as we pray that Christmas will become a time when preschoolers and their families remember that God gave us Jesus. We hope they will begin to see reminders everywhere of the true story of Christmas.

HOW TO USE



This guide is your month-to-month home base. It's designed to give you clarity, confidence, and connection as you lead in ministry.

Start Here

Every month, start with this guide. Review what you already know and discover what's new with this month's theme and content.

Jump Around

Click through the Table of Contents to move through the document, then click the jump link in the bottom right-hand corner on any page to bounce back and repeat.

Circle Back

This guide is your working road map for every month. Navigating changes? Have questions? Need ideas? Look here first!



Inclusive Pro Tips

Look for this icon throughout your files to find intentional notes and ideas with every child in mind.

Safety Note

To create a safe place for all children, be sure to look for safety notes included throughout the curriculum. Make sure you print and display the "Allergy Alert Posters" outside each environment for parents to see at drop-off.

Monthly Overview

* MONTHLY BIBLE STORY FOR TODDLERS

Week	Bible Story	Bible References	Story Focus
1	The Angel and Mary	Luke 1:26-33, 38	An angel tells Mary about Jesus.
2	Jesus is Born*	Luke 2:1-7	Jesus is the best gift.
3	The Shepherds	Luke 2:8-20	The shepherds run to Jesus.
4	The Wise Men	Matthew 2:1-2, 9-11	The wise men follow a star to Jesus.

FOR
BABIES
SAY
↓

Key Question

How do we know God loves us?

Bottom Line*

God gave us Jesus.

Basic Truth

God loves you.

* FOR CRAWLERS AND TODDLERS → Say "you" instead of "me." It helps their comprehension!

"God loved the world so much that he gave his only Son."
John 3:16 GNT

Memory Verse Motions → find in the Prelude folder or on [Pinterest](#)

VERSE
MEMORY
VERSE
MEMORY

Weekly Summaries

Week	Bible Story	Summary
1	The Angel and Mary	God loves us so much that He sends an angel to a young woman named Mary with amazing news. The angel tells her not to be afraid, because she will have a baby—God’s Son—whose name will be Jesus. Mary is surprised but listens, and God’s great gift of love begins with this promise. <u>How do we know God loves us? God gave us Jesus.</u>
2	Jesus is Born*	Mary and Joseph travel a long way to Bethlehem, where Mary gives birth to God’s Son, Jesus. Mary wraps baby Jesus in cloth and lays Him in a manger. God loves us so much that God gave us Jesus! <u>How do we know God loves us? God gave us Jesus.</u>
3	The Shepherds	At night, shepherds watch their sheep near Bethlehem when an angel suddenly appears with joyful news: God’s Son, Jesus, has been born. The sky fills with angels praising God, and the shepherds hurry to find Jesus in the manger. Overjoyed, they tell everyone the good news. The shepherds praise God because God gave us Jesus. <u>How do we know God loves us? God gave us Jesus.</u>
4	The Wise Men	Wise men follow a special star that God places in the sky to lead them to someone very special. The star stops over a house, and inside they find young Jesus. Filled with joy, the wise men bow down, worship Him, and give Him precious gifts. <u>How do we know God loves us? God gave us Jesus.</u>

* MONTHLY BIBLE STORY FOR TODDLERS

Scope & Cycle

The Scope & Cycle document is your teaching road map, including theological foundations, phase research, and monthly overviews for the whole year.

FIND MY FILES 

Scope & Cycle is in the folder:

→ This Month

→ 01_Start Here

→ 01_Vision Casting

August



September



October




November



December



January



February



March



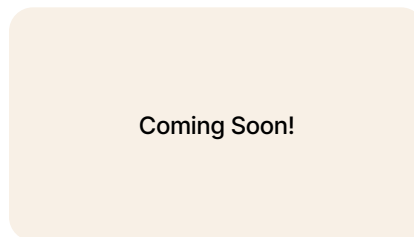
April



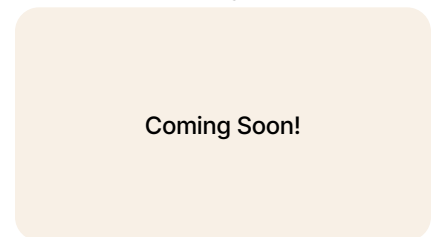
May



June



July



Orange Kids Music

[View Music Here ↗](#)

July

Monthly Song

Album: Live It Out

Love Like Jesus

Additional Song

Album: My Friend Forever

Come On With Me

August

Monthly Song

New Release!

What God Made

Additional Song

Album: All Good

All Good

September

Monthly Song

Album: Amazing

The Plans

Additional Song

Album: Love Like Jesus

Really Awesome Plan

October

Monthly Song

Album: Very Big Things

Super Duper Kid

Additional Song

Album: Never Better

Be Brave

November

Monthly Song

New Release!

I Wanna Thank You

Additional Song

Album: All Good

Just Wanna Thank You

December

Monthly Song

Single

Happy Birthday Jesus

Additional Song

Single

It's a Holy Night

January

Monthly Song

New Release!

The Bible Teaches Me the Best Things

Additional Song

Single

Important Things

February

Monthly Song

Album: Summer 2020

Jesus Loves Me Remix

Additional Song

Album: Love Like Jesus

Whole Lotta Bit

March

Monthly Song

Album: Amazing

Amazing

Additional Song

Album: Love Like Jesus

He is Amazing

April

Monthly Song

Album: All Good

I've Got a Friend

Additional Song

Album: Very Big Things

My Forever Friend

May

Monthly Song

New Release!

Jesus Loves Everybody

Additional Song

Album: Very Big Things / Amazing

Everyone Everywhere

June/July

Coming Soon!

Amazing Music Preschool Songs

Only On APlay ↗

November

I can celebrate God

Bottom Line & Scripture

I can thank God for everything.

"I will give thanks to the Lord with my whole heart." Psalm 111:1

Song Suggestions

If You're Happy and You Know It

*I've Got The Joy
(Down In My Heart)*

December

God gave us Jesus

Bottom Line & Scripture

God gave us Jesus.

"God loved the world so much that he gave his only Son." John 3:16

Song Suggestions

*Give Me Oil In
My Lamp*

Jesus Loves Me

January

*The Bible teaches me
the best things*

Bottom Line & Scripture

I can thank God for everything.

"I will give thanks to the Lord with my whole heart." Psalm 111:1

Song Suggestions

The B-I-B-L-E

*This Little Light
Of Mine*

February

Jesus loves me

Bottom Line & Scripture

Jesus loves me.

"Jesus said, 'Let the children come to me.'" Matthew 19:14

Song Suggestions

*His Banner Over
Me Is Love*

*Jesus Loves The
Little Children*

March

Jesus is amazing

Bottom Line & Scripture

Jesus is amazing!

"We have seen amazing things today!" Luke 5:26

Song Suggestions

*Jesus Loves
Even Me*

*My God Is
So Big*

April

*Jesus wants to be
my friend forever*

Bottom Line & Scripture

Jesus wants to be my friend forever.

"I have called you friends." John 15:15

Song Suggestions

*Give Me Oil In
My Lamp*

*I Have Decided
To Follow Jesus*

Amazing Music Preschool Songs

[Only On APlay ↗](#)

May

*Jesus cares
about everyone*

Bottom Line & Scripture

Jesus cares about everyone.

"How wide and long and high and
deep is the love of Christ."
Ephesians 3:18

Song Suggestions

*Come and Go
With Me*

Zaccheus

June

*Kingdom Quest: Seeking the
greatest treasure*

Bottom Line & Scripture

I can be a part of God's
Kingdom.

Matthew 6:33—
Put God's Kingdom first.

Song Suggestions

God Is So Good

*The Lord's
Army*

July

*Kingdom Quest: Seeking the
greatest treasure*

Bottom Line & Scripture

Jesus teaches me about God's
Kingdom.

Matthew 6:33—
Put God's Kingdom first.

Song Suggestions

Fishers of Men

*The Birds Upon
the Tree-Tops*

**Plan with
every child
in mind.**

Getting Ready

Build your to-do list from action items found in this guide.

#01 Learn from God's Word

- ☐ Look through the Ministry Leader Guide (this document)
- ☐ Customize content through curriculum Word Documents
- ☐ Explore ideas on the [First Look Pinterest](#)

#02 Plan with Every Kid in Mind

- ☐ Review the suggested schedules and note any changes
- ☐ Use the activity stamps to select activities for Social and Groups from the Small Group Leader Guide

#03 Build an Experience

- ☐ Create your environment
- ☐ Review and publish APlay playlists
- ☐ Source the props and supplies needed for the Small Group activities and Large Group
- ☐ Print the activity pages needed for the Small Group activities
- ☐ Send emails and documents to equip leaders and volunteers

#04 Connect Beyond This Moment

- ☐ Plan and schedule social media
- ☐ Print the Parent Cue cards or schedule the Mailchimp email
- ☐ Send encouragement to volunteers

Suggested Schedule

→ Leader

Before

What you do
beforehand

Prelude

Setting the tone for the experience

You'll find a variety of other resources to help you prepare in the Prelude folder.

Small Group

Preschoolers divided
into smaller groups with
a consistent leader

Social (15 minutes)

Providing time for fun interaction

Offer activities as preschoolers arrive.

Large Group

All preschoolers and
leaders together

Worship (10 minutes)

Inviting preschoolers to respond to God

Story (10 minutes)

Communicating God's truth in engaging ways

Engage preschooler's hearts through a dynamic and interactive Bible Story, Worship, and prayer experience in a Large Group setting.

Small Group

Preschoolers divided
into smaller groups with
a consistent leader

Groups (25 minutes)

Creating a safe place to connect

Offer as many of these activities as your time, facilities, resources, and leadership allow.

After

What you do
afterwards

Home

Prompting action beyond the experience

You'll find a variety of resources to share in the Home folder.

Suggested Schedule

→ Experience

Monthly documents and APlay playlists follow the same suggested schedule.

If the order changes, remember to:

- Let leaders and volunteers know the update
- Reorder APlay to match at joinamazing.com

Segment	What You'll Find	What You Do
Social 15 minutes Providing time for fun interaction	Includes activities as preschoolers arrive. This time encourages preschoolers to enter the classroom and engage with peers and Small Group Leaders by providing fun, age-appropriate, hands-on activities that introduce new concepts they will hear in the Bible Story.	→ Plan for as many of the activities as possible. → Review the Small Group document for props and supplies needed.
Worship 10 minutes Inviting preschoolers to respond to God	We recommend worship songs that amplify teaching content for the month. We've created these songs to be developmentally appropriate, incorporating simple, direct language, fun dance movements, and upbeat, current arrangements. Songs are preloaded into APlay and available for purchase at store.thinkorange.com .	→ Recommendation: Have a Worship Leader and live instruments to sing along with the music tracks. → Encourage small group leaders to model what it means to worship by participating in worship using words and motions and encourage children to follow along. → Share music links with parents so they can stream them at home or in the car.
Story 10 minutes Communicating God's truth in engaging ways	Includes various methods of storytelling to engage every kid as they learn about God's Big Story and the part they can play in it. This time encourages kids to be active participants in their faith and not just bystanders.	→ Choose an engaging adult to tell the Bible Story. This person should be able to command the attention of preschoolers through animated storytelling. These scripts are written to be "told" and not "read." Advance preparation is necessary.
Groups 25 minutes Creating a safe place to connect	Includes activities written to reach every learning style. These activities will reinforce the Bottom Line introduced during the Bible Story and help kids apply it to real-life experiences.	→ Plan for as many of the activities as possible. → Review the Small Group document for props and supplies needed. → You may want to lead one activity at a time. Or offer two activities at once and allow half the children to participate in each. Then switch groups and repeat the activities.

Activity Stamps

Every kid is made uniquely by God, and wired to learn differently in every phase. That's where Activity Stamps come in!



An activity that uses a preschooler's natural desire to move to help them learn



An activity that encourages preschoolers to follow guidelines while having fun and learning new concepts



An activity that channels a preschooler's innate curiosity into a discussion of the week's crucial concepts



An activity that lets preschoolers pretend, imagine, and role play to enhance their learning



An activity that allows preschoolers to review the Bible story, bottom line, or memory verse by creating a craft



An activity that encourages personal application and prayer



An advanced activity specifically designed for older preschoolers

Learn More

Activity Stamps help you create intentional moments that meet kids where they are developmentally, emotionally, and spiritually.

Whether kids are moving, creating, building, sharing, or imagining, each stamp shows how the activity is designed to help kids engage with God's Word in a way that sticks. They also ensure variety and balance in your time together.

How to Use

So as you plan, try mixing it up! You'll see an assigned Activity Stamp listed with each activity to show you how it's designed to engage kids best.

One week you might do a "Made to Move" activity, and the next week might be "Made to Create." Both help kids connect with God in meaningful ways.

Using a variety of stamps throughout your time helps every kid feel seen and gives them a chance to connect with God's Word in a way that makes sense to them.

**Build an
experience
they'll
remember.**

Create the Environment

General Tips

Declutter your environment.

While the relationships are what matter, a cluttered space is less inviting.

Store toys out of sight and out of mind.

It is difficult to engage a preschooler when their favorite toy is nearby.

If you share space with a preschool, develop a strong relationship with the preschool and preschool teachers.

Don't let space become a source of contention. If possible, work together to sew fitted covers for toy shelves that slip over the top of the shelf. (Think BBQ grill covers.) Choose fabric in neutral colors or match the wall color so the covered shelves blend into the background. Ask the preschool to cover everything before they leave on Friday, and ask your volunteers to uncover everything before leaving on Sunday. Set each other up for success.

Display the Theme Art, Bottom Line, or Memory Verse in photo frames at check-in so parents know what their child is learning.

Each month the Environment Art has printable elements from the theme art to help you extend the theme throughout your environment.

You can find it in the Prelude folder.

- 01_Prelude
- 03_EnvironmentImages
- 03_ThemeArt_Environment

You don't have to go all out, but even little touches go a big way!

Think theme art colors or utilizing your screens if you have them.

Tips for This Month

Use these ideas as starting point to bring the theme to life in your space.

Christmas Shapes

Check the theme art for our Christmas shapes that help tell the story.

- Heart-shaped angel: comes with a message of love that God is sending His Son Jesus.
- Square: Jesus is the best gift of all.
- Circle sheep: humble shepherds shared the story of Jesus' birth with everyone.
- Star: appeared to lead the wise men to a young Jesus so they could worship Him.

Nativity Art

- In addition to the Environment Art, there will be Nativity art in the Christmas Extras folder that you can use to decorate.

Font

- The titles in theme art are typically hand-drawn letters. Similar fonts can be found online: [Baddie](#) and [Suburbia](#).

Need Ideas?

Connect with our team and other ministry leaders for more content.

Pinterest

bit.ly/FL_ChristmasShapes

Facebook

bit.ly/FL_Partners

Spotify

bit.ly/FL_MusicPlaylist

Hashtag

#FLChristmasShapes

Create the Environment

January → Book Fair

Preschoolers will read a lot of books, but the Bible is special because it teaches us the best things. Decorate with life-size books. You can even print the Story Images to go inside these books to help preschoolers see the wonderful story God tells us of His love for us.

February → Sweet Treats

Nothing is sweeter than Jesus' love! Create life-size lollipops and large candies and cakes with pool noodles, and don't forget to add some hearts and the Bottom Line.

March → All Star

March is all about Jesus' miracles because Jesus is amazing! Decorate with trophies with Jesus' name on them and props that represent the miracles. Consider changing to your April decorations a week early for Palm Sunday (the last week of March) to make Holy Week a little easier.

April → Hip Hip Hooray

Decorate for a party to celebrate Jesus and what He has done for us. Latex balloons are a serious choking hazard so decorate with mylar balloons by inflating them with air and taping them to the wall. Hang streamers and colorful bunting. Use the Easter Extras art to create an empty tomb.

May → Hats Off

We love our community helpers because they care for their community, and we want preschoolers to know that Jesus cares about EVERYONE! Consider taking pictures of your families, people from your church, and buildings in your community (schools, grocery store, library, etc.). Display those pictures in hearts to help your preschoolers see that Jesus cares for everyone. And don't forget you can decorate with community helper hats using the Environment Art.

Introducing APlay

Welcome to instant access to your curriculum media. No downloads. No hassle.

APlay is an all-in-one media organization and presentation tool, free with your curriculum subscription! Experience all of your Orange Curriculum media assets, now pre-built and fully customizable. No more sorting through multiple download folders. APlay is free with your curriculum subscription and packed with features to help your weekly experience run smoother.

APlay gives you more time to focus on what truly matters — more ministry, less media management with Apple TV and web browser streaming options.

How to Get Started

- **First time?** Sign up at JoinAPlay.com using the same primary email and password for your Orange Curriculum subscription.
- **Returning?** Sign in at JoinAmazing.com. You'll find it pre-loaded with all the media content in your subscription.
- **Questions?** Reach out to Customer Care or your dedicated Orange Specialist.

KEY FEATURES



Seamless Media Playlists

Display curated playlists or create your own.



Custom Content Integration

Upload and organize your church media, including worship videos.



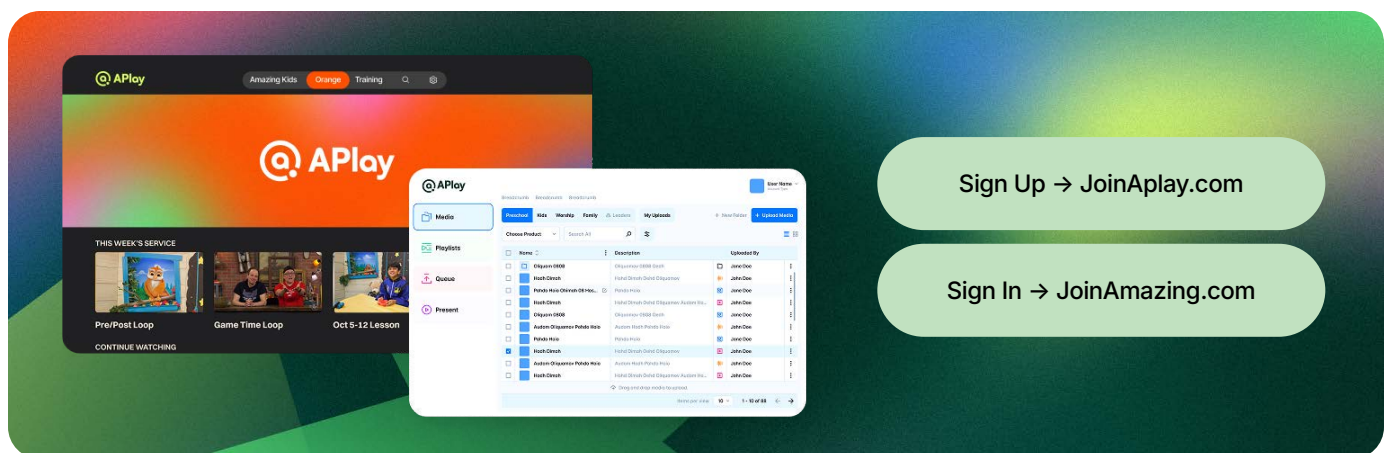
Pre-Built Playlists

Access Orange Curriculum playlists tailored for your needs.



AppleTV Compatibility

Enjoy preloaded curriculum content ready for use.



Sign Up → JoinAPlay.com

Sign In → JoinAmazing.com

Equip the Team

Communicate Early

Send any files and information a leader may need early enough for them to plan.

Large Group Leaders

- ☐ Send the Large Group Leader Guide

Small Group Leaders

- ☐ Send the Small Group Leader Guide
(Mailchimp templates are provided for easy access!)
- ☐ Share which Group Activities were selected

FIND MY FILES

Weekly leader guides are found in their respective folders:

Groups

- Small Group
- Large Group



Amazing Kids Worship

In the Large Group Leader Guide, we've suggested worship songs from Amazing Kids Worship.

We've created these songs to be developmentally appropriate for preschoolers, incorporating simple, direct language, fun dance movements, and upbeat, current arrangements.

We've chosen these specific songs that amplify our teaching content for this month. We recommend that you use these songs as scripted below, or combined with other popular worship songs that your kids know and love.

Songs can be found on [APlay](#) and for purchase at store.thinkorange.com.

**Connect
beyond
this
moment.**

Social Media

This guide provides consistency while allowing room for creativity. Keep engaging, keep encouraging, and keep building faith in the next generation!

Weekly Strategy

What to post and caption each day.

Management Strategy

What content to feature and engage directly with Parents.



Automate Scheduling

Use scheduling tools like Canva or Hootsuite to automate posts. Pro-tip, they both have nonprofit account options!

Ask Questions

Encourage comments and interactions by asking engaging questions.

Stay Present

Monitor direct messages and comments to foster community engagement.

Customize Content

Adapt posts to fit your ministry's unique needs.

Social Media Weekly Strategy

Day	Content	Direction	Caption Suggestion
Monday	Parent Cue Equip parents with a practical conversation starter or activity to reinforce what kids are learning.	Grid Post + Caption Post a Parent Cue image from the series art.	<i>Hey, parents! Here's a conversation cue for this week. Take a moment to connect with your child at [Meal Time/Morning Time/Drive Time/Bed Time]. For more cues, check out the Parent Cue App!</i>
Tuesday	Ministry Highlight or Testimonial Share a win or highlight from your kids' ministry to encourage engagement and build community.	Grid/Reel Post + Caption Post a photo or video from your team.	<i>"We love seeing kids grow in their faith! This week, [Kid's Name] shared how they applied what they learned at church. Share in the comments a recent win you've seen with your child."</i>
Wednesday	Bottom Line or Key Question Provide a midweek reminder of what kids are learning and encourage families to reflect.	Grid Post + Caption Post a bottom line or key question image from the series art.	<i>"This week, we learned that [Insert Bottom Line]. How can you put this into action today?"</i>
Thursday	Volunteer Appreciation or Behind-the-Scenes Recognize and celebrate your volunteers to build community and cultivate a positive ministry culture.	Grid/Reel Post + Caption Post a photo or video from your team of a volunteer or from behind-the-scenes.	<i>"Shoutout to [Volunteer's Name]! They help create a fun and meaningful experience for kids every week. Drop a thank-you note in the comments!"</i>
Friday	Memory Verse or Worship Song Highlight Reinforce scripture memory or introduce the worship song kids are learning.	Grid/Reel Post + Caption Post the verse graphic from the series art or a short (30 sec.) video of worship from your team.	<i>"This month's memory verse: [Insert Verse Reference] Take time to memorize this as a family and remind each other of God's truth!"</i>
Saturday (Optional)	Service Photos or Videos Create engagement by creating spontaneous posts, fun polls, or engaging questions.	Grid/Reel Post + Caption Share a photo or video from service. Bonus if you post a carousel!	<i>What's your favorite Bible story?</i>
Sunday	Weekly Recap Summarize what was taught in church that week and encourage families to continue the conversation.	Grid/Reel Post + Caption Post a carousel of photos and videos from your team.	<i>"This week, we explored [Bible Story/Theme] and learned [Key Lesson]. Keep the conversation going at home by watching this recap on [Parent Cue App/Website]!"</i>

Social Media Management Strategy

Monthly Features (Pinned Posts)



Memory Verse of the Month (Image included in Series Art)

This month's memory verse: [Insert Verse]. Let's commit to memorizing this together as a family!



Ways to Get Involved (Volunteer Call-to-Action)

Want to make an impact? We're looking for amazing volunteers to join our kids' ministry team! Sign up today to be part of something special.



Monthly Theme Overview Carousel (Image & Video)

This month in kids' ministry, we're diving into [Theme Name]. Join us each week as we learn how God is working in our lives!



Upcoming Events & Announcements

Mark your calendars! [Event Name] is coming up on [Date]. We can't wait to see you there!

POV Content Prompts (Point of View)

About POV

POV-style video to directly engage parents and spark conversation. Encourage parents to comment, tag friends, and share their own experiences to increase engagement on these posts!

Permissions

Make sure you have obtained permission from the child's guardian before posting any videos or images. A Photo/Video Release form is a great tool for this.



POV: When kids surprise us with their wisdom

Video of a child explaining a Bible story in their own words, with a caption: *"Sometimes, the best teachers are the kids themselves! What's something your child has taught you about faith?"*



POV: Sunday morning chaos getting to church

Fast-paced, funny clips showing the behind-the-scenes rush of a family trying to get out the door for church. Caption: *"If this is you every Sunday morning, you're not alone! Tag a parent who can relate!"*



POV: When a child remembers the memory verse before you do

A playful skit where a child corrects a leader on the memory verse. Caption: *"Who else has been called out by a kid for not knowing the memory verse? 😂"*



POV: When kids randomly start singing the worship song from church

A child joyfully singing a worship song in the car or at dinner. Caption: *"Worship doesn't stop on Sundays! What's your child's favorite worship song right now?"*

Going Home

Encourage leaders and volunteers to connect parents with what happened in preschool world today. Take time to communicate what preschoolers learned so that parents can continue the learning at home.

01 Get Ready

- Prep Parent Cues by printing or scheduling an email
- Print the Going Home PDF for leaders and volunteers

02 Equip Your Team

- Set any take-home creations where you or parents can get them easily
- Set Parent Cues out where parents can find them

03 Remind Your Team

- Greet parents at the door and tell them what preschoolers are learning this month
- Encourage parents to repeat the bottom line at home and use activities found in Parent Cue to reinforce what they are learning at church
- Hand parents any take-home creations, Parent Cues, and anything else relevant (like Babies Check-Out)

Parent Cue

Parent Cue is your direct-to-parent strategy. Along with Parent Cue handouts and emails found in your curriculum files, the Parent Cue App connects you to parents and families all week long.

The Parent Cue App is free to download and includes content that aligns to the curriculum schedule. Unlock more features and content with church customization or an individual subscription.

Church Customization

Deliver weekly curriculum content, empower parents, and centralize your communication in a customizable app.

With customization, you can edit and add your own content for parents. Keep all your church's most important information in one easily accessible location, right on every parent's phone.

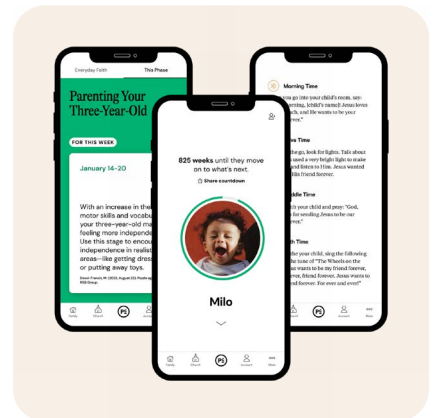

Get Started → orangeapps.church/choose-plan

Parent Subscription

The Parent Cue App includes an option for in-app subscription. Parents will find additional weekly cues, monthly resources, and yearly phase content to help them be the parent they want to be.

Tell Parents More → parentcue.org/app

FOR PARENTS
↓



Volunteer Appreciation

Everyone loves to know that they are loved and appreciated! What better way to appreciate your volunteers than with some fun, meaningful, and engaging events and resources?

The Volunteer Appreciation document provides you with various ways to engage your volunteers all year long with:

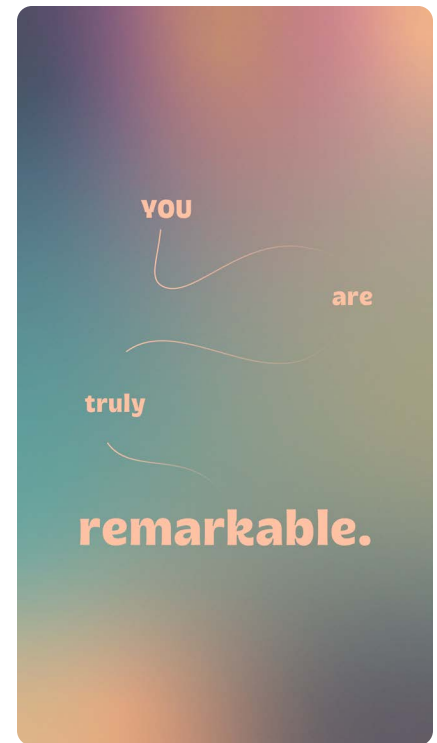
- 5 Budget Friendly Ideas
- 5 Semi-budget Friendly Ideas
- 2 Go All Out Ideas
- Book Resources List

No matter what you choose to do, we hope that your volunteers feel poured into as they continue to serve in your ministry.

FIND MY FILES

The guide, postcards, and phone backgrounds are in the folder:
Start Here (Prelude)
→ 04_Volunteer Appreciation

REFERENCE



Statement of Faith

About God

There is one, and only one, living and true God, existing in three persons: Father, Son, and Holy Spirit. God is just, powerful, good, and holy. God is infinite in love. Through love, God creates, sustains, suffers, judges, rescues, liberates, redeems, reconciles, and reigns.

About Jesus

God became human in Jesus of Nazareth. Jesus was conceived by the power of the Holy Spirit, born of the virgin Mary, suffered, was crucified, died and was buried. He descended to the dead, and on the third day He rose again. He ascended into heaven, and will come again to judge the living and the dead. The death and resurrection of Jesus offers redemption for humanity and the world.

About The Holy Spirit

The Holy Spirit is the third person of the Trinity, the fully divine Spirit of God, whose present activity is to guide, to convict, to comfort, to transform, and to strengthen. The Spirit bestows gifts, and cultivates the character and mind of Christ in believers for use in and through the Church.

About The Bible

The Holy Scripture was written under the divine inspiration of the Holy Spirit. It is accurate, reliable, and authoritative. It is the primary authority for all Christian faith and practice. The Scripture reveals the character of God, the nature of humanity, and the primacy of Jesus.

About Salvation

Jesus, being fully God and fully human, was born, lived, died, and rose again. It is only through Christ Jesus that humanity can find complete forgiveness, reconciliation, and wholeness. Anyone who accepts the free gift of salvation made possible through Christ Jesus is welcome into the Kingdom of Heaven now and forever.

About People

All people are made in God's image, and like God, have the capacity to love, to care, to communicate, and to create. All people have sinned and fallen short of God's glory. The fall of humanity distorted creation and separated all people from God. Because of the fall, humans often feel isolated, angry, inadequate, ashamed, or overwhelmed by the constant awareness that all is not as it should be.

About The Church

The Church is the body of Christ, an extension of Christ's life and ministry in the world today. It includes the redeemed of all ages, races, genders, and nations. Because of Jesus, with the guidance of the Spirit, believers are invited to participate in the work of the Church. Jesus prayed for unity in the Church, and our Christian unity gives evidence of God to every generation.

User Agreement

The Amazing Life Foundation gladly grants permission to churches, schools and other licensees to tailor First Look® materials to fit their unique leadership requirements, locale, and format preferences. However, if you wish to edit the content substantively, including teaching scripts, small group guides, and any other content in which biblical principles and concepts are presented, you are obligated to do so within the doctrinal guidelines we've expressed in our Statement of Faith.

These resources are intended to be downloaded and printed for use by the subscribing entity only and may not be electronically transferred to or duplicated by other non-subscribing entities. Any unauthorized reproduction of this material or incorporation into a new work—including podcasts or video of this content—is a direct violation of U.S. copyright laws.

Copyright

First Look® and the First Look® logo are trademarks of Amazing Life Foundation.

Scripture marked "NirV" is taken from the NEW INTERNATIONAL READER'S VERSION®. Copyright © 1996, 1998 Biblica. All rights reserved throughout the world. Used by permission of Biblica.

Scripture marked "NIV" is taken from THE HOLY BIBLE, NEW INTERNATIONAL VERSION®, NIV® Copyright © 1973, 1978, 1984, 2011 by Biblica, Inc.® Used by permission.

All rights reserved worldwide. Scripture quotations marked NCV are quoted from the Holy Bible, New Century Version, Copyright © 2005 Thomas Nelson. All rights reserved.

Curriculum for every kid at every age.

Find more world-class content for your ministry, from birth to graduation.

Learn more at → JoinAmazing.com/Preschool

Elementary
Kindergarten-5th Grade

252 Kids

Middle School
6th-8th Grade

XP3 Middle

High School
9th-12th Grade

XP3 High

Special Needs
Preschool & Elementary

EveryChild