

3-5s | W3

Small Group (15 minutes)

Social: Providing time for fun interaction

That's a Wrap

Anytime, Anywhere, Anything

Shaking Ground

Large Group (20 minutes)

Worship: Inviting people to respond to God

Story: Communicating God's truth in engaging ways

Worship

Bible Story

Prayer

Small Group (25 minutes)

Groups: Creating a safe place to connect

Emotions

Paul and Silas Move

Prayer Time

Emotions Flying High

Finish the Story

Journal and Prayer

Home: Prompting action beyond the experience

Going Home

Memory Verse Card

Parent Cue Card (print or email)

Parent Cue App and ParentCue.org

*Allergy Alert



Bible Story

Paul and Silas • Acts 16:16-40 | I can pray to God.

Key Question

What does the Bible teach you?

Bottom Line

The Bible teaches me the best things.

Memory Verse

"Your word is truth" (John 17:17 NIV).







5 min

Social

5 min

That's a Wrap | Made to Move

What You Need

	Board books	6
	Preschool Bible	1
	Wrapping paper in 4-7 different colors	Several
	Scissors	1
	Clear tape	Several
	Option: Use large construction paper in different colors in place of the wrapping paper	Several

What You Do:

Before the Activity: Wrap each book, including the Bible, in a different-colored piece of paper and set them out in the room. Remember which color paper the Bible is wrapped in.

During the Activity: Ask one or a pair of friends to go find a specific color book, unwrap it, and tell everyone what their book is about. Repeat with the other colors, saving the Bible for last.

After the Activity: Introduce the Bible Story.

What You Say:

Before the Activity: "Friends, I have some books spread around the room, and I need your help collecting them. They're wrapped in different-colored papers. Will you help me?" *(Pause for responses.)* Great!"









During the Activity: "[Child's name(s)] go get the [color] book. *(Pause.)* Great job! Now unwrap your book and tell us what it's all about. *(Pause.)* Oh, I like that book it teaches us about *(say what book is about)*. "[Child's name(s)] go get the [color] book. *(Continue until all the books but the Bible are collected and unwrapped.)* Okay friends! Let's all go and get the last book together. We need to find the [color] book. Let's go! *(Pause.)* Hooray! We found it. Help me unwrap the book. *(Pause.)* Oh wow, what book is this? *(Pause for responses.)* Yes, it's the Bible! I love the Bible because it teaches me the best things."

After the Activity: "These books teach us lots of neat things, but the Bible *(hold up the Bible)* teaches us the BEST things!"

Transition: Move to Worship and Story by making two thumbs up because the Bible teaches us the best things!

Finish the Story | Made to Create

What You Need

	"Finish the Story" Activity Page	1
	11-inch by 17-inch paper	1
	Crayons or washable markers	Several
	Glue sticks	Several
	Safety Scissors	1
	Permanent Marker	1
	Adaptive crayons (Optional)	Several
	Jumbo glue sticks (Optional)	Several



EveryChild Tips

EveryChild Tips:

- Provide adaptive crayons and jumbo glue sticks.

What You Do:

Before the Activity: Enlarge and copy "Finish the Story" on 11-inch by 17-inch paper, one per child. Write each child's name on their paper.

During the Activity: Encourage children to color their pictures and cut each one out. As you retell the Bible Story, ask children to glue their pictures to the correct spaces.

After the Activity: Connect the Bottom Line to the Bible Story.

What You Say:

Before the Activity: "Come sit at the table with me and let's create some story art!"

During the Activity: "Today, we learned about Paul and Silas and how they prayed to God anytime and anywhere. Let's color the pictures on the side of your paper. (Pause.) Great job coloring! Now take a pair of scissors and cut along those dotted lines. (Help as needed.) Okay, now let's talk through the story, and I'll tell you where and when to add each picture. Ready? Paul and Silas went around and told everyone everywhere that Jesus wanted to be their friend forever. This made some people so upset they put Paul and Silas in jail. Find your picture of Paul and Silas in jail. (Pause.) Find the square with the number one (point), rub some glue on it, then press your picture down. (Pause.)

"Paul and Silas knew that God still loved them, even though they were in jail, and they could pray and talk to God anywhere and at any time. Find your picture of Paul and Silas praying. (Pause.) Find the square with the number two (point) rub some glue on it, then press your picture down. (Pause.)

"While Paul and Silas were praying, the ground began to shake and the doors to the jail flew wide open! Find your picture of Paul and Silas in jail with the door wide open. (Pause.) Find the square with the number three (point), rub some glue on it, then press your picture down. (Pause.)




"Paul and Silas didn't leave; they chose to stay at the jail to tell the guard that God loves him and that Jesus wants to be his friend forever. Then the guard decided to love God and follow Jesus, too. Find your picture of the guard holding the keys. (Pause.) Find the square with the number four (point), rub some glue on it, then press your picture down. (Pause.) Great job! Now you have a piece of story art!"

After the Activity: "Paul and Silas knew they could pray and talk to God anytime, anywhere, and about anything. We can pray to God anytime, anywhere, and about anything too! The Bible has God's words in it, and the Bible teaches us the BEST things! **What does the Bible teach you? [Bottom Line] The Bible teaches me the best things."**

5 min

Journal and Prayer | Made to Reflect

What You Need

-  Bible 1
-  Journal 1
-  Fun-shaped pen 1

What You Do:

Before the Activity: Lead the children to your Small Group spot by shaking like an earthquake.

During the Activity: Review the Bible Story and Memory Verse Hand Motions.

After the Activity: Pray with children using the list you made in the journal.

What You Say:

Before the Activity: "It's Small Group time! Today, let's walk to our Small Group spot. and shake our bodies like an earthquake. Ready. Set. Go! (*Shake your body as you lead the children to your Small Group spot.*) Woah. That was fun! Now, let's sit down so we can talk about today's Bible Story. One, two, three, sit down with me!"

During the Activity: (*Open the Bible and lay it in front of the children.*) "In our Bible Story today, Paul and Silas prayed and talked to God, even when they were in jail. Then, after the ground shook and the doors to the jail opened, Paul and Silas chose to stay and tell the guard that Jesus wanted to be his friend forever, too! Paul and Silas knew that God loved them, and that they could pray and talk to God anytime, anywhere! We can pray and talk to God anytime and anywhere, too!"

"We're learning a Bible verse to help us remember that what the Bible teaches us is true. Our verse says, 'Your (*point up*) word (*open hands like a book*) is truth,' (*move index finger forward from mouth*) John 17:17 (*open hands like a book*). Let's stand up and say that together. 'Your (*point up*) word (*open hands like a book*) is truth,' (*move index finger forward from mouth*) John 17:17 (*open hands like a book*). I'm so glad we have the Bible to teach us the best things! **What does the Bible teach you? [Bottom Line] The Bible teaches me the best things.**"

"Now let's sit down so we can write in our prayer journal and talk to God. (*Open journal.*) Since Paul and Silas knew that they could pray and talk to God anywhere, we are going to make a list of places we can pray to God. When I say your name, tell me one place you can pray and talk to God, and I will write it in our journal. (*Remember to print as you write in the journal, so the children can recognize their names and the letters.*)

After the Activity: "This is a great list of places we can pray to God! (*Hold up journal.*) Would anyone like to pray before I pray? (*Give each child who wants to pray the opportunity to do so.*) Dear God, thank You for giving us the Bible to teach us what is true. Thank You that we can pray and talk to You when we are at (*read the list the children made*). We love you, God. In Jesus' name, Amen."