

3-5s | W1

Small Group (15 minutes)

Social: Providing time for fun interaction

Where's Jesus?

What's in the Bag?

Ways to Talk

Large Group (20 minutes)

Worship: Inviting people to respond to God

Story: Communicating God's truth in engaging ways

Worship

Bible Story

Prayer

Small Group (25 minutes)

Groups: Creating a safe place to connect

Memory Verse with Motions

Bible Memory Match

Who Said It?

Run to the Book

Young Jesus in the Temple

Journal and Prayer

Home: Prompting action beyond the experience

Going Home

Memory Verse Card

Parent Cue Card (print or email)

Parent Cue App and ParentCue.org

*Allergy Alert



Bible Story

Young Jesus • Luke 2:41-52 | I can talk about God to others

Key Question

What does the Bible teach you?

Bottom Line

The Bible teaches me the best things.

Memory Verse

"Your word is truth" (John 17:17 NIV).






5 min

Social

5 min

Where's Jesus? | Made to Move

What You Need

	"Where's Jesus?" Activity Page	8
	Cardstock	8
	Painter's tape	1
	Scissors	1
	Circle stickers (Optional)	Several

What You Do:

Before the Activity: Copy "Where's Jesus?" on cardstock and cut eight per Small Group. Hide the pictures of Jesus in various places in the room.

During the Activity: Encourage children to move around the room helping you find Jesus. When you find Jesus, clap and cheer. Repeat until you've found all the pictures of Jesus.

After the Activity: Introduce the Bible Story.

EveryChild Tips:

- Mark the hiding spots with circle stickers for visual supports.
- Offer crawling, pointing, or wheelchair-friendly locations to explore.

What You Say:










Before the Activity: "We're going on a Jesus hunt! Let's see if we can find all the pictures of young Jesus in the room."

During the Activity: "Do you think Jesus is hiding by the animals? Or by the snacks? Or maybe over by the teachers? Let's look and find Jesus! *(Pause for children to look around the room.)* Wow! You found Jesus! Hooray! Say I found Jesus! *(With children.)* I found Jesus! Let's look around some more and see if we can find another picture of young Jesus. *(Pause for children to look around the room.)* You found Jesus! Hooray! Say I found Jesus! *(With children.)* I found Jesus! *(Continue until you find all the Jesus pictures.)* Great job looking for Jesus, you found all the pictures of young Jesus.

After the Activity: "Today we'll hear a Bible Story about when Jesus was only 12 years old and got separated from Mary and Joseph, but do you know where He was? Let's find out in our Bible Story."

Young Jesus in the Temple | Made to Create

What You Need

	"Young Jesus in the Temple" Activity Page	1
	"Temple Crowd" Activity	1
	Cardstock	1
	Crayons or washable markers	Several
	Glue sticks	Several
	Scissors	1
	Permanent Marker	1
	Adaptive crayons (Optional)	Several
	Jumbo glue sticks (Optional)	Several

What You Do:

Before the Activity: Copy "Young Jesus in the Temple" on cardstock, one per child. Copy "Temple Crowd" on cardstock and cut one cutout per child. Write each child's name on their paper.

During the Activity: Encourage children to color their "Temple Crowd" picture, then help position their picture over Jesus. Place a piece of tape along the left-hand side. Then press down over the picture of Jesus.

After the Activity: Connect the Bottom Line to the Bible Story.

EveryChild Tips:

- Provide adaptive crayons and jumbo glue sticks.

What You Say:

Before the Activity: "Hey friends, come sit at the table and let's make a story picture to help us remember today's Bible Story."




During the Activity: "Look, there's Jesus talking at the temple. Color both of your pictures. (Pause.) Great! Take your people picture and run your glue stick on this fold right here. (Demonstrate.) Great! Now, let's cover Jesus with the crowd. (Pause.) Mary and Joseph looked over here, and over there, behind these people, around those people, until they finally found Jesus. Look at your paper and gently lift the crowd to look behind it. There's Jesus. We found Him! Yay!"

After the Activity: "When Mary and Joseph found Jesus, He was talking to a lot of grown-ups about God, and they were listening! They were amazed by what He said because He was only 12 years old. The Bible teaches us that we can talk about God with our friends, our family, and our neighbors! We can talk about God at home, at a party, and at church! We can talk about God just like Jesus did! The Bible has God's words in it, and it teaches us the BEST things! **[Bottom Line] The Bible teaches me the best things. What does the Bible teach you? [Bottom Line] The Bible teaches me the best things.**"

5 min

Journal and Prayer | Made to Reflect

What You Need

-  Bible 1
-  Journal 1
-  Fun-shaped pen 1

What You Do:

Before the Activity: Have a dance party as you walk with the children to your Small Group space. Sit down and gather the children around you.

During the Activity: Open your Bible to John 17:17. Review the Bible Story and Memory Verse Hand Motions. Then, encourage the children to help you make a list in the journal of people they can talk about God with.

After the Activity: Pray with children using the list you made in the journal.

What You Say:

Before the Activity: "It's Small Group time! Today we're going to pretend we're at a special party. Show me your best party dance moves. (*Dance as you lead the children to your Small Group spot.*) Great dancing! Now we can sit down and talk about today's Bible Story. One, two, three, sit down with me!"

During the Activity: (*Open the Bible and lay it in front of the children.*) "In our Bible Story today, Jesus was a child, like you! He went to a special party with His family. When the party was over, and Jesus' parents, Mary and Joseph, were walking home, they noticed Jesus was not with them! They looked and looked for Jesus. Do you remember where they found young Jesus? (*Pause.*) That's right! Jesus was talking to some very important teachers. Jesus was telling them all about God. We can talk about God to other people, too! Let's make a list together. When I say your name, I want you to tell me someone that you can talk to about God. Then, I will write their name down in our special journal."

"We're learning a Bible verse to help us remember that the Bible is true and the Bible teaches us the best things! It says: 'Your (*point up*) word (*open hands like a book*) is truth' (*move index finger forward from mouth*) John 17:17 (*open hands like a book*). Let's stand up and say that together. Just say what I say and do what I do. 'Your (*point up*) word (*open hands like a book*) is truth' (*move index finger forward from mouth*) John 17:17 (*open hands like a book*). I'm so glad we have the Bible to teach us the best things! **What does the Bible teach you?** [*Bottom Line*] **The Bible teaches me the best things.**"

After the Activity: "This is a great list of people! (*Hold up the journal.*) Thank you for making it with me. There are so many people we can talk to about God. Would anyone like to pray before I pray? (*Give each child who wants to pray the opportunity to do so.*) Dear God, thank You for giving us the Bible so we can learn all about You. Thank You that we can talk to (*read the names listed in the journal*) about You. We love You, God. In Jesus' name. Amen."