

2s | W1

Small Group (15 minutes)

Social: Providing time for fun interaction

We Can Do...

Book Look

Find Young Jesus

Large Group (20 minutes)

Worship: Inviting people to respond to God

Story: Communicating God's truth in engaging ways

Worship

Bible Story

Prayer

Small Group (25 minutes)

Groups: Creating a safe place to connect

Memory Verse with Motions

Find the Bible

I Spy the Best Things!

Young Jesus Puppet

Home: Prompting action beyond the experience

Going Home

Memory Verse Card

Parent Cue Card (print or email)

Parent Cue App and ParentCue.org

*Allergy Alert



Bible Story

Young Jesus • Luke 2:41-52 | I can talk about God to others.

Key Question

What does the Bible teach you?

Bottom Line

The Bible teaches me the best things.










Memory Verse

"Your word is truth" (John 17:17 NIV)

5 min

Young Jesus Puppet | Made to Create

What You Need

	"Young Jesus Puppet" Activity Page	1
	"Young Jesus Puppet Label" Activity Page	1
	Cardstock	1
	Avery® Labels #5160 or equivalent	1
	Paper lunch bags	1
	Crayons or washable markers	Several
	Glue sticks	Several
	Scissors	1
	Permanent marker	1

What You Do:

Before the Activity: Copy "Young Jesus Puppet" on cardstock and cut one set per child. Copy "Young Jesus Puppet Label" on label paper, one label per child. Write each child's name on their paper bag.

During the Activity: Encourage children to glue the top part of Jesus' head to the bottom flap of their lunch bag and Jesus' body to their lunch bag. Have them color Jesus, then use the puppets to review the story.

After the Activity: Connect the Bottom Line to the Bible Story.

What You Say:

Before the Activity: "Today, we heard a story about when Jesus was twelve years old. That's a little bit older than all of you."

During the Activity: "Let's make a Jesus puppet. We can use our puppet to help us review our Bible Story. Start by finding the flap on your bag. *(Pause.)* Great. Now glue Jesus' head to that part of your bag so His mouth lines up to the edge of the flap. *(Pause.)* Tuck Jesus' body under the flap and glue it to the bag. *(Demonstrate.)* Now color your Jesus puppet. *(Pause.)* Super job! Add this label to the back of your puppet. It tells you where you can look in the Bible to find today's Bible Story. Now slide your hand into the bag to make your puppet talk like this. *(Demonstrate.)* Let's use our puppets to help us review."

After the Activity: "Jesus was twelve years old when He traveled with Mary and Joseph to a big celebration in the city of Jerusalem. It was so much fun! When the celebration was over, everyone went back home, but Jesus stayed in Jerusalem. While Mary and Joseph were walking back home, they realized Jesus wasn't with them. Hide your Jesus puppet behind your back. *(Pause.)* When they couldn't find Jesus, they went back to Jerusalem to look for Him. *(Put your hand above your eyes.)* When they finally found Him, Jesus was sitting and talking with important teachers about God. Use your puppets to talk to each other. *(Pause.)* The grown-ups were AMAZED at what Jesus said.

"Jesus was talking to the people about God, and we can talk to people about God, too! The Bible has God's words in it, and it teaches us the BEST things! **What does the Bible teach you? [Bottom Line] The Bible teaches me the best things.**"