



Ministry Leader Guide



Learn from God's Word

01

Leader Notes

What do I need to know for this month?

04

Overview

What are we teaching this month?

06

Scope & Cycle

Where are we in this curriculum year?

08

Music

What music follows the Scope & Cycle?

10

Plan with Every Kid in Mind

02

Getting Ready

What do I need to gather and do next?

13

Suggested Schedule

What order should the experience be in?

14

Activity Stamps

What do the "Made to..." stamps mean?

16

Build an Experience They'll Remember

03

Create the Environment

How can I set up and theme the space?

18

APlay

How do I stream content?

20

Equip the Team

What do I send and share with my team?

21

Memory Verses

What additional memory verses can I share?

22

Connect Beyond This Moment

04

Social Media

How should I use social media?

24

Going Home/Parent Cue

How should I connect with parents?

27

Volunteer Appreciation

How can I encourage volunteers?

28

Music

APlay

Statement of Faith

User Agreement

Learn from God's Word.

Note to Ministry Leader

Merry Christmas! It's time once more to "let every heart repair a broom" and "sleep in heavenly peas." Even though there can be confusion around some of the classic carols, every kid knows that Christmas is a time to celebrate. And we have the incredible privilege of explaining why! You may be teaching the Christmas story for the fourth time (or twenty fourth), but it's still fresh and new for the kids in your ministry. Even though some of them may have heard the story every year, that doesn't mean they yet understand how the birth of Baby Jesus two thousand years ago changes everything for us today.

In Week 1, we'll look at prophecies of Jesus' birth from a dark time in the decline of God's people and the return from exile. We'll explore how God had a plan from the very beginning to send Jesus and how all of history leads up to that point. In the stories of Mary and Zechariah, in the birth of Jesus, and in the visits of the shepherds and the wise men, we see how God's perfectly orchestrated story was cause for celebration then... and how it's just as much reason for us to celebrate today!

HOW TO USE



This guide is your month-to-month home base. It's designed to give you clarity, confidence, and connection as you lead in ministry.

Start Here

Every month, start with this guide. Review what you already know and discover what's new with this month's theme and content.

Jump Around

Click through the Table of Contents to move through the document, then click the jump link in the bottom right hand corner on any page to bounce back and repeat.

Circle Back

This guide is your working road map for every month. Navigating changes? Have questions? Need ideas? Look here first!



Inclusive Pro Tips

Look for this icon throughout your files to find intentional notes and ideas with every child in mind.

Note to Ministry Leader

God didn't need cable news or social media to broadcast the greatest birth announcement of all time. Instead, God sent an angel to Mary and to Zechariah and a full-on angel choir to the shepherds. And then, because no-big-deal, God placed a brand-new star to share the news with the wise men. Throughout history, the extraordinary news of Jesus' birth has been spread in every way imaginable, which is why we're shouting it out through this month's theme: "Extra! Extra!: Celebrate the Good News of Jesus' birth."

God View

The connection between truth and God's creation, as shown through God's Big Story

Insight

Design of God's Creation

What I see around me reveals a Creator who cares about me.

Application

Commitment: Making a plan and putting it into practice

HEADS UP



First Christmas

While many kids in your ministry might be able to re-enact the whole Christmas story on cue—there may be kids who are discovering for the very first time that Christmas isn't actually Rudolph and Santa. As you share this incredible story and interact with kids, don't assume that they already know even the most basic elements.

Nativity Fact Check!

- It's possible Mary rode a donkey... but there is no record that she did.
- While many traditions suggest that Jesus was born in a stable or even a cave, it's most likely that he was born in a room attached to a home—one that was generally reserved for the family's animals.
- Jesus was most likely a toddler by the time the wise men arrived in Bethlehem.

Monthly Overview

Week	Bible Story	Bottom Line	Conversation Starter
1	Jesus Is Promised Isaiah 9:6-7, Micah 5:2	Jesus is good news for everyone.	What's the best news you've ever heard?
2	Gabriel Visits Mary Luke 1:5-66	God always had a plan to send Jesus.	What are your plans this Christmas?
3	Jesus Is Born Luke 2:1-20	Jesus is the greatest gift.	What's the best gift you've been given?
4	The Wise Men Visit Jesus Matthew 2:1-12	Celebrate Jesus all year long.	How can you celebrate Jesus through the year?

Core Insight

God's Creation / Design

Key Application

Christmas

**"Today in the town of David a Savior has been born to you.
He is the Messiah, the Lord."
Luke 2:11, NIV**

VERSE
MEMORY
VERSE
MEMORY

Weekly Summaries

Week	Bible Story	Summary
1	Jesus Is Promised	To start off the month, though, we're hopping back in time to look at the most important prophecies of Jesus' birth. Isaiah lived in a tumultuous time as the northern kingdom of Israel was destroyed and enemies closed in on Judah. But God gave Isaiah words of hope and peace for God's people then... and for the whole world. "A child will be born to us. A son will be given to us. His rule will be based on what is fair and right. It will last forever." That news makes me want to cheer! Then Micah points to a ruler who would be born in Bethlehem. More incredible news. [BOTTOM LINE] <u>Jesus is good news for everyone.</u>
2	Gabriel Visits Mary	Week 2 brings us to the stories of Mary, Zechariah, and Elizabeth. After hundreds of years with no recorded word from God, the rescue plan was set in motion. God sent angelic messengers with amazing news to Zechariah and to an ordinary girl named Mary. While Zechariah couldn't quite believe that he was part of God's plan, Mary chose to humbly accept her role as the mother of God's own Son. No matter how we respond, God's rescue plan can't be stopped. [BOTTOM LINE] <u>God always had a plan to send Jesus.</u>
3	Jesus Is Born	It's Week 3, and we've reached the main event. Jesus is born! God could have sent His Son to be born in the finest palace – but instead, Jesus was born in a place where the animals stayed with a manger as his bed. The birth announcement was pretty dramatic, though – because God sent brilliant angels to declare the news to a group of shepherds in the nearby fields. And once these shepherds saw the baby king, they couldn't help shouting out the good news wherever they went. [BOTTOM LINE] <u>Jesus is the greatest gift.</u>
4	The Wise Men Visit Jesus	We wrap up the month with the wise men and their visit to Jesus. These important scholars lived far to the East of Bethlehem, but that's no problem for God. In fact, God placed a brand-new star in the sky to spread the news of Jesus' birth and guide the wise men straight to the new king. The wise men gave Jesus royal gifts and returned home – where you can bet they celebrated their incredible adventure for the rest of the year... and the rest of their lives! [BOTTOM LINE] <u>Celebrate Jesus all year long.</u>

Scope & Cycle

→ Kids

The Scope & Cycle document is your teaching road map, including theological foundations, phase research, and monthly overviews for the whole year.

FIND MY FILES

Scope & Cycle is in the folder:

- This Month
 - 01_Start Here
 - 01_Vision Casting

August



September



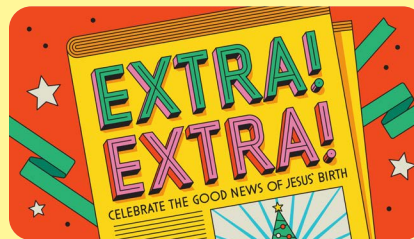
October



November




December



January



February



March



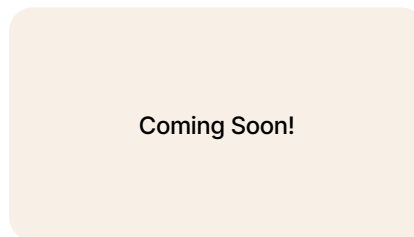
April



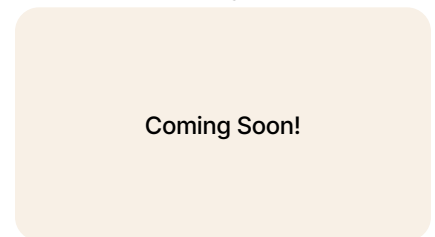
May



June



July



Scope & Cycle → Preteen

The Scope & Cycle document is your teaching road map, including theological foundations, phase research, and monthly overviews for the whole year.

FIND MY FILES

Scope & Cycle is in the folder:

→ This Month

→ 01_Start Here

→ 01_Vision Casting

August



September



October



November



December



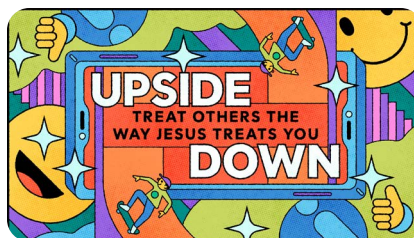
January



February



March



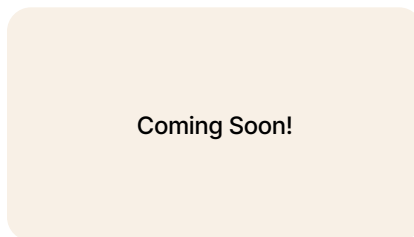
April



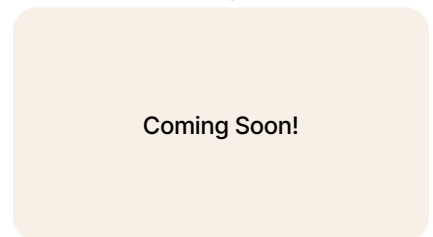
May



June



July



Orange Kids Music

[View Music Here ↗](#)

July

Monthly Song

Album: At the Top of My Lungs

At the Top of My Lungs

Additional Song

Album: Make a Move

All I Need

August

Monthly Song

New Release!

You're Right There

Additional Song

Album: Can't Stop Won't Stop

Follow You

September

Monthly Song

Album: Everything to Me

Brave

Additional Song

Album: Every Beat

You Are My Hope

October

Monthly Song

Album: Can't Stop Won't Stop

Know You More

Additional Song

Album: Everything to Me

A Better Me

November

Monthly Song

Album: Everything to Me

Yes I Am

Additional Song

Album: At the Top of My Lungs

I Can Do All Things

December

Monthly Song

New Release!

*Extra, Extra
(It's Christmas Time)*

Additional Song

Album: Silent Night
(The King Is Born)

Come On With Me

January

Monthly Song

Album: Everything to Me

Everything to Me

Additional Song

Album: My Life For You

My Life For You

February

Monthly Song

Album: Every Beat

Can't Contain It

Additional Song

Album: Can't Stop Won't Stop

Live Your Love

March

Monthly Song

New Release!

O Praise

Additional Song

Album: Can't Stop Won't Stop

Thank You God

April

Monthly Song

Album: Start the Party
(Kids) EP

I've Got Joy

Additional Song

Album: Start the Party
(Kids) EP

Start the Party

May

Monthly Song

Album: Can't Stop Won't Stop

Never Give Up

Additional Song

Album: Can't Stop Won't Stop

Can't Stop Won't Stop

June/July

Coming Soon!

Amazing Music Kids Songs

Only On APlay ↗

December

God's Creation / Design

Scripture

*"Today in the town of David a Savior has been born to you. He is the Messiah, the Lord."
Luke 2:11*

Song Suggestions

Elementary

*O Come All Ye Faithful
Joy To The World
Jesus At The Center*

Preteen

*O Come All Ye Faithful
Joy To The World
Jesus At The Center*

January

God's Love / Connection

Scripture

*Training the body has some value. But being godly has value in every way. It promises help for the life you are now living and the life to come.
1 Timothy 4:8*

Song Suggestions

Elementary

*Every Move I Make
Build My Life
Worthy*

Preteen

*Every Move I Make
Build My Life
Worthy*

February

God's Family / Community

Scripture

*"I give you a new command. Love one another. You must love one another, just as I have loved you."
John 13:34*

Song Suggestions

Elementary

*Need Your Love
Jesus We Love You
How He Loves*

Preteen

*Need Your Love
How He Loves
Jesus We Love You*

Plan with every child in mind.

Getting Ready

Build your to-do list from action items found in this guide.

#01 Learn from God's Word

- ☐ Look through the Ministry Leader Guide (this document)
- ☐ Customize content through curriculum Word Documents
- ☐ Explore ideas on the [252Kids Pinterest](#)

#02 Plan with Every Kid in Mind

- ☐ Review the suggested schedules and note any changes
- ☐ Reference the activity stamps and "Budget Friendly Supplies" sticker to select activities for Social and Groups from the Small Group Leader Guide
- ☐ For ministries that have K-5th grade together for small groups, reference the 2nd-3rd grade guide with the "Perfect for K-5th" sticker

#03 Build an Experience

- ☐ Create your environment
- ☐ Review and publish APlay playlists
- ☐ Source the props and supplies needed for the Small Group activities and Large Group
- ☐ Print the activity pages needed for the Small Group activities
- ☐ Send emails and documents to equip leaders and volunteers

#04 Connect Beyond This Moment

- ☐ Plan and schedule social media
- ☐ Print the Parent Cue cards or schedule the Mailchimp email
- ☐ Send encouragement to volunteers

Suggested Schedule

→ Leader

Before

What you do
beforehand

Prelude

Setting the tone for the experience

You'll find a variety of other resources to help you prepare in the Prelude folder.

Small Group

Kids divided into
smaller groups with a
consistent leader

Social (15 minutes)

Providing time for fun interaction

Offer activities as kids arrive.

Large Group

All kids & leaders
together

Worship (10 minutes)

Inviting kids to respond to God

Story (25 minutes)

Communicating God's truth in engaging ways

Engage children's hearts through a dynamic and interactive Bible Story, Worship, and prayer experience in a Large Group setting.

Small Group

Kids divided into
smaller groups with a
consistent leader

Groups (25 minutes)

Creating a safe place to connect

Offer as many of these activities as your time, facilities, resources, and leadership allow.

After

What you do
afterwards

Home

Prompting action beyond the experience

You'll find a variety of resources to share in the Home folder.

Suggested Schedule

→ Experience

Monthly documents and APlay playlists follow the same suggested schedule.

If the order changes, remember to:

- Let leaders and volunteers know the update
- Reorder APlay to match at joinamazing.com

Segment	What You'll Find	What You Do
Social 15 minutes Providing time for fun interaction	Includes an opening activity as kids arrive. This time encourages kids to enter the classroom and engage with peers and Small Group Leaders by providing fun, age-appropriate, hands-on activities that introduce new concepts they will hear in the Bible Story.	<ul style="list-style-type: none"> → Plan for one or more of the activities. → Review the Small Group document for props and supplies needed. → Lead activities in different areas of the room while a designated leader greets parents and children at the door.
Worship 10 minutes Inviting kids to respond to God	We recommend worship songs that amplify teaching content for the month. We've created these songs to be developmentally appropriate, incorporating simple, direct language, fun dance movements, and upbeat, current arrangements. Songs are preloaded into APlay and available for purchase at store.thinkorange.com .	<ul style="list-style-type: none"> → Recommendation: Have a Worship Leader and live instruments to sing along with the music tracks. → Encourage small group leaders to model what it means to worship by participating in worship using words and motions and encourage children to follow along. → Share music links with parents so they can stream them at home or in the car.
Story 25 minutes Communicating God's truth in engaging ways	Includes various methods of storytelling to engage every kid as they learn about God's Big Story and the part they can play in it. This time encourages kids to be active participants in their faith and not just bystanders.	<ul style="list-style-type: none"> → Choose an engaging adult to tell the Bible Story. This person should be able to command the attention of preschoolers through animated storytelling. These scripts are written to be "told" and not "read." Advance preparation is necessary.
Groups 25 minutes Creating a safe place to connect	Includes activities written to reach every learning style. These activities will reinforce the Bottom Line introduced during the Bible Story and help kids apply it to real-life experiences.	<ul style="list-style-type: none"> → Plan for as many of the activities as possible. → Review the Small Group document for props and supplies needed. → You may want to lead one activity at a time. Or offer two activities at once and allow half the children to participate in each. Then switch groups and repeat the activities.

Activity Stamps

Every kid is made uniquely by God, and wired to learn differently in every phase. That's where Activity Stamps come in!



An activity that increases the oxygen in the brain and taps into the energy in the body



An activity that encourages learning through following guidelines and working as a group



An activity that extends learning through hands on experimentation and discovery



An activity that promotes empathy and facilitates biblical application through role-play and reenactment



An activity that explores spiritual ideas through the process of drawing, building, and designing



An activity that creates space for personal understanding and application



An activity that invites kids to share with others and build on their understanding

Learn More

Activity Stamps help you create intentional moments that meet kids where they are developmentally, emotionally, and spiritually.

Whether kids are moving, creating, building, sharing, or imagining, each stamp shows how the activity is designed to help kids engage with God's Word in a way that sticks. They also ensure variety and balance in your time together.

How to Use

So as you plan, try mixing it up! You'll see an assigned Activity Stamp listed with each activity to show you how it's designed to engage kids best.

One week you might do a "Made to Move" activity, and the next week might be "Made to Create." Both help kids connect with God in meaningful ways.

Using a variety of stamps throughout your time helps every kid feel seen and gives them a chance to connect with God's Word in a way that makes sense to them.

**Build an
experience
they'll
remember.**

Create the Environment

General Tips

Declutter your environment.

While the relationships are what matter, a cluttered space is less inviting.

Create great signage that is easy for kids to read.

Create great signage that is easy for kids to read. If multiple small groups are meeting in one large room, consider using chalk board easels or A-frame signs so parents and children can instantly see where to go.

Display the Theme Art, Bottom Line, or Memory Verse in photo frames at check-in so parents know what their child is learning.

You don't have to go all out, but even little touches go a big way!

Think theme art colors or utilizing your screens if you have them.

Tips for This Month

Use these ideas as starting point to bring the theme to life in your space.

Christmas Tree

- Decorate your Christmas trees with ornaments made from newsprint.
- Wrap strips of newsprint around trees like ribbon, and add letters to the ribbon to spell out "Jesus is born!"

Font

- The titles in theme art are typically hand-drawn letters. Similar fonts can be found online:

[Bryant Medium](#)

Need Ideas?

Connect with our team and other ministry leaders for more content.

Pinterest

bit.ly/2HaRdIs

Facebook

bit.ly/252KidsPartnerFacebook

Spotify

spoti.fi/2TqDhBJ

Create the Environment

January → Game Plan

Font → [Beat Box](#)

Obstacle courses are amazing because they can be made from anything. So, search your storage rooms for some of the most random things that will bring back some fond memories for your kids. That 6' inflatable piece of pizza from summer? Yep! Colorful 5-gallon buckets? Stack them up! To help define the course, slide pool noodles onto toilet plungers with firm rubber plunges, and attach arrows pointing up, over, and under.

February → Like and Subscribe

Font → [Trade Gothic Next LT Pro Heavy Condensed](#) + [Bryant Condensed Medium](#)

This is another month where you can decorate with pictures of your kids and leaders. Decorate your walls with film strips or computer screen templates, and add their pictures. Pictures can be of individual kids or small groups making silly faces together. Leave some empty spaces so you can add new kids to the wall as the month goes on. Add thumbs-up icons and emojis with heart eyes around your environment.

March → Upside Down

Font → [Polymath Display](#)

This can be one of the easiest months to decorate. Do you have posters in frames in your environment? Turn them upside down. Hang anything upside down—chairs, lamps, clocks—to spark your kids' curiosity so you can teach them about the marvelous upside-down way that Jesus calls us to treat others. And with Palm Sunday falling on the last Sunday of the month, consider changing the environment a week early to make Holy Week a little easier on you and your team.

April → Block Party

Font → [GoodDog New](#) + [ImaginaryFriend BB Bold](#)

It's time to celebrate! Use traditional party decorations in colors that coordinate with the theme art. Hang streamers or pennant flag bunting. Create some signs like in the theme art. Create the look of confetti falling by attaching small pieces of colorful paper to fishing line that is hung from the ceiling.

May → Trek

Font → [Din 2014 Demi](#) + [Karol Sans Black](#)

Create some mountains by crumpling colorful butcher paper that matches the theme art. Then smooth it out a little as you shape it into mountains. Add some Ficus trees or cardboard trees decorations. Display a sign that shows a trail map.

Introducing APlay

Welcome to instant access to your curriculum media. No downloads. No hassle.

APlay is an all-in-one media organization and presentation tool, free with your curriculum subscription! Experience all of your Orange Curriculum media assets, now pre-built and fully customizable. No more sorting through multiple download folders. APlay is free with your curriculum subscription and packed with features to help your weekly experience run smoother.

APlay gives you more time to focus on what truly matters — more ministry, less media management with Apple TV and web browser streaming options.

How to Get Started

- **First time?** Sign up at JoinAPlay.com using the same primary email and password for your Orange Curriculum subscription.
- **Returning?** Sign in at JoinAmazing.com. You'll find it pre-loaded with all the media content in your subscription.
- **Questions?** Reach out to Customer Care or your dedicated Orange Specialist.

KEY FEATURES



Seamless Media Playlists

Display curated playlists or create your own.



Custom Content Integration

Upload and organize your church media, including worship videos.



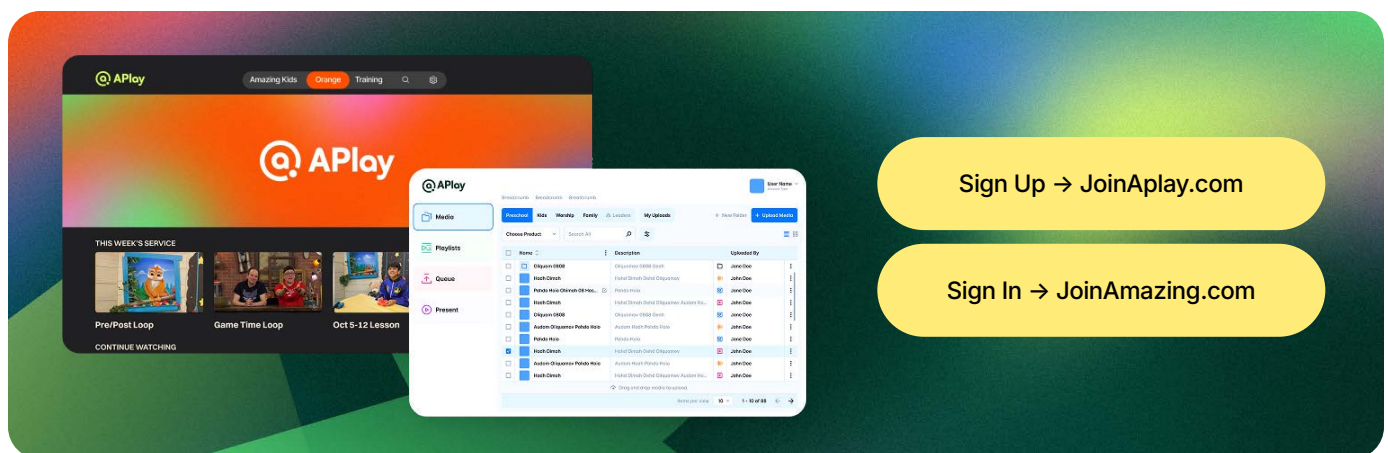
Pre-Built Playlists

Access Orange Curriculum playlists tailored for your needs.



AppleTV Compatibility

Enjoy preloaded curriculum content ready for use.



Sign Up → JoinAPlay.com

Sign In → JoinAmazing.com

Equip Leaders

Communicate Early

Send any files and information a leader may need early enough for them to plan.

Large Group Leaders

- ☐ Send the Large Group Leader Guide

Small Group Leaders

- ☐ Send the Small Group Leader Guide
(Mailchimp templates are provided for easy access!)
- ☐ Share which Group Activities were selected

FIND MY FILES

Weekly leader guides are found in their respective folders:

Groups

- Small Group
- Large Group



Amazing Kids Worship

In the Large Group Leader Guide, we've suggested worship songs from Amazing Kids Worship.

We've created these songs to be developmentally appropriate for elementary, incorporating simple, direct language, fun dance movements, and upbeat, current arrangements.

We've chosen these specific songs that amplify our teaching content for this month. We recommend that you use these songs as scripted below, or combined with other popular worship songs that your kids know and love.

Songs can be found on [APlay](#) and for purchase at store.thinkorange.com.

Additional Memory Verses

Isaiah 9:6 (NirV)

"A child will be born to us. A son will be given to us. He will rule over us. And he will be called Wonderful Adviser and Mighty God. He will also be called Father Who Lives Forever and Prince Who Brings Peace."

1 John 4:14 (NirV)

"We have seen it. We give witness about it. The Father has sent his Son to be the Savior of the world."

John 1:14 (NirV)

"The Word became a human being. He made his home with us. We have seen his glory. It is the glory of the One and Only, who came from the Father. And the Word was full of grace and truth."

John 3:16 NirV

"God so loved the world that he gave his one and only Son. Anyone who believes in him will not die but will have eternal life."

Luke 2:10 (NirV)

"But the angel said to them, "Do not be afraid. I bring you good news. It will bring great joy for all the people."



Additional Memory Verses

Here are some additional Bible verses you could add to your Small Group curriculum or send home for parents and kids to learn together. Some verses are longer than others and more complex, so think about the age group when you choose.

* **Phrases in bold** are more appropriate for younger children.

Printing

If printing on labels to create stickers or cards, Microsoft Word has a feature to assist:

- Select the "Tools" pull-down menu in Word
- Select "Labels"
- Select "Options" for your preferred Avery® labels size
- Copy and paste your verses into the Word Doc
- Print!

**Connect
beyond
this
moment.**

Social Media

This guide provides consistency while allowing room for creativity. Keep engaging, keep encouraging, and keep building faith in the next generation!

Weekly Strategy

What to post and caption each day.

Management Strategy

What content to feature and engage directly with Parents.



Automate Scheduling

Use scheduling tools like Canva or Hootsuite to automate posts. Pro-tip, they both have nonprofit account options!

Ask Questions

Encourage comments and interactions by asking engaging questions.

Stay Present

Monitor direct messages and comments to foster community engagement.

Customize Content

Adapt posts to fit your ministry's unique needs.

Social Media Weekly Strategy

Day	Content	Direction	Caption Suggestion
Monday	Series Art Remind the kids and parents what this month's theme and focus is to reinforce what kids are learning.	Grid Post + Caption Post an image from the series art.	<i>Hey, parents! Here is a look at our series for the month! Take a moment to discuss and connect with your child on what this theme means to them and what they are learning! Check out our Parent Cue App for more ideas!</i>
Tuesday	Ministry Highlight or Testimonial Share a win or highlight from your kids' ministry to encourage engagement and build community.	Grid/Reel Post + Caption Post a photo or video from your team.	<i>"We love seeing kids grow in their faith! This week, [Kid's Name] shared how they applied what they learned at church. Share in the comments a recent win you've seen with your child."</i>
Wednesday	Bottom Line or Key Question Provide a midweek reminder of what kids are learning and encourage families to reflect.	Grid Post + Caption Post a bottom line or key question image from the series art.	<i>"This week, we learned that [Insert Bottom Line]. How can you put this into action today?"</i>
Thursday	Volunteer Appreciation or Behind-the-Scenes Recognize and celebrate your volunteers to build community and cultivate a positive ministry culture.	Grid/Reel Post + Caption Post a photo or video from your team of a volunteer or from behind-the-scenes.	<i>"Shoutout to [Volunteer's Name]! They help create a fun and meaningful experience for kids every week. Drop a thank-you note in the comments!"</i>
Friday	Memory Verse or Worship Song Highlight Reinforce scripture memory or introduce the worship song kids are learning	Grid/Reel Post + Caption Post the verse graphic from the series art or a short (30 sec.) video of worship from your team.	<i>"This month's memory verse: [Insert Verse Reference] Take time to memorize this as a family and remind each other of God's truth!"</i>
Saturday (Optional)	Service Photos or Videos Create engagement by creating spontaneous posts, fun polls, or engaging questions	Grid/Reel Post + Caption Share a photo or video from service. Bonus if you post a carousel!	<i>What's your favorite Bible story?</i>
Sunday	Weekly Recap Summarize what was taught in church that week and encourage families to continue the conversation.	Grid/Reel Post + Caption Post a carousel of photos and videos from your team.	<i>"This week, we explored [Bible Story/ Theme] and learned [Key Lesson]. Keep the conversation going at home by watching this recap on [Parent Cue App/ Website]!"</i>

Social Media Management Strategy

Monthly Features (Pinned Posts)



Memory Verse of the Month (Image included in Series Art)

This month's memory verse: [Insert Verse]. Let's commit to memorizing this together as a family!



Ways to Get Involved (Volunteer Call-to-Action)

Want to make an impact? We're looking for amazing volunteers to join our kids' ministry team! Sign up today to be part of something special.



Monthly Theme Overview Carousel (Image & Video)

This month in kids' ministry, we're diving into [Theme Name]. Join us each week as we learn how God is working in our lives!



Upcoming Events & Announcements

Mark your calendars! [Event Name] is coming up on [Date]. We can't wait to see you there!

POV Content Prompts (Point of View)

About POV

POV-style video directly engage parents and spark conversation. Encourage parents to comment, tag friends, and share their own experiences to increase engagement on these posts!

Permissions

Make sure you have obtained permission from the child's guardian before posting any videos or images. A Photo/Video Release form is a great tool for this.



POV: When kids surprise us with their wisdom

Video of a child explaining a Bible story in their own words, with a caption: *"Sometimes, the best teachers are the kids themselves! What's something your child has taught you about faith?"*



POV: Sunday morning chaos getting to church

Fast-paced, funny clips showing the behind-the-scenes rush of a family trying to get out the door for church. Caption: *"If this is you every Sunday morning, you're not alone! Tag a parent who can relate!"*



POV: When a child remembers the memory verse before you do

A playful skit where a child corrects a leader on the memory verse. Caption: *"Who else has been called out by a kid for not knowing the memory verse? 😂"*



POV: When kids randomly start singing the worship song from church

A child joyfully singing a worship song in the car or at dinner. Caption: *"Worship doesn't stop on Sundays! What's your child's favorite worship song right now?"*

Parent Cue

Parent Cue is your direct-to-parent strategy. Along with Parent Cue handouts and emails found in your curriculum files, the Parent Cue App connects you to parents and families all week long.

The Parent Cue App is free to download and includes content that aligns to the curriculum schedule. Unlock more features and content with church customization or an individual subscription.

Church Customization

Deliver weekly curriculum content, empower parents, and centralize your communication in a customizable app.

With customization, you can edit and add your own content for parents. Keep all your church's most important information in one easily accessible location, right on every parent's phone.

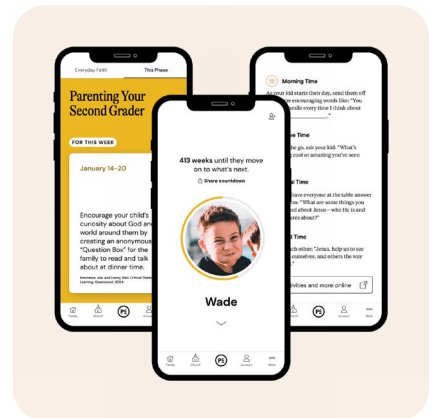
Get Started → orangeapps.church/choose-plan

Parent Subscription

The Parent Cue App includes an option for in-app subscription. Parents will find additional weekly cues, monthly resources, and yearly phase content to help them be the parent they want to be.

Tell Parents More → parentcue.org/app

FOR PARENT'S
↓



Volunteer Appreciation

Everyone loves to know that they are loved and appreciated! What better way to appreciate your volunteers than with some fun, meaningful, and engaging events and resources?

The Volunteer Appreciation document provides you with various ways to engage your volunteers all year long with:

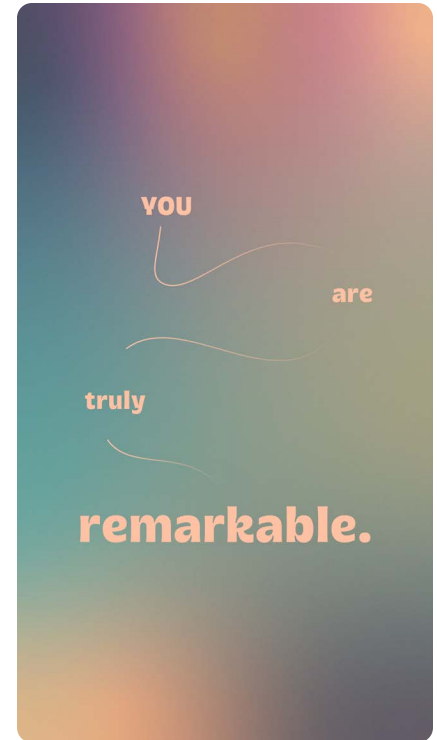
- 5 Budget Friendly Ideas
- 5 Semi-budget Friendly Ideas
- 2 Go All Out Ideas
- Book Resources List

No matter what you choose to do, we hope that your volunteers feel poured into as they continue to serve in your ministry.

FIND MY FILES

The guide, postcards, and phone backgrounds are in the folder:
Start Here (Prelude)
→ 04_VolunteerAppreciation

REFERENCE



Statement of Faith

About God

There is one, and only one, living and true God, existing in three persons: Father, Son, and Holy Spirit. God is just, powerful, good, and holy. God is infinite in love. Through love, God creates, sustains, suffers, judges, rescues, liberates, redeems, reconciles, and reigns.

About Jesus

God became human in Jesus of Nazareth. Jesus was conceived by the power of the Holy Spirit, born of the virgin Mary, suffered, was crucified, died and was buried. He descended to the dead, and on the third day He rose again. He ascended into heaven, and will come again to judge the living and the dead. The death and resurrection of Jesus offers redemption for humanity and the world.

About The Holy Spirit

The Holy Spirit is the third person of the Trinity, the fully divine Spirit of God, whose present activity is to guide, to convict, to comfort, to transform, and to strengthen. The Spirit bestows gifts, and cultivates the character and mind of Christ in believers for use in and through the Church.

About The Bible

The Holy Scripture was written under the divine inspiration of the Holy Spirit. It is accurate, reliable, and authoritative. It is the primary authority for all Christian faith and practice. The Scripture reveals the character of God, the nature of humanity, and the primacy of Jesus.

About Salvation

Jesus, being fully God and fully human, was born, lived, died, and rose again. It is only through Christ Jesus that humanity can find complete forgiveness, reconciliation, and wholeness. Anyone who accepts the free gift of salvation made possible through Christ Jesus is welcome into the Kingdom of Heaven now and forever.

About People

All people are made in God's image, and like God, have the capacity to love, to care, to communicate, and to create. All people have sinned and fallen short of God's glory. The fall of humanity distorted creation and separated all people from God. Because of the fall, humans often feel isolated, angry, inadequate, ashamed, or overwhelmed by the constant awareness that all is not as it should be.

About The Church

The Church is the body of Christ, an extension of Christ's life and ministry in the world today. It includes the redeemed of all ages, races, genders, and nations. Because of Jesus, with the guidance of the Spirit, believers are invited to participate in the work of the Church. Jesus prayed for unity in the Church, and our Christian unity gives evidence of God to every generation.

User Agreement

The Amazing Life Foundation gladly grants permission to churches, schools and other licensees to tailor 252 Kids® and 252 Preteen® materials to fit their unique leadership requirements, locale, and format preferences. However, if you wish to edit the content substantively, including teaching scripts, small group guides, and any other content in which biblical principles and concepts are presented, you are obligated to do so within the doctrinal guidelines we've expressed in our Statement of Faith.

These resources are intended to be downloaded and printed for use by the subscribing entity only and may not be electronically transferred to or duplicated by other non-subscribing entities. Any unauthorized reproduction of this material or incorporation into a new work—including podcasts or video of this content—is a direct violation of U.S. copyright laws.

Copyright

252 Kids® and the 252 Kids® logo are trademarks of Amazing Life Foundation. 252 Preteen® and the 252 Preteen® logo are trademarks of Amazing Life Foundation.

Scripture marked "NirV" is taken from the NEW INTERNATIONAL READER'S VERSION®. Copyright © 1996, 1998 Biblica. All rights reserved throughout the world. Used by permission of Biblica.

Scripture marked "NIV" is taken from THE HOLY BIBLE, NEW INTERNATIONAL VERSION®, NIV® Copyright © 1973, 1978, 1984, 2011 by Biblica, Inc.® Used by permission.

All rights reserved worldwide. Scripture quotations marked NCV are quoted from the Holy Bible, New Century Version, Copyright © 2005 Thomas Nelson. All rights reserved.

Curriculum for every kid at every age.

Find more world-class content for your ministry, from birth to graduation.

Learn more at → thinkorange.com/curriculum

Preschoolers
Birth-5 Years Old

First Look

Middle School
6th-8th Grade

XP3 Middle

High School
9th-12th Grade

XP3 High

Inclusive
Preschool & Elementary

EveryChild