

HAPPY FALL



Ms. Karla/Linsey's Older Class
Classroom Newsletter
Precious Pals Preschool
Hagerstown, IN
October 2023

A Delightful Start to the Year!

This first month has been amazing! The kids are being taught a bit differently than last year, our classroom is set up to foster learning through play-based activities...and they are rising up to the challenges that are laid out before them. Take time to notice their growth & reinforce skills!

Thank you for letting us partner with you in the education of your 'whole' child! ☺

As October rolls around we will be making a transition from Ms. Karla being the lead teacher to Ms. Linsey becoming the lead teacher. This will take a few weeks to make the complete transition. As I, Ms. Karla, step out of this teacher role into a director role I will still be very hands-on behind the scenes to make sure we are loving on and growing and appropriately challenging our students as well as giving support to our families when needed. Please if you have anything you need from me, don't hesitate to ask me, I will continue to be around daily!

Bible Time



I have enjoyed getting to know your children and sharing The Word with them. This month, we are going to look at a variety of Old Testament stories and how these people served God: Moses, Battle of Jericho, David & Goliath, Fiery Furnace, Daniel & the Lion's Den, and finally Jonah & the whale. The memory verse this month is from

Daniel 3:17- The God we serve is able to save us.

The songs for this month are:

This Little Light of Mine & What a Mighty God We Serve (YouTube: Listener Kids)

Thanks for allowing me to shine the light of Christ to your children. I look forward to having a great year.

Ms. Bethany

Scholastic Book Sell Fundraiser



Books empower students to love reading by choosing and owning their own books. Scholastic offers such AMAZING books at decent prices. When the 'discount store' is unlocked thanks to the families that made book club orders (paper orders or online orders) I can purchase many kinds of book...book genres and reading levels vary, so you are sure to find something for every kid in your family circle (younger & older than your preschooler).

You will have an opportunity to shop the days we have school the week of October 23rd. There will be tables set up in the large room at the end of the preschool hallway. It is there you can purchase books for \$2/each. That's a steal...these books' price ranges from \$4-\$9. You will have the opportunity to shop with or without your child during the drop-off time frame of our school day. If you want to get your child checked in and then go browse or if you want to browse with your child and then get them checked in...whatever suits your fancy!

It's an honor system, dropping your money into the rainbow bucket in the hallway. Because of this system, no change will be available.

Smile!

Picture day will be October 23th. Please see the attached form for more details.



Ms. Karla/Linsey's Classroom Newsletter

Helpful Tidbits

When student gets home find time to sit with them and look over papers that they have brought home. Most kids' voice their excitement about taking home their work to show mom/dad what they have done! They are excited to share or at least hear you say you are proud of them!

Please know, an empty backpack is easier to load for my friends so please don't forget to clean out the backpacks nightly. We work on independent skills a lot at preschool so please work with you student on unzipping their backpack, allowing them to empty out necessary work/notes. This would get them in a good habit when they enter elementary school.



Field Trip-October 18th

We will be taking a field trip to Safety Village's mission is to provide programs in a safe an environment where children can experience and learn life safety skills. We will specifically be going to learn about FIRE SAFETY! We will also be visiting Ms. Janelle at Hagerstown Public Library on the same day. More information is on the attached permission slip.

We also will take advantage of firefighters/fire truck that will be visiting Ms. Danielle's class on October 19th.

October Highlights

No School

Week of October 9th

Fall Break

Attached to this newsletter you will find more information such as: student /parent names/phone numbers of friends in your child's class, this allows you to set up playdates with classmates, & field trip form, etc.

Fundraiser

A few fundraisers are currently being worked on. More information and details will be shared when it is known.



We often are asked if our students can dress up for Halloween during class. Even though that could be fun to see everyone all dressed up we unfortunately do not allow students to dress up. You can imagine some of the obvious reasons... getting kids in and out of costumes the entire day..... they need to use the restroom, they are hot or just done wearing them. BUT we are going to dress up in our PJ's on Monday, October 30th!



Please share with me any questions, concerns or just something precious your child has said or done!

We are looking forward to an exciting year!
Ms. Karla, Ms. Linsey, Ms. Stacy,
Ms. Danielle, & Ms. Bethany

October

2023 Ms. Karla/Linsey's Older Class

SUNDAY	MONDAY	TUESDAY	WEDNESDAY	THURSDAY	FRIDAY	SATURDAY
1.	2.	3.	4.	5. 	6. Scholastic Order Code: HQRZ2 Due	7.
8.	9. 	10.	11.	12.	13. 	14.
Fall Break-No School						
15.	16.	17.	18. Field Trip: Safety Village  & HPL 	19.  Firefighter Visit ***** Let's get cooking	20.	21.
22. *****  Pm: Scarlett b-day 10-16	23. SCHOOL PICTURE DAY 	24. Tuition Due 	25. BOOK SALE  Mon, Wed & Thurs. Ea. Bk \$2	26. 	27.	28.
29.	30. 	31. 				



September Song List 2023

Helping Hands : Clean-up

(Tune to: Do You Know the Muffin Man)



It's time to use
your helping hands,
your helping hands,
your helping hands.

We will use our
helping hand to clean up the room.

Student name using helping hands,

Student name using helping hands,

Student name using helping hands to clean
up the room.

Snack Prayer Song

Hands, hands, hands
We thank you God for Hands.

Legs, legs, legs
We thank you God for Hands.

Friends, friends, friends
We thank you God for Hands.

Food, food, food
We thank you God for Hands.
Thanks you God for everything!
Amen



Washing Hands Song

(Tune: Are You Sleeping)

Top and bottom, top and bottom
(wash top & bottom of hands)

**In between, in
between**
(wash in between
fingers)

**Rub them all
together, Rub them
all together**

(Rubbing the soap all around hands)

Squeaky clean, squeaky clean
(Rinsing soap off hands)



Where is _____ ?

(Tune: Are You Sleeping)

Where is (child's name)?

Where is (child's name)?

Please stand up,

Please stand up,

Do a little wave,

Do a little clapping,

Sit back down,

Sit back down!

Getting Ready for Circle Time

Find your seat on the rug, on the rug, on the rug

Find your seat on the rug and give a little hug
(hug yourself)

Put your finger on your
nose, on your nose, on
your nose

Put your finger on your
nose and give a little
pose (smile or make a
silly face)



Put your finger on your lip, on your lip, on your
lip

Put your finger on your lip, and don't you let it
slip (make a shh pose with your finger over your
lip)

Put your elbow on your knee, on your knee, on
your knee

Put your elbow on your knee and give a little
squeeze

Wave Goodbye

Tune: Farmer in the Dell

We wave goodbye like this.

We wave goodbye like this.

We clap our hands for all
our friends.


We wave goodbye like this.



Quiet Please

(Tune: London Bridge is Falling Down)

If you hear me quiet
please,
quiet please, quiet
please.
If you hear me quiet
please.
Please sit quietly!



I Am Ready

(Tune: Frere Jacques)


I am ready (children echo)
My eyes face front
(children echo)
Hands in my lap (children
echo)
Quietly (children echo).



Time to Get in Line

(Tune: Oh Susanna)

When it's time to get in line,
I stand so straight and tall.
My arms are behind my back,
I don't move them at all.
My feet are forward.
My eyes look straight ahead.
My lips are closed,
Now Ms. Karla,
knows I'm ready
for the hall.



Hands Go Up

(Tune: Twinkle, Twinkle, Little Star)

Hands do up, and
Hands go down!
I can turn myself around.
I can stand up, on one shoe.
I can listen, so can you!
I can sit. I'll show you how!
Storytime is starting now!

Dino-Pokey

(Tune: Hokey Pokey)

You put your claws in, You put your claws out
You put your claws in, scratch 'em all about
You do the Dino-Pokey and you
turn yourself about.
That's what it's all about.



More verses:

feet in/feet out/stomp them all
about
teeth in/teeth out/chomp them all about
tail in/tail out/wag it all about

Do You Know the DINOSAUR?

(Tune to: Muffin Man)

Oh, do you know the stegosaurus?
The stegosaurus, the stegosaurus?
Oh, do you know the stegosaurus?
He had plates upon his back.

More verses:

Apatosaurus...he has a very long neck.
Tyrannosaurus rex...he was very fierce.
Triceratops.... he has three big horns.



The Dinosaurs Go Marching

(Sung to: The Ants Go Marching)

The dinosaurs go marching one by one,
hurrah, hooray
The dinosaurs go marching one by one,
hurrah, hooray
The dinosaurs go marching one by one,
the little one stopped to stand in the sun,
And they all go marching round and round
and up and down.

More verses:

Two-to admire the view. Three-eat from a
tree. Four-to give a roar

Jesus Love 'name song'

(Tune: Are You Sleeping)

(Note: when student hears name they stand up)



Jesus loves (Student name)

Jesus loves (diff. student name)

Jesus loves (diff. student name)

Jesus loves (diff. student
name)

Reach up to the sky, reach
up really high.

Now sit down, now sit down.

The B-I-B-L-E

The B-I-B-L-E

Yes, that's the book for me

I stand alone on the Word of God

The B-I-B-L-E

We Wave Our Scarves Together

(Tune: For He's a Jolly Good Fellow)

We wave our scarves together

We wave our scarves together



We wave our scarves
together because it's fun
to do.

Wave them up high
Wave them down low

Wave them in the middle

Because it's fun to do.

Verses: We throw our scarves together

Open & Shut Them

Open and shut them, open and shut them

(open and close fingers),

Give your hands a clap (clap hands)

Open and shut them, open and shut them

(open and close fingers),

Put them in your lap

(put your hands together in your lap.)



I Am Special


(Tune: Are You Sleeping?)

I am special. I am special.

Look at me, God made me.

I am very special. I am very special.

Look at me, God made me.



This is the Way I Move!

(Tune: Mulberry Bush)

This is the way I touch my nose,
touch my nose, touch my nose.

This is the way I touch my nose,
when I'm at school!

Variations:

- Jump up and down
- Spin around
- Hop in the air
- Stretch up high
- Bend to the floor
- Balance on one foot
- Spin in a circle



Color, Cut & Glue

(Tune: Oh My Darling, Clementine)

I can color,

I can color,

I can color neatly.

With my crayons

With my crayons



I can color neatly.

I can cut,

I can cut,

I can cut paper.

With my scissors,



With my scissors,
I can cut paper.

I can glue,
I can glue,
Just a dot
I can glue,
I can glue,
Just a dot



of glue will do.

of glue will do.

Birthday Chant

I don't know but I've been told,
(kids repeat: I don't know but I've been told,)
Someone here is ____ years old.
(Kids repeat: Someone here is ____ years old.)
The bad news is we sing off key.
(Kids repeat: The bad news is we sing off key.)
The good news is we sing for free.
(Kids repeat: The good news is we sing for free.)

Happy Birthday!

(Kids repeat: Happy Birthday!)

He's Got the Whole World

He's got the whole world in His hands, (4x)

Verses:

...the little bitty baby...
...you and me brother
(sister)....
... the sun and the moon....
...the wind and the rain....
...the mountain and the rivers....
.....everybody here....



Mary had a Little Lamb

Mary had a little lamb,
It's fleece was white as snow.
And everywhere that Mary went
the lamb was sure to go.
He followed her to school one day
that was against the rule.
It made the children laugh and play,
to see the lamb at school.

The More We Get Together

The more we get together, together,
together,
the more we get together,
the happier we'll be.



For your friends are my friends,
and my friends are you friends.

OR

There's _____, and _____, and _____,
and _____ (name children in class)

The more we get together,
the happier we'll be!

Color Song

(Tune: If Your Happy & You Know It)
If you're wearing red, pat your head
If you're wearing blue, count to 2
If you're wearing green, let your smile be
seen
If you're wearing any color, give a holler
If you're wearing brown, hop up and down
If you're wearing yellow, jump like a funny
fellow
If you're wearing black, pat your back
If you're wearing any color, give a holler

