



Preschool Lesson



Lesson 3: Stay Fired Up



Whatchagaddaknow:

"Let's Stay Fired Up!"



Power Verse:

"Never be lacking in zeal, but keep your spiritual fervor, serving the Lord."

- Romans 12:11 (NIV)

Before the Lesson

- * Collect the items for the activities you plan to use, referring to the Classroom Supplies and Lesson Manual Supplies listed in the chart.
- * Pray for your students and for God's direction in teaching the class.

This Lesson at a Glance

Activity	Classroom Supplies	Lesson Manual Supplies
Bible Story – This week, the kids will learn from the story of Jesus as a young boy in the temple (Luke 2:41-52).		Bible Story Pictures (pg. 5-8)
Hands-On-Learning –The kids will learn that they should keep their spiritual fire for God fired up!	Candle, lighter	
Craft Option #1 – Bible Story Coloring Page	Crayons or markers	Bible Story Coloring Page Print Piece (pg. 9)
Craft Option #2 - Candle Craft	Crayons or markers, glue, orange & red glitter, card-stock	Candle Craft Print Piece (pg. 10)
Craft Option #3 – Campfire Coloring Page	Crayons or markers	Campfire Coloring Page Print Piece (pg. 11)



Bible Story

Supplies Needed: Bible Story Pictures (provided on pg. 5-8)

Teacher Instruction: Before class begins, print the Bible Story Pictures. Have the children gathered around so they can see the pictures.

Say- Today, I want to tell you a story about Jesus when He was 12 years old. That's still a kid, just like you!

Say- Every year, Jesus and His family, Mary and Joseph, went to a big festival in a city called Jerusalem. It was a super special time, kind of like a big holiday party!

Say- When the festival was over, it was time to go home. Mary and Joseph started the trip with a big group of people. Back then, families traveled together, so everyone thought Jesus was walking with the other kids. Everything seemed great until Mary and Joseph realized something VERY important.

Say- Jesus wasn't with them! Oh no! (Show pic) Can you imagine how worried they must have been? Mary and Joseph were probably asking, "Where's Jesus? Where could He be?" They quickly turned around and hurried back to Jerusalem to find Him.

Ask- After a long search, guess where they found Jesus?

-Pause for kids to guess-

Say- In the temple! (Show pic) The temple was like a church. Jesus was sitting with the teachers, talking to them about God. And guess what? The teachers were AMAZED at how much Jesus knew!

Say- Mary ran up to Jesus and said (Show pic), "Son, we've been looking everywhere for you!" She was so relieved to find Him. But Jesus wasn't scared or worried. (Show pic) He said, "Didn't you know I would be in my Father's house?"

Say- Even though Jesus was just a kid, He loved learning and talking about God. And even though the teachers were grown-ups, they were happy to listen to and learn from Jesus, too.

Say- This story shows us that we're never too young to love God, learn about Him, or share what we know with others. God loves it when we want to learn more about Him, just like Jesus did!

Pray



Hands-On Learning

Supplies Needed: *Candle; lighter*

Teacher Instruction: *Before class begins, gather classroom materials. Have the children gathered around so they can see any illustration materials.*

Say- I brought something special to show you today. Look at this candle. *(Hold up the unlit candle)* Right now, it's just sitting here, but when I light it, it will shine bright! *(Light the candle)*

Say- Wow! Look at how the flame glows. This candle is like our hearts when we love God—it shines bright! But if I blew it out, *(blow out the candle)* the light would be gone. We don't want our love for God to go out, so we have to take care of it.

Say- One way to stay fired up for God is by talking to Him every day. That's called prayer. Just like you talk to your best friend, you can talk to God about anything—your happy days, your sad days, or even when you need help.

Ask- What is something you can talk to God about today?

-Pause for answers-

Say- Prayer keeps us fired up for God. Another way to stay fired up is to read the Bible. The Bible is a special book full of God's words just for us. It helps us learn to live and love like Jesus.

Say- Reading our Bibles keeps us fired up for God!

Say- The last way to stay fired up for God is by helping others. When we serve others—like sharing toys, being kind, or helping someone in need—it makes God happy.

Say- Serving others is like showing the world our bright light. It spreads God's love everywhere we go!

Say- Let's keep the flame in our hearts shining by praying, reading our Bibles, and serving others. *(Light the candle)*

Say- Say this with me, “Let's Stay Fired Up For God!” *(Say the phrase aloud with the kids)*



Craft #1: Bible Story Coloring Page

Supplies Needed: Bible Story Coloring Page Print Piece (provided on pg. 9); Crayons or markers

Teacher Instruction: Before class begins, print the Bible Story Coloring Page Print Piece. Make sure you have enough for each kid to have one. Gather the classroom materials as well. Have the kids sit in an area that is appropriate for coloring.

How To Do Craft - Kids can color freely as they choose.



Craft #2: Candle Craft

Supplies Needed: Candle Craft Print Piece (provided on pg. 10); Crayons or Markers; Red & Orange Glitter; Glue; Cardstock

Teacher Instruction: Before class begins, print the Candle Craft Print Pieces. Make sure you have enough craft pages for each kid to have one. This will work best if printed on cardstock. Gather the classroom materials as well. Have the kids sit in an area that is appropriate for crafting.

How To Do Craft - Allow the kids to decorate the candles using crayons or markers. Place a small amount of glue on the flames of the candles, and let the kids sprinkle red and orange glitter on them to make them sparkle! As you help with the craft, talk about how we should stay fired up for God!



Craft #3: Campfire Coloring Page

Supplies Needed: Campfire Coloring Page Print Piece (provided on pg. 11); Crayons or markers

Teacher Instruction: Before class begins, print the Campfire Coloring Page Print Pieces. Make sure you have enough for each kid to have one. Gather the classroom materials as well. Have the kids sit in an area that is appropriate for coloring.


How To Do Craft - Kids can color freely as they choose.













**WHEN JESUS WAS A BOY, HE SPENT TIME LEARNING
ABOUT GOD AND TEACHING OTHERS ABOUT GOD!**



LET'S STAY FIRED UP FOR GOD!



LET'S STAY FIRED UP FOR GOD!