



Preschool Lesson



Lesson 1: Don't Be A Copycat



Whatchagaddaknow:

"I Won't Copy The Ways Of The World!"



Power Verse:

"Don't copy the behavior and customs of this world, but let God transform you into a new person by changing the way you think."

- Romans 12:2

Before the Lesson

- * Collect the items for the activities you plan to use, referring to the Classroom Supplies and Lesson Manual Supplies listed in the chart.
- * Pray for your students and for God's direction in teaching the class.

This Lesson at a Glance

Activity	Classroom Supplies	Lesson Manual Supplies
Bible Story – This week, the kids will learn from the story of Daniel and his friends refusing to eat the king's food (Daniel 1).		Bible Story Pictures (pg. 5-8)
Hands-On-Learning – The kids will learn that they should live for God instead of following the ways of the world.	No supplies needed	
Craft Option #1 – Bible Story Coloring Page	Crayons or markers	Bible Story Coloring Page Print Piece (pg. 9)
Craft Option #2 - Cat Mask Craft	Crayons or markers, cardstock, yarn, tape, scissors	Cat Mask Craft Print Piece (pg. 10)
Craft Option #3 – Cats Playing Coloring Page	Crayons or markers	Cats Playing Coloring Page Print Piece (pg. 11)



Bible Story

Supplies Needed: Bible Story Pictures (provided on pg. 5-8)

Teacher Instruction: Before class begins, print the Bible Story Pictures. Have the children gathered around so they can see the pictures.

Say- Today’s Bible story is about Daniel and his three friends, Shadrach, Meshach, and Abednego. Daniel, his friends, and many other people were captured and forced to go far away from home to a land called Babylon.

Say- The king of Babylon was a man named Nebuchadnezzar. King Nebuchadnezzar was a mean and evil man. He did not believe in our God. He worshiped false gods.

Say- King Nebuchadnezzar chose some men to be his servants at the palace. Daniel, Shadrach, Meshach, and Abednego were taken to the palace. (*show pic*)

Say- King Nebuchadnezzar said, “You will all eat the food and drink the wine I give you.”

Say- Uh oh! That was a BIG problem. God told his people they should NOT eat that kind of food or drink.

Say- (*show pic*) Daniel said, “I would like to eat only the food that God has told us to eat.” Daniel wanted to obey God.

Say- So, Daniel made a deal, “Let my friends and I eat the food God wants us to eat. At the end of 10 days, compare us to the other young men. If we are not stronger and healthier than they are at the end of 10 days, we will eat the food and wine of the king.”

Say- The king’s man, Ashpenaz, agreed to the deal. (*show pic*) At the end of the 10 days, Daniel and his friends stood before King Nebuchadnezzar.

Say- (*show pic*) The king was so pleased with how strong and healthy they were he placed them in high positions of authority. From that point on, Daniel and his friends were allowed to eat the food that they chose - the food that was approved by God.

Say- We can learn from Daniel to live for God and not copy the ways of the world!

Pray



Hands-On Learning

Supplies Needed: *No supplies needed*

Teacher Instruction: *Before class begins, gather classroom materials. Have the children gathered around so they can see any illustration materials.*

Say- Hi, friends! Today, we’re starting a brand-new series called Be Different! Can you say that with me? Be Different! *(Encourage kids to repeat it excitedly)*

Say- Have you ever played a game called Copycat? *(Pause for responses)* It’s when someone does something, and you copy them exactly. Let’s try it! *(Do something simple like clapping your hands, patting your head, or jumping; encourage the kids to copy you)*

Say- You’re great at being copycats! But sometimes, we have to make sure we’re not copying the wrong things. Did you know that not everything in the world is good or right?

Say- Some people make choices that don’t make God happy, and if we copy them, we might make wrong choices, too. But God has a better way for us! He wants us to be different—not like a copycat.

Say- If we want to live for God and not copy the ways of the world, we need to let God help us. He can change our thoughts so we know what’s right. When we think the way God wants us to, we can make good choices that make Him happy!

Say- If I make an angry face and you copy my angry face, and we are angry with people all day, do you think that’s what God wants us to do?

-Allow the kids to respond-

Say- What if I make a happy face and treat people nicely? Should you copy that?

-Allow the kids to respond-

Say- Yes! God wants us to choose good things, not bad things. We COPY GOOD things that honor God, and we don’t copy BAD things.

Say- God can help us think about what’s right and choose to do what’s good. When we follow God, we’re being different from the world—and that makes God so happy!

Say- Let’s say this together: “I Won’t Copy The Ways Of The World!” *(Say that aloud with the kids)*



Craft #1: Bible Story Coloring Page

Supplies Needed: Bible Story Coloring Page Print Piece (provided on pg. 9); Crayons or markers

Teacher Instruction: Before class begins, print the Bible Story Coloring Page Print Piece. Make sure you have enough for each kid to have one. Gather the classroom materials as well. Have the kids sit in an area that is appropriate for coloring.

How To Do Craft - Kids can color freely as they choose.



Craft #2: Cat Mask Craft

Supplies Needed: Cat Mask Craft Print Piece (provided on pg. 10); Crayons or Markers; Cardstock; Yarn; Tape; Scissors

Teacher Instruction: Before class begins, print the Cat Mask Craft Print Pieces. Make sure you have enough craft pages for each kid to have one. This will work best if printed on cardstock. Gather the classroom materials as well. Have the kids sit in an area that is appropriate for crafting.

How To Do Craft - Allow the kids to cut out and decorate one cat mask. Tape a piece of yarn to each edge of the cat mask so it can be tied around their heads and worn. As you help the kids with the craft, talk about how we should not copy the world; we should live for God!



Craft #3: Cats Playing Coloring Page

Supplies Needed: Cats Playing Coloring Page Print Piece (provided on pg. 11); Crayons or markers

Teacher Instruction: Before class begins, print the Cats Playing Coloring Page Print Pieces. Make sure you have enough for each kid to have one. Gather the classroom materials as well. Have the kids sit in an area that is appropriate for coloring.


How To Do Craft - Kids can color freely as they choose.



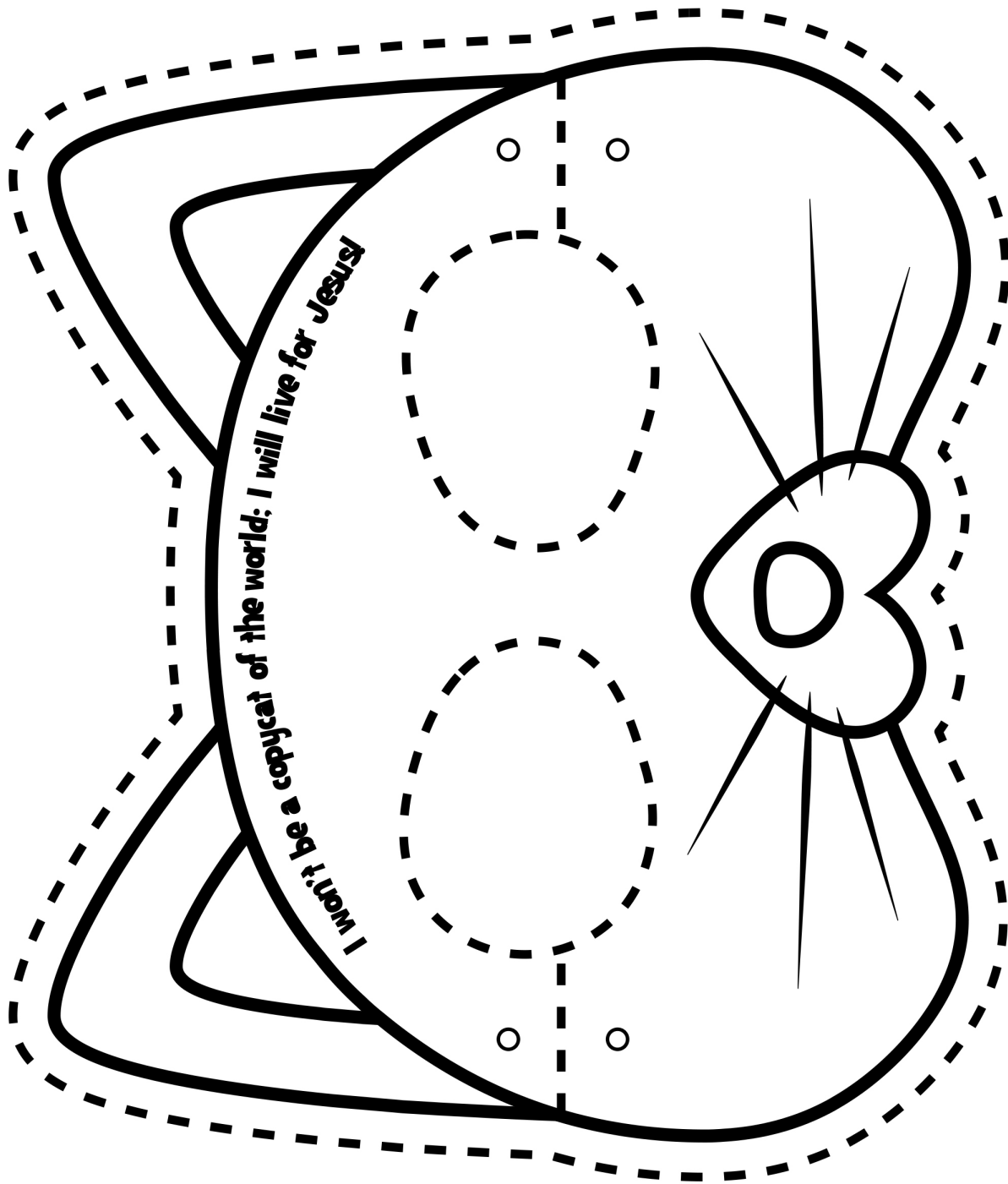









DANIEL AND HIS FRIENDS OBEYED GOD AND GREW HEALTHY AND STRONG!



- 1 - CUT AROUND THE DOTTED LINES. 2 - POKE A HOLE THROUGH THE SMALL CIRCLES NEXT TO THE EYES.
- 3 - LOOP THE YARN THROUGH BOTH HOLES AND TIE A KNOT ON EACH END TO FASTEN THE MASK TOGETHER.



I WON'T BE A COPYCAT OF THE WORLD: I WILL LIVE FOR JESUS!